



# THE NEVADA JUDICIARY

2023 ANNUAL REPORT



### 2023 SUPREME COURT OF NEVADA

Standing: Justice Patricia Lee, Justice Ron D. Parraguirre, Justice Douglas Herndon, and Justice Linda M. Bell.

Sitting: Associate Chief Justice Elissa F. Cadish, Chief Justice Lidia S. Stiglich, and Justice Kristina Pickering.



### 2023 NEVADA COURT OF APPEALS

Judge Deborah L. Westbrook, Chief Judge Michael P. Gibbons, and Judge Bonnie A. Bulla.

# TABLE OF CONTENTS

A Letter From the Chief Justice.....	2
Elections and Appointments.....	3
Court Structure.....	4
Strategic Court Innovations.....	8
Committees and Commissions.....	12
Judicial Programs and Services.....	16
Appellate Courts Financial Highlights.....	20
In Memoriam.....	21
Appellate Courts Summary.....	22
Trial Court Overview.....	24
Trial Courts Summary (by District).....	26

## Appendix Tables

Available on the Supreme Court Website  
[WWW.NVCOURTS.GOV](http://WWW.NVCOURTS.GOV)



@NEVADASUPREMECOURT



@NEVADAAPPELLATECOURTS



@COURTSNEVADA



## NEVADA TRAFFIC LAW CHANGES

In 2021, during the 81st Session of the Nevada Legislature, Assembly Bill 116 (AB116) was proposed to decriminalize many of Nevada’s traffic-related offenses. The bill passed through the legislature and was signed into law by then-Governor Steve Sisolak. Prior to the bill’s passage, Nevada’s traffic offenses were charged as misdemeanors, with punishments that could include fines up to \$1000 and 6 months in jail. Before becoming effective on January 1, 2023, AB116 required the Nevada Judiciary to implement significant changes in systems, processes, and policies. The Branch worked with law enforcement, state agencies, and various justice partners to prepare for impacts of the bill and collaborated to improve information transfers, adjust protocols, and ensure that the Judiciary could maintain and share filings and outcomes of traffic related matters.

To mitigate the fiscal impacts of these legislative changes, the Administrative Office of the Courts identified federal funds to help the courts pay for the changes to various statewide systems and record sharing platforms. Now that the legislation has been implemented, traffic violations may only be punished through fines and fees, and defendants who fail to respond will no longer have warrants issued. Instead, courts will be able to enter default judgments that impose fines and fees that can be collected. This will allow courts to focus more time and resources on more serious matters. Over the course of the next few years, the Nevada Judiciary will track traffic-related data to measure the impacts of this historic legislation.

# A LETTER FROM THE CHIEF JUSTICE



On behalf of my colleagues, I am pleased to present the Fiscal Year 2023 Annual Report of the Nevada Judiciary. This report highlights the hard work, dedication, and commitment of the State Supreme Court, the Court of Appeals, our 17 District Courts, and the 57 Limited Jurisdiction Courts that serve all Nevadans. We are grateful for the hard work of our judicial officers and administrative staff, but also our State and local Legislators for their continued trust and support.

In Fiscal Year 2023 we:

- Welcomed Justices Linda Bell and Patricia Lee to the Supreme Court
- Welcomed The Honorable Deborah Westbrook to the Court of Appeals
- Replaced reliance on administrative assessments with General Fund appropriations
- Implemented a full classification and compensation reform based on living wages
- Secured Cost of Living Adjustments for judges and justices through statute amendments
- Procured and implemented in-house financial and payroll systems

In the first half of our report, we take the opportunity to celebrate our progress in increasing access to justice and share what is to come. In the second half of our report, you will see aggregated case statistics for each of the 11 judicial districts. As always, the report appendices take a deep dive into case information and are available online. Finally, this year we added a new feature of an online book to make our report more user friendly (and less heavy).

A handwritten signature in black ink that reads "Lidia S. Stiglich". The signature is written in a cursive, flowing style.

Lidia S. Stiglich  
Chief Justice  
Supreme Court of Nevada

# ELECTIONS AND APPOINTMENTS

## Election of Justice Linda M. Bell

Justice Bell was elected to the Supreme Court in November 2022, and took office on January 2, 2023. Prior to serving on the Nevada Supreme Court, Justice Bell served in the Eighth Judicial District Court in Clark County within the civil/criminal division for 14 years .

During her tenure with the trial court, Justice Bell was a driving force in the proliferation of specialty courts. She started the District Court Veteran’s Treatment Court and also worked to implement the District Court Gambling Diversion Treatment Court, which was the only one of its kind in the country.

Prior to her election to the Nevada Supreme Court, Justice Bell served as the Chief Judge of the Eighth Judicial District Court. During Justice Bell’s tenure as Chief Judge, the Eighth Judicial District Court took swift action to manage the unprecedented challenges of a pandemic.



---

## Appointment of Justice Patricia Lee

Justice Lee was appointed to the Supreme Court by former Nevada Governor Steve Sisolak in November of 2022. She took office immediately after her being appointed to fill the vacant seat previously held by Justice Abbi Silver. A historic appointment for Nevada, Justice Lee is the first African-American woman and first Asian-American to serve on the State’s highest court.

Prior to her appointment, Justice Lee was a partner with the Nevada law firm Hutchison & Steffen, where she practiced primarily in the field of complex commercial litigation, while also practicing in the fields of family law, intellectual property, collections, mechanic’s liens/foreclosures, and commercial lease transactions. In addition, she ran the firm’s program for entrepreneurs and small businesses and also was the director for the firm’s pro bono program and oversaw the firm’s summer internship program.



---

## Election of Judge Deborah L. Westbrook

Judge Westbrook was elected in November 2022 to serve a six-year term on the Nevada Court of Appeals that commenced in January 2023.

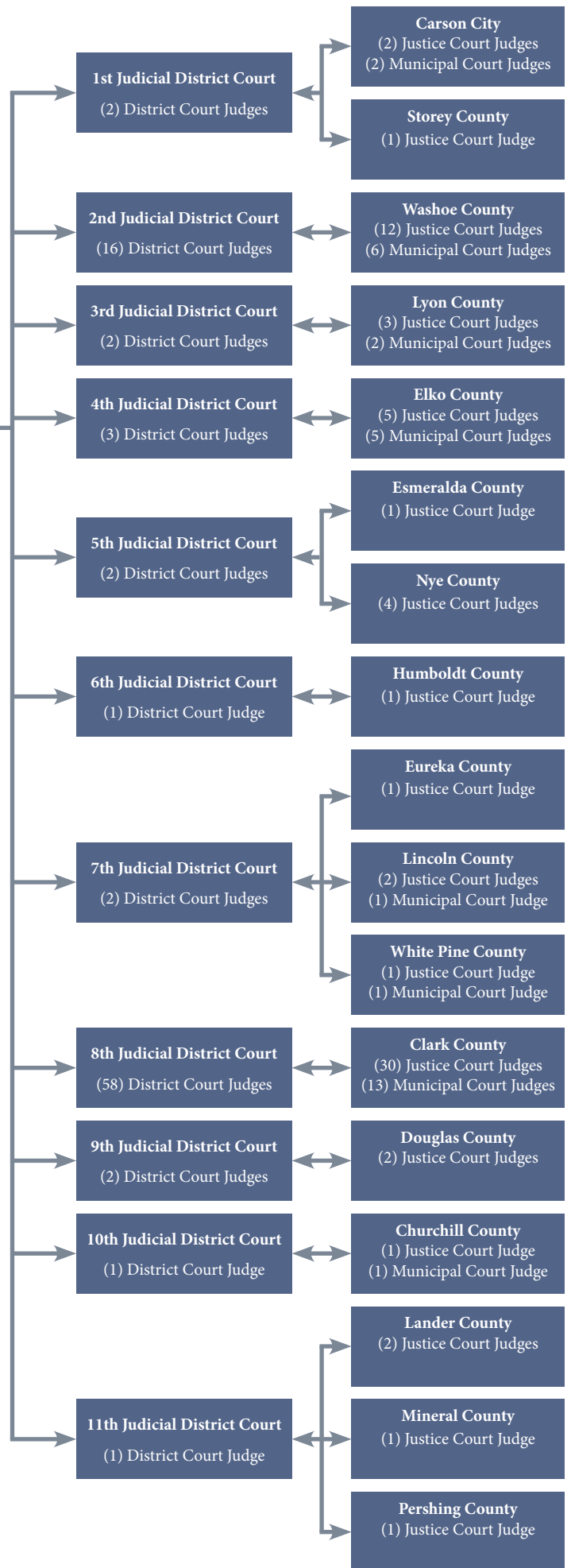
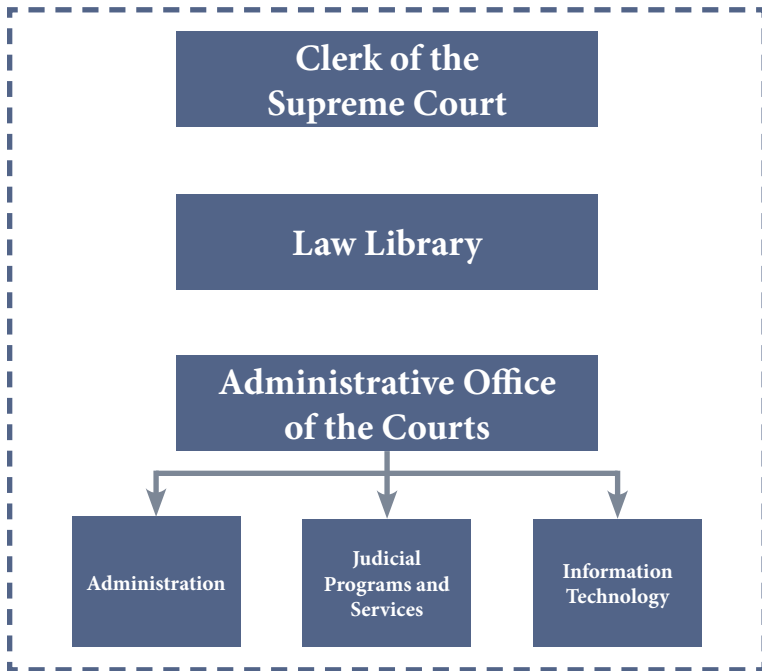
Prior to taking the bench, Judge Westbrook practiced law in Nevada for nearly two decades, first practicing in labor and employment law, then transitioning from civil litigation to representing indigent defendants in criminal cases when she served as a Chief Deputy Public Defender in the appellate division of the Clark County Public Defender’s Office. In 2021 and 2022, Judge Westbrook was named one of Vegas Inc.’s Top Lawyers for appellate work. She was also named Defender of the Year in 2021 for her volunteer work on behalf of the Nevada Attorneys for Criminal Justice. She first developed a love of appellate practice when she clerked for Chief Judge Eric T. Washington in the District of Columbia Court of Appeals in 2003.



# NEVADA COURT SYSTEM STRUCTURE

**NEVADA  
SUPREME COURT  
(7) Justices**

**COURT OF APPEALS  
(3) Judges**





## JUSTICE JAMES W. HARDESTY BUILDING DEDICATION

On Monday, March 20, 2023, the Nevada Supreme Court held a building dedication ceremony to honor former Nevada Supreme Court Justice James W. Hardesty, who retired at the end of his term after serving 25 years in Nevada’s judicial system. The Nevada Supreme Court Building, located at 408 E. Clark Avenue in downtown Las Vegas, was officially renamed the James W. Hardesty Courthouse.

Family, friends, and members of the Nevada Supreme Court were in attendance, as well as former Nevada Governor Brian Sandoval, former First Lady Kathy Sisolak, and representatives from the Nevada Judiciary. The building dedication served as a way to honor James W. Hardesty, who dedicated much of his career to improving Nevada’s judicial system.

In November 2004, Justice Hardesty was elected to the Nevada Supreme Court after previously serving as a District Court Judge in Washoe County. During Justice Hardesty’s tenure on the Nevada Supreme Court, he spearheaded the effort to amend the Nevada Constitution to create a Court of Appeals and worked on several commissions to improve access to justice across the state. Justice Hardesty retired from the Nevada Supreme Court in January 2023.

# SUPREME COURT ACCOMPLISHMENTS IN THE 82ND LEGISLATIVE SESSION



## REASONABLE AND NECESSARY STAFFING TO SUPPORT JUDICIARY OPERATIONS

Living wage for all employees.

After 40 years, reestablished the Court's autonomy to set its own pay scale.

Secured 30 additional full time employees.

## REDUCE RELIANCE ON EXISTING STATE SERVICES & TECHNOLOGY

Mutually agreed that the Court will separate from State accounting and human resource services.

Procure central service software for payroll.

Improve public access to court services with cloud-based software enhancements.

## PREDICTABLE FUNDING HELPS NEVADA JUDICIARY REMAIN INDEPENDENT IN UNCERTAIN TIMES

The Supreme Court will no longer be funded through administrative assessment revenue.


## FOSTER A COOPERATIVE RELATIONSHIP WITH THE THREE BRANCHES OF NEVADA GOVERNMENT

The Judicial Branch Budget Reform Act provides for Court control over its budget.


Appropriations to appropriately compensate judicial staff.

Recruit and retain a diverse workforce by opening an AOC office in Las Vegas.

Progress towards improving educational offerings by converting part of the Supreme Court Law Library in Carson City into a judicial education center.







## WHY WAS JUDICIAL BRANCH REFORM A NECESSARY STEP?

The Supreme Court sought Judicial Branch reforms for many reasons. For instance, employee compensation at the Court had been tied to Executive Branch pay scales for more than 40 years, resulting in stagnant staffing levels at the Court and an inability to successfully recruit and retain staff.

Furthermore, the Court recognized that its ability to fulfill the role as the administrative head of the Nevada Judicial Branch and to continue working to enhance meaningful access to the courts for Nevadans is frustrated by the funding of employee positions and services through statutorily required administrative assessment revenue. Crucial staff positions in access to justice, information technology support, and judicial education dependent on an unreliable funding source has jeopardized the Court's ability to prepare for the future needs of the Nevada Judiciary.

In addition to these pay and funding issues, the Court also recognized the need to update existing laws to replace antiquated language to reflect current case law and follow modern best practices for courts. The need for these reforms is best summarized by the Chief Justice during her State of the Judiciary Address:

**“TIME IS OF THE ESSENCE TO IMPLEMENT THESE LONG OVERDUE IMPROVEMENTS TO THE SYSTEMS AND STRUCTURES OF THE SUPREME COURT.”** —CHIEF JUSTICE LIDIA STIGLICH

# STRATEGIC COURT INNOVATIONS

THE NEVADA JUDICIARY IMPLEMENTS SUSTAINABLE  
AND INNOVATIVE PRACTICES TO IMPROVE PUBLIC  
TRUST AND CONFIDENCE

In fiscal year 2022, the Nevada Judiciary established a strategic plan that focused on simplifying and improving public access to Nevada courts, supporting innovations to improve court services, and developing sustainable funding and resources for Nevada courts. During the last fiscal year, and with the help of federal funding, the Nevada Supreme Court, Administrative Office of the Courts (AOC) has focused significant efforts on implementing projects and initiatives to support the Nevada Judiciary’s strategic priorities. Highlighted below are some of the most impactful projects.

### **Nevada Court Data Reporting System**

The AOC was tasked with starting a data repository for housing data from all the trial courts across the state. Currently, trial courts operate and maintain independent case management systems making it difficult for the Nevada Judiciary to understand trends and issues that impact the State judicial workload.

During fiscal year 2023, the AOC worked with internal and external stakeholders, including state justice partners, to create a data model and data repository design for developing the Court Data Repository. The AOC is now building the data repository structure and configuring the necessary applications, while simultaneously building a data governance policy. Going forward, the AOC will work with all trial courts to map their data to the data repository and begin uploading information. It is anticipated that this will allow the Nevada Supreme Court and Nevada Judiciary to better understand the work of the Nevada Judiciary and allow the Judicial Branch to be more agile in the delivery of justice statewide.

### **Statewide E-Filing**

In February 2023, the AOC initiated an effort to implement a statewide e-filing solution. Currently, parties must register with multiple e-filing systems administered by various courts in order to file documents and pleadings in their cases. Having to register in multiple systems is cumbersome, confusing, and potentially costly. The statewide e-filing solution is intended to make the filing of documents and pleadings in all systems across the state more simplified and accessible. The AOC is developing an e-filing solution that is intended to be a single source or system for attorneys and parties throughout Nevada to be able to e-file documents into multiple trial courts systems across the state.

### **Trial Court CMS**

In the 2021 Legislative Session, the Nevada Legislature passed laws that allowed for minor traffic offenses to be charged as civil infractions, rather than as criminal misdemeanor offenses. These laws necessitated significant changes to the Nevada justice system, especially Nevada’s limited jurisdiction trial courts. As a result of these changes, the AOC created and implemented a statewide case management system for tracking the filing of civil infractions throughout Nevada. Trial courts were allowed to opt-in to the system, which helped save courts the costs of modifying existing systems. The AOC was able to set up a minimally viable system by January of 2023. Going forward, the AOC will work to expand this system to include all types of filings for trial courts across the state.

### **Supreme Court Payroll System**

The Nevada Supreme Court implemented a new payroll and timekeeping system. Previously, the Nevada Supreme Court managed payroll and timekeeping through the State of Nevada’s NEATS system, which the State of Nevada was working to discontinue. By moving to an independent payroll and timekeeping system, the Nevada Supreme Court is further supported in its role as an independent and separate branch of government. Additionally, the new system allows for better onboarding of new staff positions, as well as better management of payroll changes and budget impacts.

# STRATEGIC COURT INNOVATIONS CONTINUED

## Self-Help Portal: Nevada Legal Kiosk

One achievement in the pursuit of simplifying and improving public access to justice is the advancement of the self-help tool available on the Nevada Supreme Court's Law Library website (<https://nvcourts.gov/lawlibrary>). Recognizing that navigating the legal system can be overwhelming, this online resource provides guidance for self-representation. The Nevada Legal Kiosk allows users to search, find, and learn about court basics as well as download appropriate forms. In addition, the self-help platform connects users with other resources across the State that offer assistance in civil law, family law, and other legal services.

The Nevada Legal Kiosk was made possible with a grant funded by the Nevada Department of Health and Human Services, Aging and Disability Services Division and supported by the Access to Justice Commission. It was also developed with the assistance of Nevada's legal aid providers.

The Law Library assisted with training librarians in 22 public libraries across Nevada on how to direct patrons to legal resources without inadvertently giving legal advice. The kiosks are available in English and Spanish, and a website provides access to all Nevadans who need help connecting to legal services offered throughout the state.



## Partnering with the Legislature to Meet Judicial Branch Strategic Goals

The 2023 Legislative Session had a significant number of bills impacting the judiciary and its operations. This session also included bills that centered around the administration of the Judicial Branch, specifically related to funding and compensation: judges at both the district court and appellate court levels received their first raises in more than a decade. Funding for the Judicial Branch was changed to ensure that funding is entirely from the State's General Fund, and no longer relies on variable administrative assessments. Additionally, the Supreme Court gained significant independence to set compensation levels for judicial branch employees.

Chief Justice Lidia Stiglich, Court Administrator Katherine Stocks, and Deputy Court Administrator John McCormick worked tirelessly with legislative leadership and staff to advocate for the passage of key bills and budget items that created these needed changes.

Assembly Bills (AB) 15 and 16 adjusted salaries for district court and appellate court judges, respectively. AB 15 will increase compensation for district court judges by the amount that classified state employees have received in cost-of-living-adjustments (COLAs) since the last time judges received a raise, in 2009. AB 16 will increase compensation for the Court of Appeals Judges and the Supreme Court Justices. The former will receive a COLA equal to the collective raises for classified employees over the term at the beginning of their next term and every term thereafter, while the latter will see the collective classified employee COLAs for the previous two terms at the beginning of the next term for each seat and every term thereafter. This new process mirrors the one currently in place for constitutional officers, including the Governor and legislators.

Along with these changes to compensation, significant steps towards the implementation of the Judicial Branch's strategic plan were taken through Senate Bill 58 and the associated budget implementation decisions. The Judicial Branch will be funded entirely through General Fund appropriations going forward rather than receiving a share of administrative assessment revenue, which resolves the uncertainty of an unpredictable funding stream. The Judicial Branch also received greater flexibility to make decisions about how to allocate monies dedicated to employee salaries, and match those salaries to the knowledge, skills, and ability that are being demanded for each position. The Judicial Branch will maintain accountability to the Legislative Branch through quarterly reporting to the Interim Finance Committee.

Together, these changes will allow for the courts to meet key objectives for the efficient and effective operation of the judicial system.

# THE SUPREME COURT OF NEVADA LAW LIBRARY

Recognizing the Supreme Court’s goal to facilitate prompt and accessible legal research assistance, the Law Library continues to develop services and collections that are available statewide. The Library now includes a substantial collection of eBooks that can be checked out virtually.

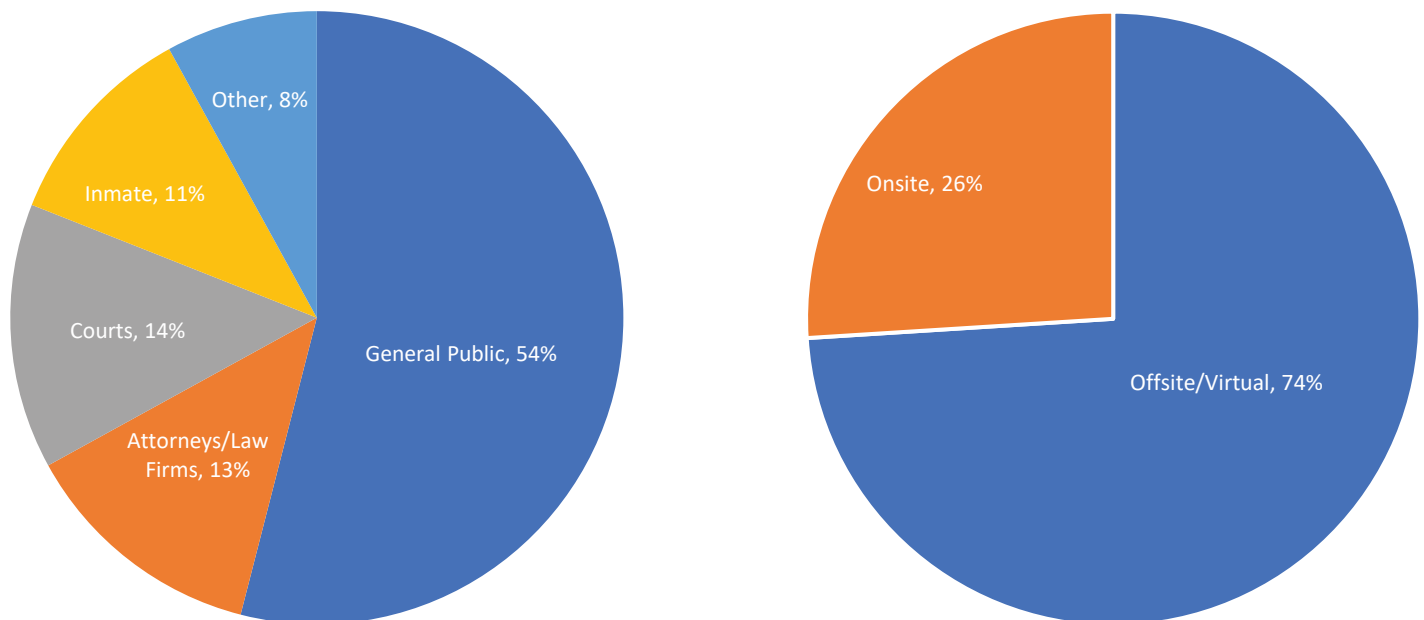
The Supreme Court of Nevada Law Library was awarded two grants: a \$75,000 grant from the 2022 Library Services and Technology Act (LSTA) Last Chance Grant and a \$66,636 grant from the 2023 LSTA Competitive Grant from the Institute of Museum and Library Services, administered by the Nevada State Library. The Law Library will use 100 percent of the funds, including nearly \$10,000 in matching funds, to translate 65 self-help standardized forms into Spanish, Mandarin, Tagalog, and Vietnamese. This initiative aims to remove language barriers and enhance access to Nevada courts for Nevadans that do not speak English as their primary language. By reducing language barriers, the Law Library seeks to enhance access to Nevada courts and self-help legal services. The translated forms will become available through the State of Nevada Self-Help Center’s website (<https://selfhelp.nvcourts.gov/>).

Another strategic initiative supported by the Law Library and associated with the Access to Justice Commission allows a collection of case files from 1862-1999 to be digitized and made available online to all Nevadans. Currently, these are only available on microfilm. Federal funding received from the American Rescue Plan Act, Coronavirus State and Local Fiscal Recovery Funds will be used to digitize and index the case files during the next 18 months.

The Nevada Supreme Court Law Library offered two ethics continuing legal education (CLE) seminars on the Art of Online Legal Research, which promoted the law library’s collection and services at the Limited Jurisdiction Judges conference in Tonopah and at the Nevada Government Civil Attorneys conference in South Lake Tahoe. Additionally, the CLEs provided information on the new artificial intelligence (AI) features added to Bloomberg Law, Lexis+, and Westlaw Precision. The CLE included a discussion of future generative AI functionality learned through participation in a beta test of the forthcoming Lexis+ AI.

The Law Library’s collection and services contains historical copies of the Nevada Revised Statutes and the Nevada Administrative Code, which is necessary for researching legislative and regulatory histories. Additionally, the Law Library owns the only collection of current and historical 50 states’ statutes in print in Nevada. State statutes older than 1926 are available in a digital format through HeinOnline, and statutes published during the 1990s are available through subscriptions to Lexis and Westlaw. The 70 years between these digital collections are only available in print and only held by the Supreme Court of Nevada Law Library.

## Law Library Patronage Demographics



# COMMITTEES AND COMMISSIONS

THE SUPREME COURT OF NEVADA UTILIZES COMMITTEES AND COMMISSIONS TO STUDY AND RECOMMEND IMPROVEMENTS IN NEVADA'S JUDICIAL SYSTEM



# JUDICIAL COUNCIL OF THE STATE OF NEVADA

The Judicial Council of the State of Nevada (JCSN) is comprised of representatives from all levels of courts from across the State and assists the Supreme Court in developing policies for the improvement of the court system.

During fiscal year 2023, the Council approved revisions to the JCSN Bylaws by updating the Court Improvement Program Select Committee’s membership guidelines to include additional representatives in order to meet current Federal requirements. Parents and young adults with experience in the dependency system will now be represented on the Committee.

The Council continues to meet and provide support for the Nevada courts in the pursuit of constant improvement during these ever-changing times.

## THE COMMISSION TO STUDY BEST PRACTICES FOR VIRTUAL ADVOCACY IN NEVADA’S COURTS

The Commission to Study Best Practices for Virtual Advocacy in Nevada’s Courts was convened under ADKT 0581 in response to a request from the Nevada Judiciary and the State Bar of Nevada. The request was for continued use of remote or virtual options to conduct court business in the post-pandemic world. Under the chairmanship of Justice Douglas Herndon, Justice Patricia Lee, and Justice Ron Parraguirre, the Commission continued its work in fiscal year 2023 and is preparing to make recommendations to the Nevada Supreme Court. The Commission’s focus remains on ensuring access, fairness, and efficiency for court users.

## COMMISSION ON THE STATUTES AND RULES GOVERNING THE COMMISSION ON JUDICIAL DISCIPLINE AND UPDATING THE CODE OF CONDUCT

The Commission to Study the Statutes and Rules Governing the Commission on Judicial Discipline and Update, as Necessary, the Code of Conduct arose from Assembly Bill 43 during the 2021 Legislative Session.

Tasked with studying and making recommendations regarding the applicable statutes and rules, the Commission was chaired by Justice Ron Parraguirre and vice-chaired by Senior Justice James Hardesty. With extensive guidance and participation from various stakeholders and professionals within the judicial discipline field, the Commission developed and submitted proposed recommendations for consideration to the Nevada Legislature, the Nevada Commission on Judicial Discipline, the Governor’s Office, the Nevada Supreme Court, and the Board of Governors of the State Bar of Nevada. The Commission, having completed its task, then closed on May 4, 2023. The work of the Commission also gave rise to SB 62, which passed in 2023

## COMMISSION TO STUDY THE ADJUDICATION OF WATER LAW CASES

The Nevada Supreme Court convened the Commission to Study the Adjudication of Water Law Cases on March 9, 2021. Under the Chairmanship of Justice Ron Parraguirre, and with the help of subject-matter experts across the State, the Commission explored ways to improve education, specialization, timeliness, and efficiency of Nevada’s district courts in handling water law cases. The “Order Adopting Rules and Curriculum Related to Specialized Education and Appointment of Specialty Water Judges” was filed on July 7, 2023. The Commission is currently preparing to launch a 3-year pilot program that will begin in January of 2024, and will require that water law cases be heard by district court judges specifically certified in water law adjudications.

# ACCESS TO JUSTICE COMMISSION

Key initiatives of the Access to Justice Commission (ATJC) include improving self-help services, increasing pro bono activities, enhancing funding for legal aid, and recommending rules that advance access to justice initiatives. This past year the Commission has made progress on each of these fronts.

## Free Legal Kiosks in Libraries

Self-help materials are an important tool for helping self-represented litigants navigate the legal system. However, many seniors and low-income Nevadans lack internet connections. The ATJC worked closely with the Nevada Legal Kiosk project, which has advanced significantly this year with 22 new kiosks now installed at public libraries throughout the state: 10 are in southern Nevada with the 12 others spread throughout Nevada including Reno, Carson City, and the more rural areas of Dayton, Elko, Ely, Fallon, Fernley, Hawthorne, Incline Village, Silver Springs, Smith, and Yerington. The project was funded by the Nevada Department of Health and Human Services and supported by the Commission as well as Nevada legal aid providers. Nevada Legal Services (NLS) was the grantee.

## Pro Bono Challenge for State Bar Sections

Pro bono volunteerism and donations having been reduced as a result of the COVID pandemic, and a renewed effort has been made to engage Nevada attorneys. From February to May 2023, the Commission worked with the State Bar of Nevada, legal aid providers and the judiciary on reinvigorating pro bono work through a challenge. The Section Pro Bono Challenge saw 13 bar sections participate, which encouraged 198 lawyers to join the “Easy as 1, 2, 3” challenge. Three points were awarded for taking a case, two points for an Ask-A-Lawyer or Lawyer in the Library, and one point was earned for every \$500 in section donations. The challenge placed 111 cases, supported 556 “Ask” sessions, and raised \$6,335, which will be donated to legal aid organizations.

The Eighth and Second Judicial District Courts hosted recognition receptions for volunteers, and the Nevada Supreme Court and Nevada Court of Appeals hosted a lunch for the top volunteers. The American Society of Association Executives (ASAE) awarded the challenge a *Power of Associations Award* in the silver category for the innovative and successful program.

## Interest on Lawyer Trust Accounts (IOLTA)

The Commission sets the Nevada IOLTA rate twice each year. The most recent rate for standard accounts is 1.0 percent, with Leadership Institution accounts offering at least 1.25 percent. Special recognition was given to Bank of Nevada and First Independent Bank who have agreed to support Nevada legal aid with a 2.25 percent interest rate. As of May 2023, IOLTA remittances exceeded \$4 million, compared to 2022 remittances of approximately \$5 million. The Commission would like to recognize and thank all financial institutions who voluntarily elect to participate in the Nevada IOLTA program.

## Limited Practice Petition for Law School Graduates

The ATJC advanced a petition related to limited practice rules for law school graduates. The rule is limited to Nevada legal aid providers approved by the Commission as well as rural District Attorney and Public Defender Offices and is designed to build a hiring pipeline for legal aid. The petition also offers a way to address the significant unmet need for legal help for individuals who cannot afford an attorney.

A continuing challenge facing Nevada law firms is the ability to hire talent. Legal aid organizations are particularly hard hit, even among students wishing to pursue public interest law, due to the lower entry pay scale. The American Bar Association reports that one in three students with law school loans took a job less focused on public service than they intended.

This rule would allow legal aid organizations to hire law school graduates, pre and post bar exam, to act as “supervised legal practitioners” for up to 18 months, under the supervision of Nevada licensed lawyers. The Nevada Supreme Court currently has an admissions task force considering how supervised practice could be added as a component of bar admission.

Clients of legal aid would benefit from someone with a traditional legal education versus going it alone. Simultaneously the new rule offers graduates an opportunity to gain experience beyond what they receive under current rules. Essentially, allowing individuals who have not passed their bar exam to gain better experience as future attorneys.



# THE CERTIFIED COURT INTERPRETER ADVISORY COMMITTEE

At the beginning of the fiscal year, the Certified Court Interpreter Advisory Committee reviewed a draft of the Nevada State Court Language Access Plan. The new draft was approved in August of 2022 and published on the Court Interpreter Program's webpage. Additionally, changes to the index of the State Court Administrator Guidelines for the Nevada Credentialed Court Interpreter Program were also discussed in August 2022, which resulted in the index being amended.

The Committee has also focused on the 2021 Justice Index results that were released by The National Center for Access to Justice. As a result, a plan was set forth to survey the courts across the state on the following subjects: A needs assessment of language services provided, an evaluation survey of the effectiveness of individual court interpreters, a survey to identify documents and signage to translate to ensure access, as well as a technology assessment. Some surveys have already been completed and the results and next steps are being discussed for fiscal year 2024.

The Certified Court Interpreter Advisory Committee separated from the Judicial Council of the State of Nevada Committee in March of 2022. Accordingly, the Certified Court Interpreters Advisory Committee needed to create bylaws, which were drafted and amended in the February 2023 meeting. The final draft of the bylaws was approved during the May 2023 meeting.

As a result of legislative changes to NRS 1.530 from the 2021 Legislative Session, the Certified Court Interpreter Advisory Committee appointed the first Spanish certified court interpreter to the Committee in March of 2023. Adding Court Interpreters to the Committee will allow it to be more responsive the unique challenges of interpreting court proceedings.

## JUDICIAL COUNCIL LEGISLATIVE COMMITTEE

The Judicial Council's Legislative Committee spent the first half of the fiscal year meeting to develop and approve the nine bill draft requests that the Judicial Branch submitted to the Legislative Counsel Bureau for the 2023 Session. During the Legislative Session, the Committee met on weekly basis to coordinate the Branch's legislative activities and consider the impact of various pieces of legislation. Ultimately, seven of the nine bills that the Branch put forward were passed by the Legislature and signed by the Governor. Theses measures include bills that modernized language around the courts, including the codification of long-standing case law pertaining to the relationship between courts and their funding bodies, and one that removed the antiquated public shaming sentencing requirement for first and second DUI offenses. The Committee will continue meeting to assess the impact of legislation from 2023 Session and begin developing potential bill drafts form the 2025 Session.



# JUDICIAL PROGRAMS AND SERVICES

THE ADMINISTRATIVE OFFICE OF THE COURTS  
PROVIDES SUPPORT TO THE NEVADA JUDICIARY  
THROUGH MANY PROGRAMS AND SERVICES



# JUDICIAL EDUCATION UNIT

During fiscal year 2023 the Judicial Education Unit transitioned to an online judicial records and event registration system called ClearVantage Online (CVO). The new system offers numerous advantages for users and staff.

## Simplifying and Improving Access to Records and Events

Previously, the Unit relied heavily on manual processes completed by staff for reporting and registration purposes. Judicial Education reports were requested via email and retrieved through a time-consuming method. With the implementation of CVO, judges in Nevada now have the ability to access their educational records in near-real time using a single account. The Judicial Education Unit employs a mass report function to send individual reports to each judge, saving significant time compared to the previous practice of downloading and emailing reports to judges individually.

Prior to CVO, event registration necessitated sending login credentials to each event invitee. CVO streamlines this process by providing users with a unified login for all activities, which is automatically retrievable by the user. Judges may now review contact information, register for trainings, and make payments within a user-friendly system, eliminating the need for a cumbersome third-party payment platform.

To aid users in navigating CVO, the Judicial Education staff has developed and published a comprehensive user guide and multiple instructional videos. These resources are linked on the Judicial Education web pages and are regularly shared with all users.

## Sustainability

The existing storage systems for judicial credit records are projected to grow, leading to increased demand for cabinet space at the Carson City building. However, CVO utilizes digital records storage, facilitating data expansion without the need for additional physical space. Additionally, the adoption of digital records significantly reduces the reliance on paper documentation for each educational event, which the previous file system required. This shift not only saves the Administrative Office of the Courts money but also contributes to a reduction in paper consumption.

## THE AOC GRANT PROGRAM

The Administrative Office of the Courts received four applications for grant funding during the fiscal year 2023 AOC Grant Program submission period. The Grant Review Board evaluated all applications against the Grant Program guidelines; only two applications met program requirements and were within the parameters of the Grant Program funding policies.

The AOC Grant Program has \$150,000 available to award to Nevada trial courts. After review and evaluation of all submitted grant applications, the Grant Review Board recommended funding the following projects:

1. The Argenta Justice Court has requested funding to purchase new computer equipment for the courtroom and the bailiff's office. The Grant Review Board recommended fully funding this request at \$2,987.00.
2. The Walker River Justice Court has requested funding to upgrade the courtroom's audio and video equipment for enhanced remote hearing capabilities. The Grant Review Board recommended fully funding this request at \$23,940.06.

### SUMMARY OF AOC GRANT REVIEW BOARD RECOMMENDATIONS FOR EXECUTIVE COMMITTEE APPROVAL

COURT REQUESTS	PROJECT SUMMARY	TOTAL REQUESTED AMOUNTS	TOTAL AMOUNT AWARDED
Argenta Justice Court	Purchase of new computer for courtroom and a new monitor and computer system for the bailiff's office.	\$2,987.00	\$2,987.00
Walker River Justice Court	Purchase new audio and video courtroom equipment including upgrades to remote conferencing software.	\$23,940.06	\$23,940.06
TOTAL :			\$26,927.06

# SPECIALTY COURT FUNDING AND POLICY COMMITTEE

This year, the Specialty Court Funding and Policy Committee (SCFPC) welcomed a new statewide coordinator, Stephanie Gouveia. Stephanie is a lifelong Las Vegas resident and earned her master’s degree at the University of Nevada, Las Vegas. She began working in 2008 as a treatment facilitator for domestic violence offenders. She has since earned her Marriage and Family Therapist license and is a Licensed Clinical Alcohol and Drug Counselor. She began working in specialty courts with the Eighth Judicial District Court in 2016. She moved to the Las Vegas Justice Court in 2017 and remained there until joining the Administrative Office of the Courts (AOC) in 2022.

In October of 2022, the Nevada Supreme Court hosted the biannual statewide Specialty Courts Conference. This 3-day conference helped connect rural and urban courts and provided new and updated information on treatment, drug testing, and more. The conference was a success, and the next one will be held at Reno in October 2024.

The SCFPC continued their partnership with Northwest Professional Consortium, completing the first peer review between the Sixth Judicial District Adult Drug Court and the Seventh Judicial District Adult Drug Court. The peer review, an in-depth program analysis, was well received by all and both courts gained a greater understanding of each other’s and their own programs. The specialty court teams visited the respective programs and interviewed team members including judges, coordinators, defense attorneys, prosecutors, and law enforcement. They also conducted focus groups with four to five program participants. These confidential interviews allowed team members to express concerns, give accolades, and share ideas for the growth of their programs. At the end of the interviews, a report was written containing recommendations and acknowledgments for review. The Committee plans to conduct more peer reviews across the state to assist treatment courts in every way possible. Currently, the statewide coordinator is working with two other judicial districts to continue peer reviews.

The SCFPC sponsored ten slots for the annual All Rise 2023 conference (formally National Association of Drug Court Professionals). The conference was held in Houston, Texas, and gave Nevada specialty court workers an opportunity to learn and grow alongside other courts in the nation. Justice Linda Bell, co-chair of the Committee, and Stephanie Gouveia hosted the first Nevada Treatment Court Workers Social Hour. Approximately 95 people who work for specialty courts in Nevada gathered to meet and share ideas. They plan to hold a social hour for Nevada treatment court workers at all future national conferences.

## Summary of Specialty Court Revenue and Allocations, Fiscal Year 2023

<b>Revenue:</b>	
Balance Forward from Previous Fiscal Year	\$2,367,184
Administrative Assessments NRS 176.0613	\$1,968,950
Bail Forfeitures NRS 178.518	\$121,786
Court Assessment NRS 176.059	\$1,144,532
DUI Fee NRS 484C.515 <sup>1</sup>	\$208,888
Appropriation from State General Fund	\$4,384,251
Conference Fees for Specialty Court Conference	\$7,500
General Fund Reversion <sup>2</sup>	\$18,105
Demerit Waiver Fees	\$79,172
Transfer from Federal ARPA Grant	\$1,122,226
<b>Total Revenue</b>	<b>\$11,422,594</b>
<b>Expenses:</b>	
Total Specialty Court Program	\$8,297,610
Drug Court Case Management System	\$137,500
Team Training	\$52,888
Specialty Court Conference	\$135,978
Program Operating Costs	\$125,734
<b>Total Expenses</b>	<b>\$8,749,710</b>
<b>Balance Forward to the Next Fiscal Year</b>	<b>\$2,672,884</b>

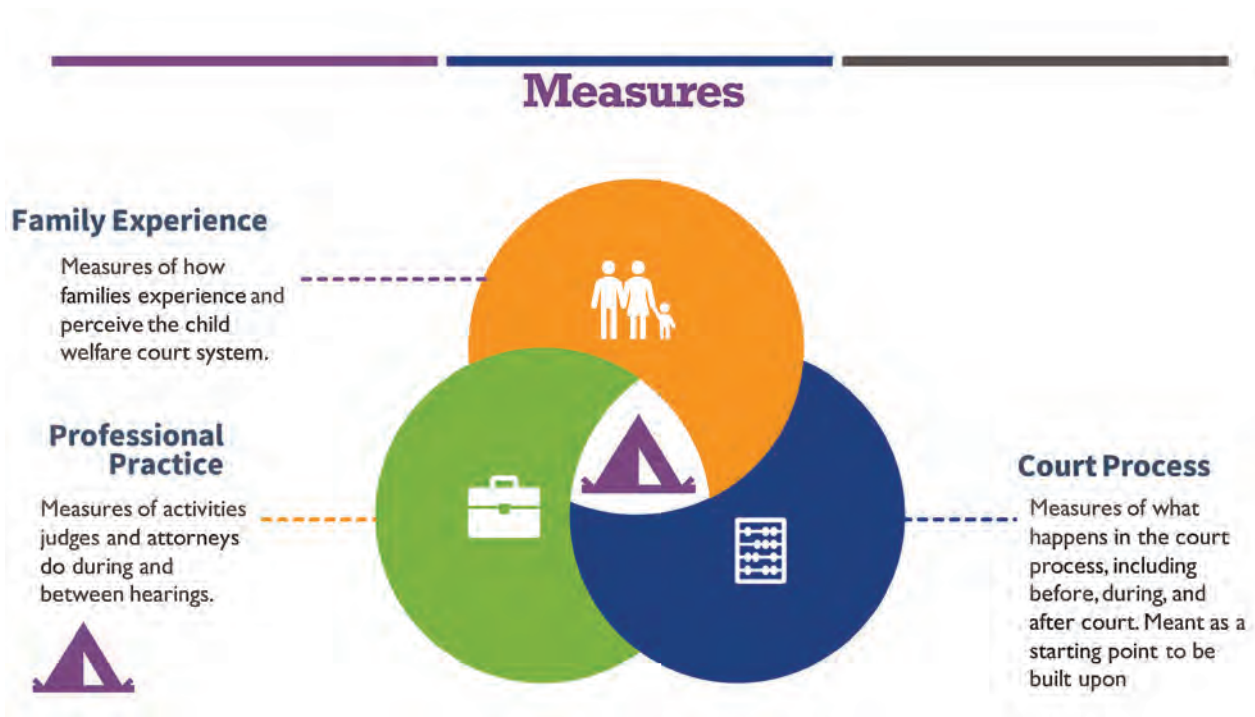
<sup>1</sup> The DUI Fees expired on June 30, 2019, due to legislative action in the 2019 Legislative Session. Funds continue to come in on offenses that occurred prior to that date.

<sup>2</sup> Eighth Judicial District Court reversions related to fiscal years 2014-21, received as a result of an audit finding.

# NEVADA'S COURT IMPROVEMENT PROGRAM SELECTED FOR JUDICIAL, COURT, AND ATTORNEY MEASURES FOR PERFORMANCE (JCAMP) IMPLEMENTATION

In December of 2022, Nevada's Court Improvement Program (CIP) was selected by the Capacity Building Center for Courts and the Children's Bureau to be one of the twelve Judicial, Court, and Attorney Measures of Performance (JCAMP) implementation sites. The JCAMP project developed a set of performance measures to help understand and improve child welfare court practices. JCAMP is designed to complement existing measures, drawn from research and best practices, and focuses on practice and experience. The targeted audience includes individuals (e.g., judges, attorneys, and court administrators) and organizations (e.g., Court Improvement Programs and attorney organizations) with an interest in improving child welfare court practices. The JCAMP performance measures are designed to track court practice over time—in the spirit of continuous quality improvement for the State of Nevada's child welfare court process. Measures may be especially useful to those who make decisions about data collection and can be used for child welfare court and system improvement. Most importantly, it will help improve the lives of children and families involved with child welfare and court systems.

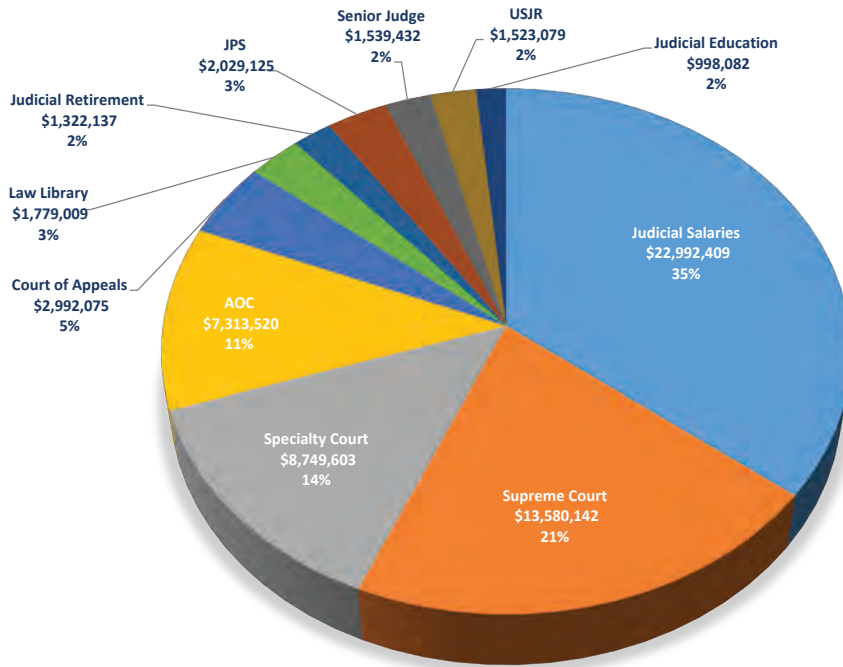
The implementation of JCAMP will help amplify the Strategic Plan of the Nevada Judiciary by improving access to the Nevada courts while continuing to ensure all parties are treated fairly; supporting sustainable and user-focused innovations to facilitate the delivery of services; and developing methods for Nevada courts to secure both sustainable funding and appropriate judicial resources. The JCAMP performance measures focus on family experience, professional practice, and court process.



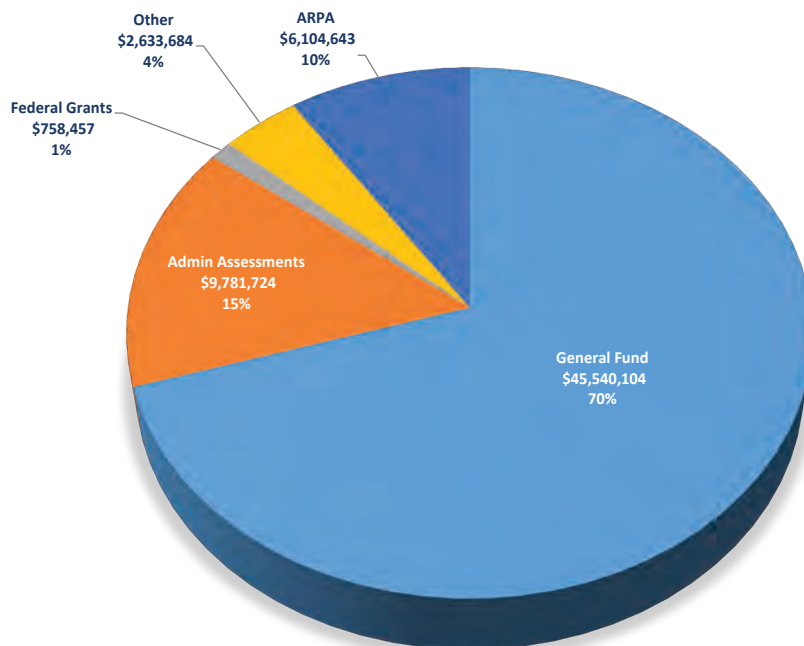
# APPELLATE COURTS FINANCIAL HIGHLIGHTS

- APPELLATE COURTS' BUDGETS ARE LESS THAN 1% OF THE STATE GENERAL FUND
- TOTAL APPELLATE COURT EXPENSES = \$64.8 MILLION
  - GENERAL FUND = \$45.5 MILLION
  - ADMINISTRATIVE ASSESSMENTS = \$9.8 MILLION
  - FEDERAL GRANTS = \$758,475
  - OTHER = \$2.6 MILLION
  - AMERICAN RESCUE PLAN ACT (ARPA) SPENT = \$6.1 MILLION

## COURT EXPENSE BY PROGRAM



## COURT EXPENSES BY FUNDING SOURCE



# IN MEMORIAM



Judge Melanie Andress-Tobiasson was a native Nevadan having graduated from Bishop Gorman High School. Judge Andress-Tobiasson was an outstanding student, completing her undergraduate education at Southern Methodist University and finishing law school at Pepperdine Law School.

While still in law school and after graduating, she interned with the Nevada Attorney General. Later, she served as a deputy prosecutor for the Clark County District Attorney. She retired for a while to be home with her children, then in 2000 she began working part time as a judge pro tempore, while balancing work and family. Later in 2009, she was appointed as a Las Vegas Justice of the Peace. Subsequently, she was re-elected and served in that position until she resigned in 2021. Judge Andress-Tobiasson passed away on January 20, 2023.



Judge Brent T. Adams was born in Las Vegas on June 3, 1948, where he attended high school. He graduated with honors from Northern Arizona University. Later, he received his legal education at the University of Arizona College of Law.

After 17 years of law practice, he was nominated by the Nevada Commission on Judicial Selection, becoming the first judicial appointee of Governor Bob Miller on July 4, 1989. As a judge of the Second Judicial District Court, he was re-elected four times and served as a general jurisdiction judge for 25 years before retiring August 1, 2014.

As Chief Judge of the Second Judicial District Court, Judge Adams pioneered creation of the Washoe County Drug Court, Early Case Resolution Program, Bench-Bar Committee, Pretrial Services Department, Courthouse Security Program, Criminal Justice Advisory Committee, and the renovation and relocation of the Washoe County Law Library. Judge Adams passed away on November 2, 2022.



The Honorable Judge Mathew Paul Harter was born April 11, 1966, in Reno, Nevada. Judge Harter grew up in Las Vegas and graduated from Bonanza High School in 1984. After high school, he earned his bachelor's degree from University of Nevada, Las Vegas, before earning his Juris Doctorate, Cum Laude, from Western Michigan University. He then began practicing law in Las Vegas in 1994.

In 2008, he successfully ran for District Court Judge in the Eighth Judicial District Family Court where he served until his death on November 9, 2022.

# NEVADA APPELLATE COURTS SUMMARY



## Nevada Demographics

Population: 3,204,105 <sup>a</sup>  
 Geographic Size: 109,781 sq. mi. <sup>b</sup>  
 Population Density: 29/sq. mi.  
 Most Populous County: Clark  
<sup>a</sup> Source: Nevada State Demographer  
<sup>b</sup> Source: U.S. Census Bureau

## NEVADA APPELLATE COURTS CASELOAD FILINGS AND DISPOSITIONS Fiscal Year 2023

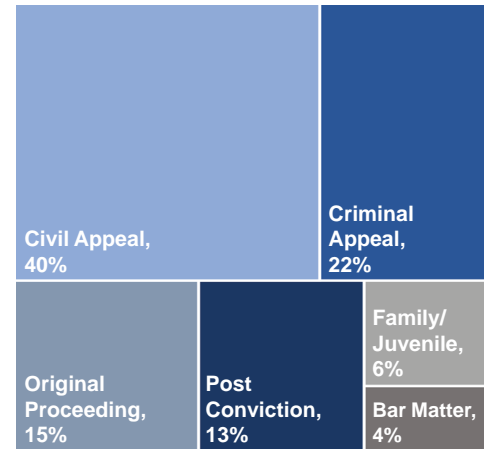
Court	Incoming Cases <sup>a</sup>	Disposed Cases				Rate	Pending Cases
		By Opinion <sup>b</sup>	By Order	Other	Total		
Supreme Court <sup>c</sup>	2,007	50	1,158	1	1,209	92%	1,149
Court of Appeals	688	5	594	8	607	88%	167

<sup>a</sup> Court of Appeals cases are assigned from incoming cases of the Supreme Court.  
<sup>b</sup> May include single and consolidated cases disposed per curiam or by authored opinion.  
<sup>c</sup> Disposed Cases and Rate do not include cases assigned to the Court of Appeals.  
 Source: Nevada Supreme Court Clerk's Office.

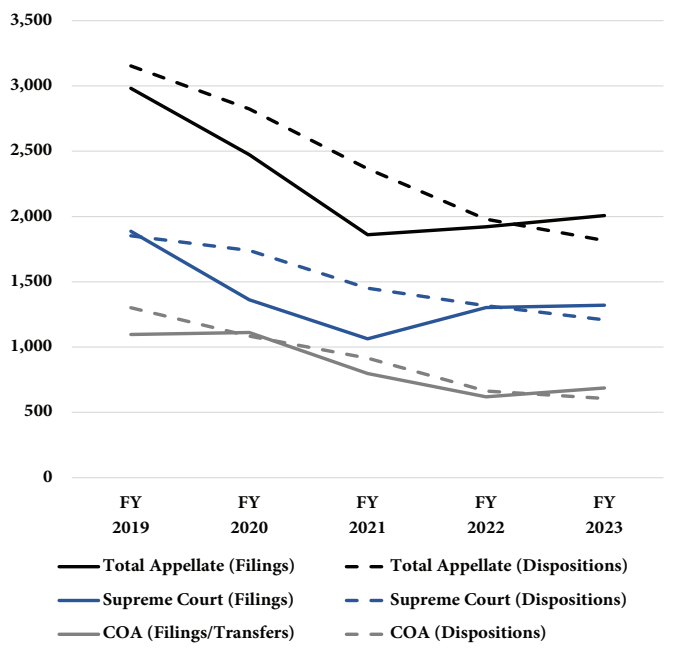
## QUICK FACTS:

- 7** SUPREME COURT JUSTICES
- 3** COURT OF APPEALS JUDGES
- 2** SUPREME COURT PANELS

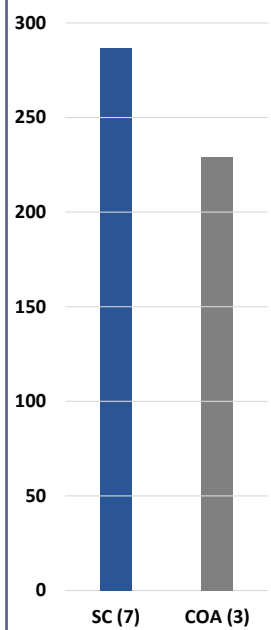
## SUPREME COURT CASE DISTRIBUTION



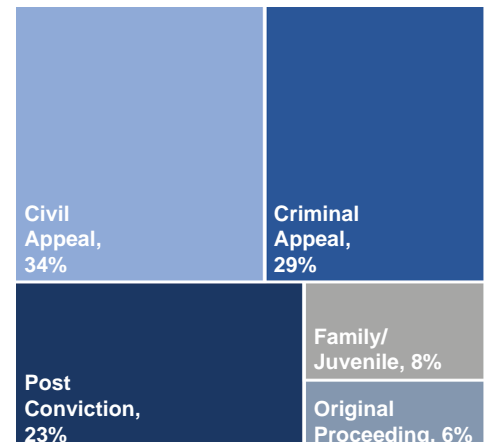
## NEVADA APPELLATE COURTS FILINGS AND DISPOSITIONS FISCAL YEARS 2019-23



## INCOMING CASES PER JUDICIAL POSITION



## COURT OF APPEALS CASE DISTRIBUTION







Supreme Court in Carson City



Appellate Courts in Las Vegas

### NEVADA SUPREME COURT APPEALS FILED BY JUDICIAL DISTRICT, FISCAL YEARS 2019-23.

#### Civil Appeals Filed <sup>a</sup>

District	2019	2020	2021	2022	2023
First	34	32	43	26	30
Second	115	100	81	66	91
Third	9	10	6	9	8
Fourth	4	2	10	3	6
Fifth	17	4	11	3	8
Sixth	6	3	5	3	3
Seventh	12	13	4	9	7
Eighth	993	766	590	744	705
Ninth	14	11	11	9	13
Tenth	1	2	1	0	5
Eleventh	11	4	9	9	8
<b>Total <sup>b</sup></b>	<b>1,216</b>	<b>947</b>	<b>771</b>	<b>881</b>	<b>884</b>

#### Criminal Appeals Filed

District	2019	2020	2021	2022	2023
First	54	28	22	17	17
Second	188	157	95	91	140
Third	15	10	9	8	11
Fourth	21	18	17	25	14
Fifth	50	39	15	12	12
Sixth	15	6	7	16	11
Seventh	36	14	10	4	8
Eighth	694	658	387	364	434
Ninth	11	11	7	23	8
Tenth	5	1	6	5	5
Eleventh	34	13	12	4	8
<b>Total <sup>b</sup></b>	<b>1,123</b>	<b>955</b>	<b>587</b>	<b>569</b>	<b>668</b>

#### Total Appeals Filed

District	2019	2020	2021	2022	2023
First	88	60	65	43	47
Second	303	257	176	157	231
Third	24	20	15	17	19
Fourth	25	20	27	28	20
Fifth	67	43	26	15	20
Sixth	21	9	12	19	14
Seventh	48	27	14	13	15
Eighth	1,687	1,424	977	1,108	1,139
Ninth	25	22	18	32	21
Tenth	6	3	7	5	10
Eleventh	45	17	21	13	16
<b>Total <sup>b</sup></b>	<b>2,339</b>	<b>1,902</b>	<b>1,358</b>	<b>1,450</b>	<b>1,552</b>

<sup>a</sup> Family and juvenile cases are included in civil appeals.  
<sup>b</sup> Total does not include filed appeals that are not associated with specific judicial districts.  
 Source: Nevada Supreme Court Clerk's Office.

### NEVADA APPELLATE COURTS CASES FILED AND DISPOSED, FISCAL YEARS 2019-23. <sup>a</sup>

	2019	2020	2021	2022	2023
<b>Supreme Court Cases Filed</b>					
Bar Matters	97	78	85	84	81
Appeals	2,345	1,904	1,361	1,452	1,556
Original Proceedings	404	351	271	287	278
Other	0	0	6	1	1
Reinstated	20	28	25	18	25
(COA) Petition for Review Filed	116	113	112	79	66
<b>Total Cases Filed</b>	<b>2,982</b>	<b>2,474</b>	<b>1,860</b>	<b>1,921</b>	<b>2,007</b>

#### Cases Filed With Supreme Court & Assigned to Court of Appeals

Cases Assigned to COA	1,093 <sup>b</sup>	1,111 <sup>b</sup>	795	615	685
Limited Transfers	(b)	(b)	1	4	3
Cases Reinstated	3	1	1	0	0
<b>Total Cases Filed With COA</b>	<b>1,096</b>	<b>1,112</b>	<b>797</b>	<b>619</b>	<b>688</b>

#### Appellate Courts Cases Disposed

<b>Supreme Court Cases Disposed</b>					
By Opinions <sup>c</sup>	68	78	90	111	50
By Order	1,730	1,559	1,253	1,122	1,098
Other	0	0	3	1	1
(COA) Petition for Review Denied	54	103	105	82	60

#### Court of Appeals Cases Disposed

By Opinions <sup>c</sup>	13	4	4	6	5
By Order	1,266	1,077	906	649	594
Other	22	3	5	8	8
<b>Total Cases Disposed</b>	<b>3,153</b>	<b>2,824</b>	<b>2,366</b>	<b>1,979</b>	<b>1,816</b>

#### Pending Cases

Supreme Court Pending <sup>a</sup>	1,822	1,440	1,046	1,036	1,149
Court of Appeals Pending <sup>a</sup>	220	248	130	86	167
<b>Total Appeal Cases Pending <sup>a</sup></b>	<b>2,042</b>	<b>1,688</b>	<b>1,176</b>	<b>1,122</b>	<b>1,316</b>

#### Authored Opinions

SC Authored Opinions	65	78	90	111	50
COA Authored Opinions	10	4	3	6	5
<b>Total Authored Opinions</b>	<b>75</b>	<b>82</b>	<b>93</b>	<b>117</b>	<b>55</b>

<sup>a</sup> Pending cases vary year to year due in part to case reclassification, limited transfers to the Court of Appeals, and reinstated cases.  
<sup>b</sup> Includes limited transfers to the Court of Appeals.  
<sup>c</sup> May include single and consolidated cases disposed per curiam or by authored opinion.  
 Source: Nevada Supreme Court Clerk's Office.

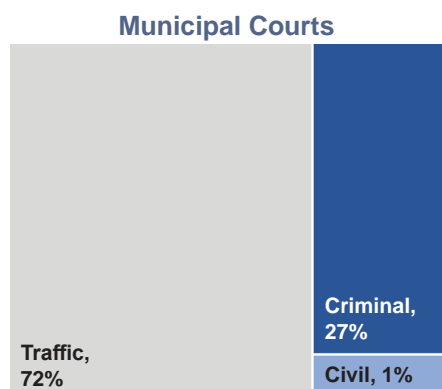
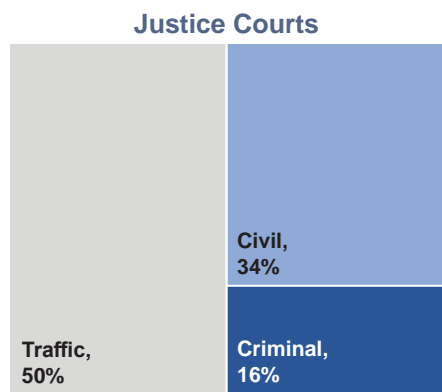
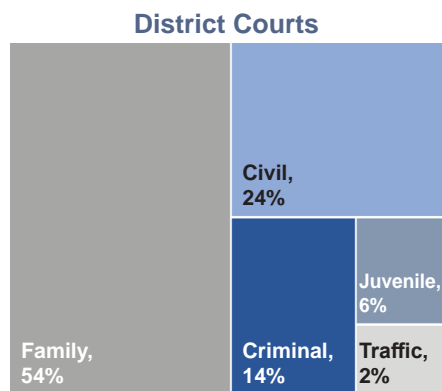


# NEVADA TRIAL COURT OVERVIEW

## NEVADA JUDICIARY OVERVIEW

Significant effort is made to ensure the accurate and consistent reporting of cases across Nevada; however, local jurisdictional rules, processes, and prosecutorial filing practices affect some courts' ability to consistently report data similar to other courts. These differences affect comparisons between jurisdictions. For instance, in some justice courts, district attorneys will file two complaints for a single incident: one for misdemeanors and another for the felony and gross misdemeanor charges to potentially be bound over to district court. In other jurisdictions, all charges may be filed in a single complaint. Accordingly, comparing criminal caseloads across jurisdictions should be done carefully, taking local rules and practices into consideration. Where known, the data presented is footnoted to identify differences in consistent reporting of information.

### TRIAL COURT CASE DISTRIBUTIONS, FISCAL YEAR 2023



### REPORTED STATEWIDE TRIAL COURT TOTALS, FISCAL YEARS 2021-23.

Caseload Filings <sup>a</sup>							
Court	Fiscal Year	Criminal <sup>b</sup>	Civil	Family <sup>c</sup>	Juvenile <sup>c</sup>	Total Non-Traffic	Traffic and Parking <sup>d</sup>
District	2023	18,442	31,209	70,761	8,516	128,928	2,117
	2022	17,392	30,565	72,743	6,823 <sup>r</sup>	127,523 <sup>r</sup>	2,093
	2021	16,157	32,118	68,104	5,856	122,235	2,059
Justice	2023	70,954	147,884	-	-	218,838	216,621
	2022	65,905	129,974	-	-	195,879	236,027
	2021	71,745	98,471	-	-	170,216	253,266
Municipal	2023	37,208 <sup>f</sup>	1,181	-	-	38,389 <sup>f</sup>	100,299 <sup>f</sup>
	2022	36,924	1,164	-	-	38,088	104,762
	2021	41,981	1,041	-	-	43,022	101,530
Total	2023	126,604 <sup>f</sup>	180,274	70,761	8,516	386,155 <sup>f</sup>	319,037 <sup>f</sup>
	2022	120,221	161,703	72,743	6,823 <sup>r</sup>	361,490 <sup>r</sup>	342,882
	2021	129,883	131,630	68,104	5,856	335,473	356,855

Dispositions <sup>a</sup>							
Court	Fiscal Year	Criminal <sup>b</sup>	Civil	Family <sup>c</sup>	Juvenile <sup>c</sup>	Total Non-Traffic	Traffic and Parking <sup>d</sup>
District	2023	17,175	29,614	66,427	9,110	122,326	2,170
	2022	16,200	31,732	68,874	11,842 <sup>r</sup>	128,648 <sup>r</sup>	1,949
	2021	15,220	29,375	61,418	9,908	115,921	2,058
Justice	2023	63,869	141,691	-	-	205,560	148,760 <sup>f</sup>
	2022	68,520	122,850 <sup>r</sup>	-	-	191,370 <sup>r</sup>	142,178 <sup>f</sup>
	2021	70,010	92,736	-	-	162,746	202,802
Municipal	2023	32,287 <sup>f</sup>	1,197	-	-	33,484 <sup>f</sup>	90,050 <sup>f</sup>
	2022	39,573	1,213	-	-	40,786	98,931
	2021	36,684	1,057	-	-	37,741	97,559
Total	2023	113,331 <sup>f</sup>	172,502	66,427	9,110	361,370 <sup>f</sup>	240,980 <sup>f</sup>
	2022	124,293	155,795 <sup>r</sup>	68,874	11,842 <sup>r</sup>	360,804 <sup>r</sup>	243,058 <sup>f</sup>
	2021	121,914	123,168	61,418	9,908	316,408	302,419

NJ Not within court jurisdiction.

<sup>a</sup> Reopened cases are included in totals.

<sup>b</sup> Criminal includes felony, gross misdemeanor, non-traffic misdemeanor, and criminal appeals (District Court only) filings and are counted by defendant.

<sup>c</sup> Family and juvenile case types only heard in District Courts.

<sup>d</sup> Traffic and Parking includes juvenile traffic statistics.

<sup>f</sup> Magnitude is incomplete or includes estimates for specific courts.

<sup>r</sup> Data totals revised from previous annual reports due to updated or improved data collection.

Source: Uniform System for Judicial Records, Nevada AOC, Research and Statistics Unit.

## NEVADA TRIAL COURT CASELOAD FILINGS AND DISPOSITIONS Fiscal Year 2023

Court	Criminal Filings <sup>a</sup>	Civil Filings	Family Filings <sup>b</sup>	Juvenile Filings <sup>b</sup>	Reopened Cases	Total Cases	Total Disposed	Disp. Rate	Traffic and Parking <sup>c</sup>		
									Cases	Disposed	Disp. Rate
District Courts	12,189	28,184	52,763	6,909	28,883	128,928	122,326	95%	2,117	2,170	103%
Justice Courts	66,132	133,482	-	-	19,224	218,838	205,560	94%	216,621	148,760 <sup>d</sup>	69%
Municipal Courts	34,935 <sup>d</sup>	907	-	-	2,547	38,389 <sup>d</sup>	33,484 <sup>d</sup>	87%	100,299 <sup>d</sup>	90,050 <sup>d</sup>	90%
<b>TOTAL</b>	<b>113,256<sup>d</sup></b>	<b>162,573</b>	<b>52,763</b>	<b>6,909</b>	<b>50,654</b>	<b>386,155<sup>d</sup></b>	<b>361,370<sup>d</sup></b>	<b>94%</b>	<b>319,037<sup>d</sup></b>	<b>240,980<sup>d</sup></b>	<b>76%</b>

<sup>a</sup> Criminal includes felony, gross misdemeanor, non-traffic misdemeanor, and criminal appeals (District Court only) filings.

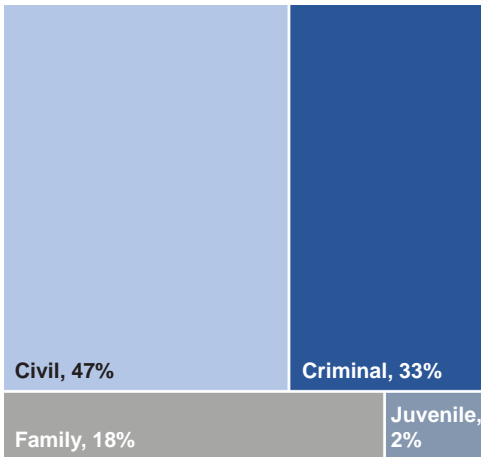
<sup>b</sup> Family and juvenile case types only heard in District Courts.

<sup>c</sup> Traffic and Parking includes juvenile traffic statistics.

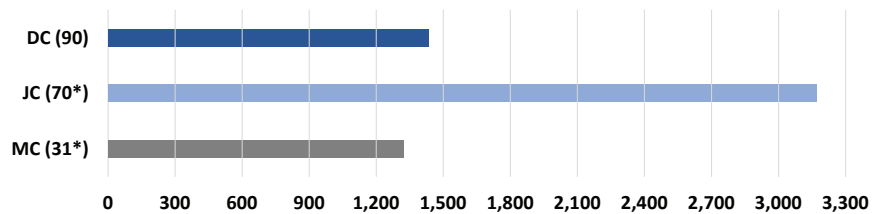
<sup>d</sup> Magnitude includes estimates for specific courts.

Source: Uniform System for Judicial Records, Nevada AOC, Research and Statistics Unit.

### NON-TRAFFIC CASE DISTRIBUTION

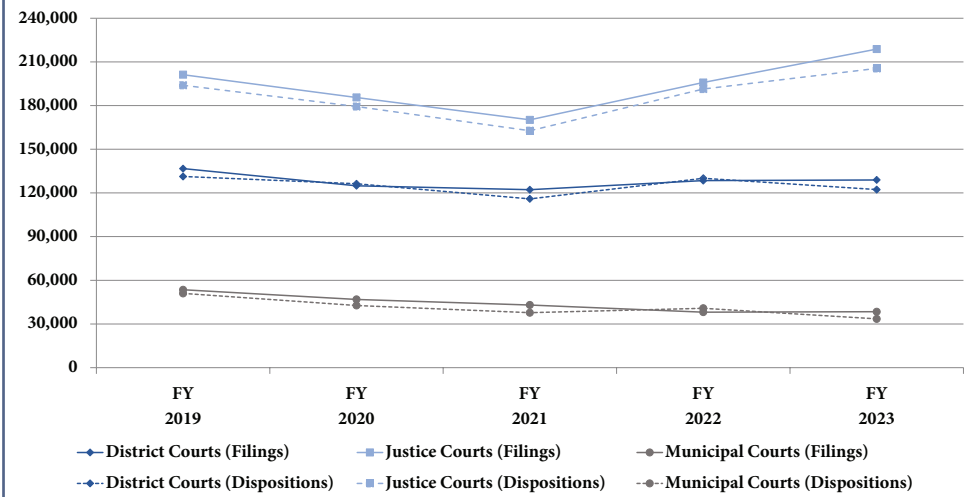


### NON-TRAFFIC TOTAL CASES PER JUDGE



\*Authorized positions as of June 30, 2023. Actual filed positions were used to calculate reported magnitudes. For greater detail see footnotes on Table 1 in the Annual Report Appendix file at [nvcourts.gov](http://nvcourts.gov).

### NEVADA TRIAL COURT NON-TRAFFIC FILINGS AND DISPOSITIONS FISCAL YEARS 2019-23



### Nevada Demographics

Population: 3,204,105<sup>a</sup>  
 Geographic Size: 109,781 sq. mi.<sup>b</sup>  
 Population Density: 29/sq. mi.  
 Most Populous Township: Las Vegas  
<sup>a</sup> Source: Nevada State Demographer  
<sup>b</sup> Source: U.S. Census Bureau


**QUICK  
FACTS**

- 11** JUDICIAL DISTRICTS
- 17** COUNTIES AND DISTRICT COURTS
- 40** TOWNSHIPS AND JUSTICE COURTS
- 17** MUNICIPAL COURTS

# FIRST JUDICIAL DISTRICT



Carson City Courthouse



Storey County Courthouse

## FIRST JUDICIAL DISTRICT CASELOAD FILINGS AND DISPOSITIONS Fiscal Year 2023<sup>a</sup>

Court	Non-Traffic Cases					Traffic and Parking Cases <sup>b</sup>					
	Criminal Cases <sup>c</sup>	Civil Cases	Family Cases <sup>d</sup>	Juvenile Cases <sup>d</sup>	Total Non-Traf.	Total Disp.	Misd. Cases	Infraction Cases	Parking Cases	Total Traffic	Total Disp.
Carson City District Court	475	440	1,462	271	2,648	2,389	154 <sup>f</sup>	0 <sup>f</sup>	-	154	125
Storey County District Court	2	33	23	0	58	30	1	0	-	1	1
Carson City Justice Court <sup>g</sup>	1,854	2,047	-	-	3,901	3,062	5,635	2,786	285	8,706	8,388
Virginia City Justice Court	247	61	-	-	308	214	982	864	99	1,945	1,542
<b>TOTAL</b>	<b>2,578</b>	<b>2,581</b>	<b>1,485</b>	<b>271</b>	<b>6,915</b>	<b>5,695</b>	<b>6,772</b>	<b>3,650</b>	<b>384</b>	<b>10,806</b>	<b>10,056</b>

<sup>a</sup> Statistics include reopened cases.

<sup>b</sup> Civil Infraction reporting began January 2023 and may include non-traffic infractions. Includes juvenile traffic statistics. District Courts do not report parking cases.

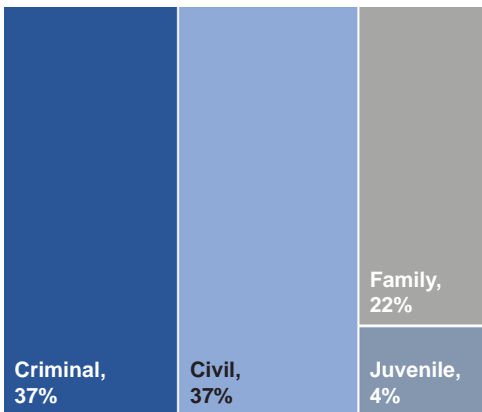
<sup>c</sup> Criminal includes felony, gross misdemeanor, non-traffic misdemeanor, and criminal appeals (District Court only) filings.

<sup>d</sup> Family and juvenile case types only heard in District Courts.

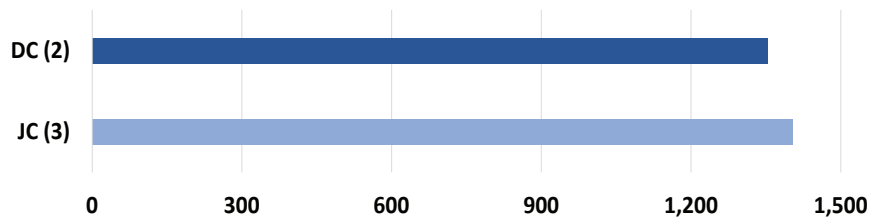
<sup>f</sup> Civil infraction information may be included in the Traffic, Misdemeanor case type.

<sup>g</sup> Carson City is a consolidated municipality and the Justice Court includes Municipal Court information.

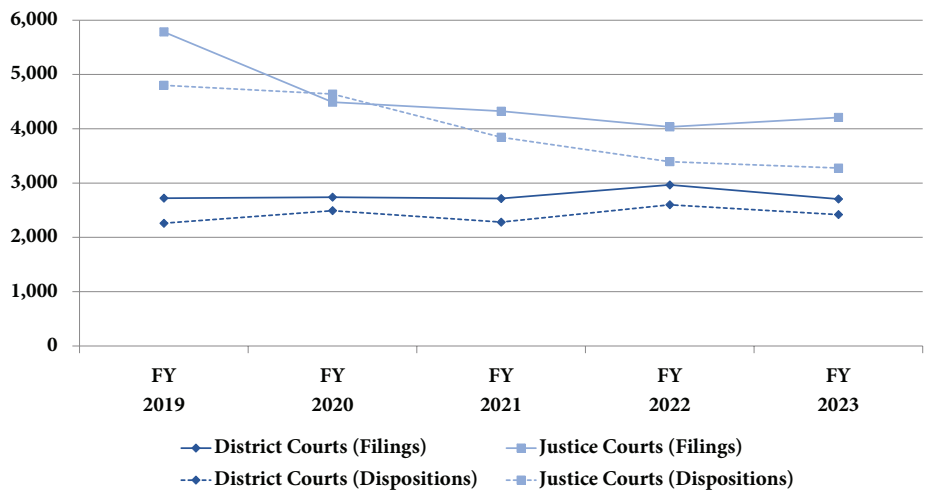
### NON-TRAFFIC CASE DISTRIBUTION



### NON-TRAFFIC TOTAL CASES PER JUDGE



### FIRST JUDICIAL DISTRICT NON-TRAFFIC FILINGS AND DISPOSITIONS FISCAL YEARS 2019-23



### District Demographics

Population: 62,741<sup>a</sup>

Geographic Size: 408 sq. mi.<sup>b</sup>

Population Density: 154/sq. mi.

Most Populous Township: Carson City

<sup>a</sup> Source: Nevada State Demographer

<sup>b</sup> Source: U.S. Census Bureau

**QUICK  
FACTS**

**2%  
3%**

**OF STATEWIDE NON-TRAFFIC CASELOAD**

**OF STATEWIDE TRAFFIC CASELOAD**

# SECOND JUDICIAL DISTRICT



## SECOND JUDICIAL DISTRICT CASELOAD FILINGS AND DISPOSITIONS Fiscal Year 2023<sup>a</sup>

Court	Non-Traffic Cases					Traffic and Parking Cases <sup>b</sup>					
	Criminal Cases <sup>c</sup>	Civil Cases	Family Cases <sup>d</sup>	Juvenile Cases <sup>d</sup>	Total Non-Traf.	Total Disp.	Misd. Cases	Infraction Cases	Parking Cases	Total Traffic	Total Disp.
Washoe County DC	2,396	3,377	10,056	1,314 <sup>f</sup>	17,143 <sup>f</sup>	14,240 <sup>g</sup>	1,365 <sup>f,h</sup>	0 <sup>h</sup>	-	1,365 <sup>f</sup>	1,298
Incline Village JC	193	108	-	-	301	311	497	235	530	1,262	1,237
Reno Justice Court	5,629	9,744	-	-	15,373	15,363	7,457	3,565	12	11,034	11,898
Sparks Justice Court	2,810	4,368	-	-	7,178	7,799	2,375	1,088	2	3,465	3,497
Wadsworth Justice Court	78	18	-	-	96	83	1,686	681	0	2,367	1,888
Reno Municipal Court	5,560	40	-	-	5,600	5,479	7,286	3,471	6	10,763	10,281
Sparks Municipal Court	1,510 <sup>f</sup>	8	-	-	1,518 <sup>f</sup>	1,646	3,373 <sup>f</sup>	1,382	100	4,855 <sup>f</sup>	4,216
<b>TOTAL</b>	<b>18,176</b>	<b>17,663</b>	<b>10,056</b>	<b>1,314</b>	<b>47,209</b>	<b>44,921</b>	<b>24,039</b>	<b>10,422</b>	<b>650</b>	<b>35,111</b>	<b>34,315</b>

<sup>a</sup> Statistics include reopened cases.

<sup>b</sup> Civil Infraction reporting began January 2023 and may include non-traffic infractions. Includes juvenile traffic statistics. District Courts do not report parking cases.

<sup>c</sup> Criminal includes felony, gross misdemeanor, non-traffic misdemeanor, and criminal appeals (District Court only) filings.

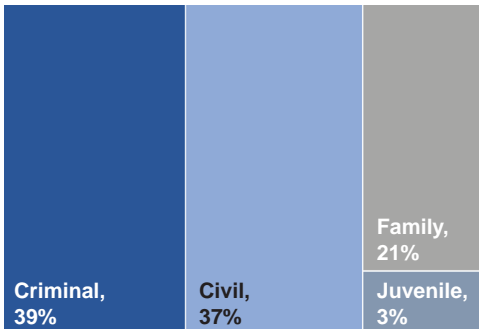
<sup>d</sup> Family and juvenile case types only heard in District Courts.

<sup>f</sup> Reopened (cases) not reported or under-reported.

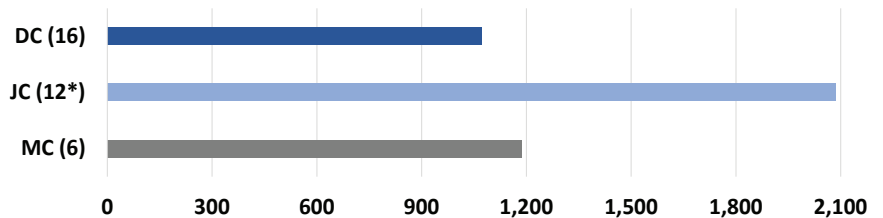
<sup>g</sup> Includes administrative case closures.

<sup>h</sup> Civil infraction information may be included in the Traffic, Misdemeanor case type.

### NON-TRAFFIC CASE DISTRIBUTION



### NON-TRAFFIC TOTAL CASES PER JUDGE



\*Authorized positions as of June 30, 2023. Actual filled positions were used to calculate reported magnitudes. For greater detail see footnotes on Table 1 in the Annual Report Appendix file at [nvcourts.gov](http://nvcourts.gov).



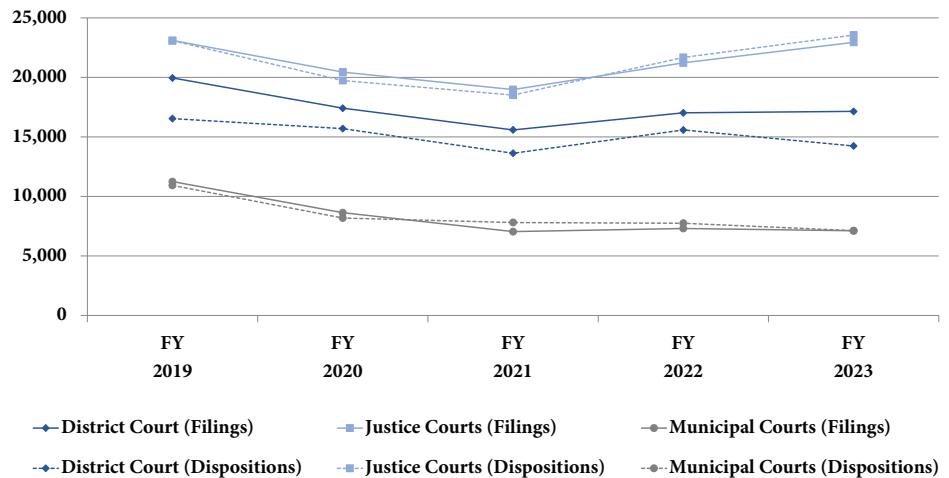
### District Demographics

Population: 501,635<sup>a</sup>  
 Geographic Size: 6,302 sq. mi.<sup>b</sup>  
 Population Density: 80/sq. mi.  
 Most Populous Township: Reno

<sup>a</sup> Source: Nevada State Demographer

<sup>b</sup> Source: U.S. Census Bureau

### SECOND JUDICIAL DISTRICT NON-TRAFFIC FILINGS AND DISPOSITIONS FISCAL YEARS 2019-23



**QUICK FACTS** | **12%** OF STATEWIDE NON-TRAFFIC CASELOAD  
**11%** OF STATEWIDE TRAFFIC CASELOAD

# THIRD JUDICIAL DISTRICT

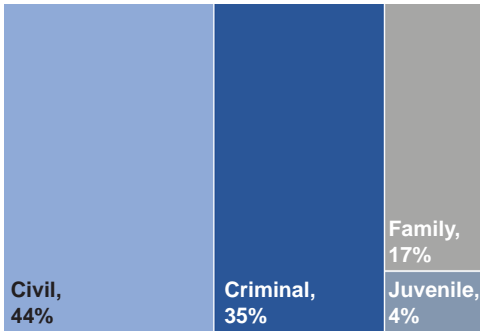


## THIRD JUDICIAL DISTRICT CASELOAD FILINGS AND DISPOSITIONS Fiscal Year 2023<sup>a</sup>

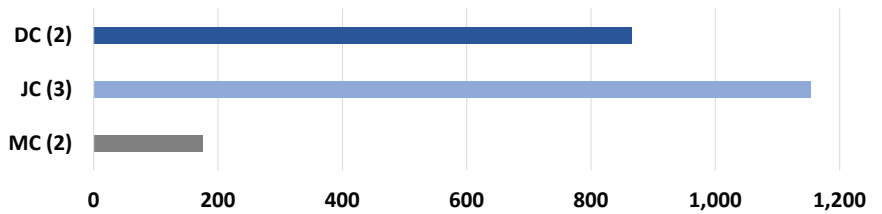
Court	Non-Traffic Cases				Traffic and Parking Cases <sup>b</sup>						
	Criminal Cases <sup>c</sup>	Civil Cases	Family Cases <sup>d</sup>	Juvenile Cases <sup>d</sup>	Total Non-Traf.	Total Disp.	Misd. Cases	Infraction Cases	Parking Cases	Total Traffic	Total Disp.
Lyon County District Court	265	325	920 <sup>f</sup>	222	1,732	1,515	133 <sup>g</sup>	0 <sup>g</sup>	-	133	131
Canal Justice Court	386	1,004	-	-	1,390	1,348	580	592	5	1,177	792
Dayton Justice Court	431	546	-	-	977	936	906	512	1	1,419	1,267
Walker River Justice Court	506	586	-	-	1,092	1,109	824	413	2	1,239	1,098
Fernley Municipal Court	269	1	-	-	270	261	1,191	516	10	1,717	1,632
Yerington Municipal Court	79	1	-	-	80	50	119	85	0	204	151
<b>TOTAL</b>	<b>1,936</b>	<b>2,463</b>	<b>920</b>	<b>222</b>	<b>5,541</b>	<b>5,219</b>	<b>3,753</b>	<b>2,118</b>	<b>18</b>	<b>5,889</b>	<b>5,071</b>

- <sup>a</sup> Statistics include reopened cases.
- <sup>b</sup> Civil Infraction reporting began January 2023 and may include non-traffic infractions. Includes juvenile traffic statistics. District Courts do not report parking cases.
- <sup>c</sup> Criminal includes felony, gross misdemeanor, non-traffic misdemeanor, and criminal appeals (District Court only) filings.
- <sup>d</sup> Family and juvenile case types only heard in District Courts.
- <sup>f</sup> High-risk protection orders not reported or incomplete.
- <sup>g</sup> Civil infraction information may be included in the Traffic, Misdemeanor case type.

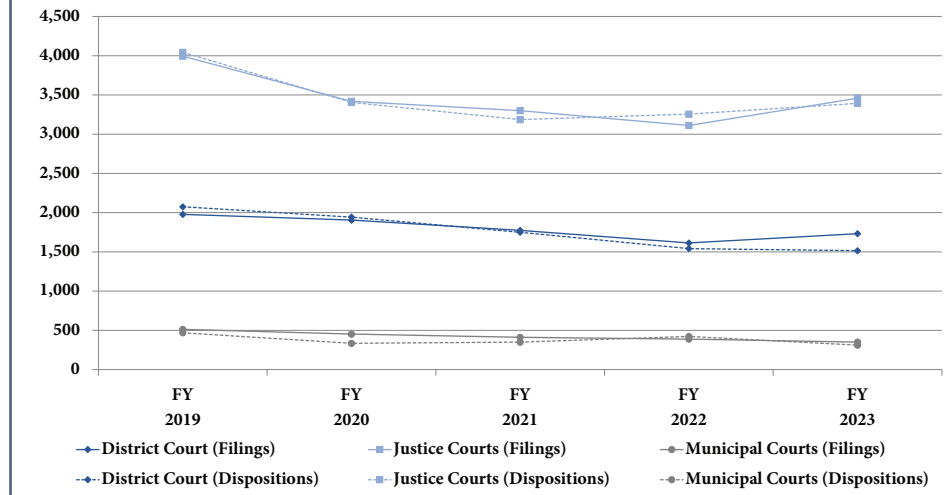
### NON-TRAFFIC CASE DISTRIBUTION



### NON-TRAFFIC TOTAL CASES PER JUDGE



### THIRD JUDICIAL DISTRICT NON-TRAFFIC FILINGS AND DISPOSITIONS FISCAL YEARS 2019-23



### District Demographics

Population: 60,454<sup>a</sup>  
 Geographic Size: 2,001 sq. mi.<sup>b</sup>  
 Population Density: 30/sq. mi.  
 Most Populous Township: Dayton

<sup>a</sup> Source: Nevada State Demographer  
<sup>b</sup> Source: U.S. Census Bureau

**QUICK FACTS** | **1%** OF STATEWIDE NON-TRAFFIC CASELOAD  
**2%** OF STATEWIDE TRAFFIC CASELOAD

# FOURTH JUDICIAL DISTRICT



Elko County Courthouse

## FOURTH JUDICIAL DISTRICT CASELOAD FILINGS AND DISPOSITIONS

Fiscal Year 2023<sup>a</sup>

Court	Non-Traffic Cases					Traffic and Parking Cases <sup>b</sup>					
	Criminal Cases <sup>c</sup>	Civil Cases	Family Cases <sup>d</sup>	Juvenile Cases <sup>d</sup>	Total Non-Traf.	Total Disp.	Misd. Cases	Infraction Cases	Parking Cases	Total Traffic	Total Disp.
Elko County District Court	485	501	981	193	2,160	2,184	139	0	-	139	227 <sup>f</sup>
Carlin Justice Court	68	66	-	-	134	117	385	108	0	493	509
Eastline Justice Court	128	101	-	-	229	188	241	42	1	284	369 <sup>f</sup>
Elko Justice Court	1,321	1,109	-	-	2,430	2,500	3,513 <sup>g</sup>	0 <sup>g</sup>	8	3,521	3,588
Wells Justice Court	100	48 <sup>h</sup>	-	-	148	135	1,815	891	8	2,714	2,468
Carlin Municipal Court	42	0	-	-	42	30	18	50	1	69	35
Elko Municipal Court	200	1	-	-	201	206	154 <sup>g</sup>	0 <sup>g</sup>	3	157	168
Wells Municipal Court	4	0	-	-	4	3	31	153	1	185	145
West Wendover MC	110	0	-	-	110	80	183	292	2	477	674 <sup>f</sup>
<b>TOTAL</b>	<b>2,458</b>	<b>1,826</b>	<b>981</b>	<b>193</b>	<b>5,458</b>	<b>5,443</b>	<b>6,479</b>	<b>1,536</b>	<b>24</b>	<b>8,039</b>	<b>8,183</b>

<sup>a</sup> Statistics include reopened cases.

<sup>b</sup> Civil Infraction reporting began January 2023 and may include non-traffic infractions. Includes juvenile traffic statistics. District Courts do not report parking cases.

<sup>c</sup> Criminal includes felony, gross misdemeanor, non-traffic misdemeanor, and criminal appeals (District Court only) filings.

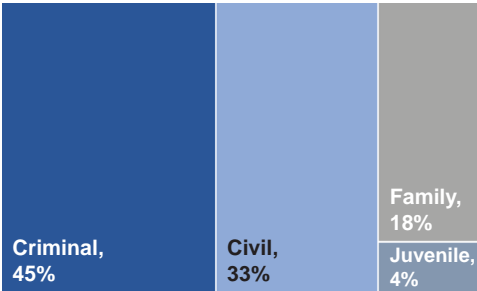
<sup>d</sup> Family and juvenile case types only heard in District Courts.

<sup>e</sup> Includes administrative case closures.

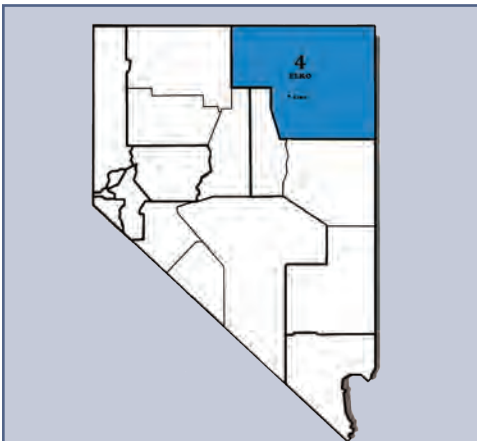
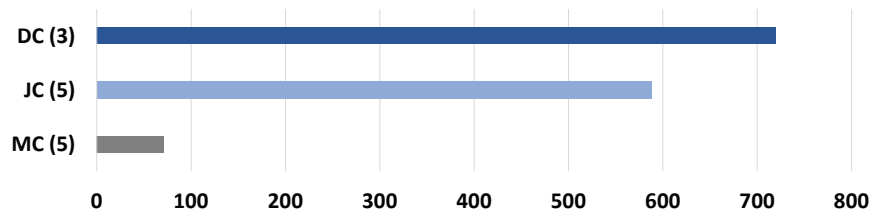
<sup>f</sup> Civil infraction information may be included in the Traffic, Misdemeanor case type.

<sup>h</sup> High-risk protection orders not reported or incomplete.

### NON-TRAFFIC CASE DISTRIBUTION



### NON-TRAFFIC TOTAL CASES PER JUDGE



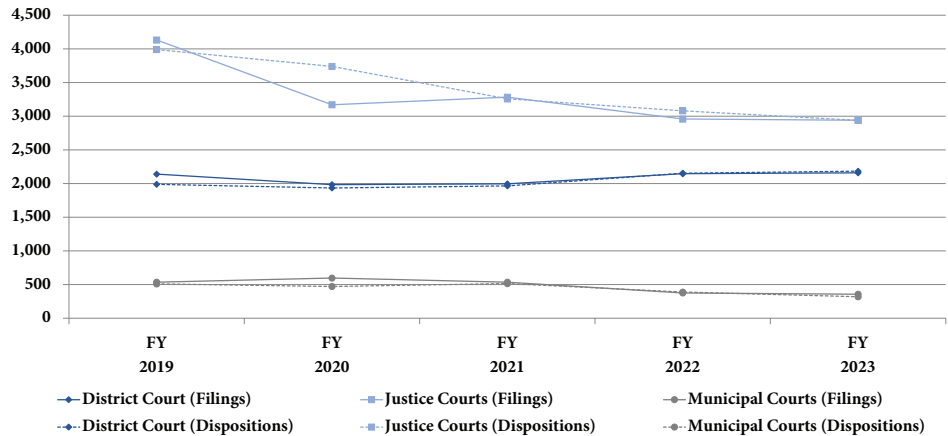
### District Demographics

Population: 56,396<sup>a</sup>  
 Geographic Size: 17,170 sq. mi.<sup>b</sup>  
 Population Density: 3/sq. mi.  
 Most Populous Township: Elko

<sup>a</sup> Source: Nevada State Demographer


<sup>b</sup> Source: U.S. Census Bureau

### FOURTH JUDICIAL DISTRICT NON-TRAFFIC FILINGS AND DISPOSITIONS FISCAL YEARS 2019-23



**QUICK FACTS** | **1%** OF STATEWIDE NON-TRAFFIC CASELOAD  
**3%** OF STATEWIDE TRAFFIC CASELOAD

# FIFTH JUDICIAL DISTRICT

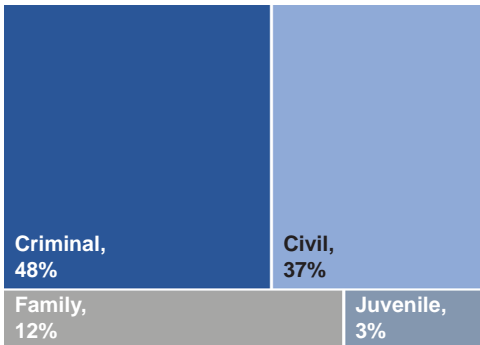


## FIFTH JUDICIAL DISTRICT CASELOAD FILINGS AND DISPOSITIONS Fiscal Year 2023<sup>a</sup>

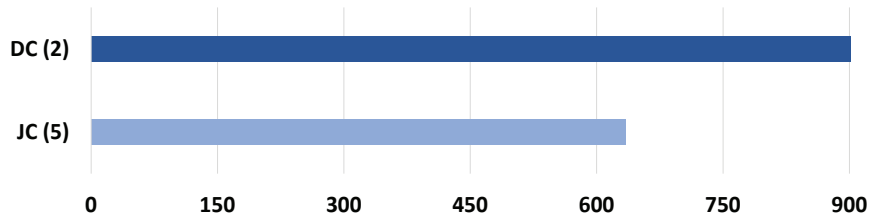
Court	Non-Traffic Cases					Traffic and Parking Cases <sup>b</sup>					
	Criminal Cases <sup>c</sup>	Civil Cases	Family Cases <sup>d</sup>	Juvenile Cases <sup>d</sup>	Total Non-Traf.	Total Disp.	Misd. Cases	Infraction Cases	Parking Cases	Total Traffic	Total Disp.
Esmeralda County DC	3	24	1 <sup>f</sup>	0	28	2	7 <sup>g</sup>	0 <sup>g</sup>	-	7	1
Nye County District Court	357	655	596	165	1,773	1,090	70 <sup>g</sup>	0 <sup>g</sup>	-	70	111 <sup>h</sup>
Beatty Justice Court	135	44 <sup>f</sup>	-	-	179	118	1,057	409	38	1,504	1,354
Esmeralda Justice Court	32	14	-	-	46	20	1,925 <sup>g</sup>	0 <sup>g</sup>	0	1,925	2,279 <sup>h</sup>
Pahrump Justice Court	1,656	1,008	-	-	2,664	2,728	2,558	1,460	36	4,054	3,370
Tonopah Justice Court	173	108	-	-	281	239	1,146	753	0	1,899	1,640
<b>TOTAL</b>	<b>2,356</b>	<b>1,853</b>	<b>597</b>	<b>165</b>	<b>4,971</b>	<b>4,197</b>	<b>6,763</b>	<b>2,622</b>	<b>74</b>	<b>9,459</b>	<b>8,755</b>

- <sup>a</sup> Statistics include reopened cases.
- <sup>b</sup> Civil Infraction reporting began January 2023 and may include non-traffic infractions. Includes juvenile traffic statistics. District Courts do not report parking cases.
- <sup>c</sup> Criminal includes felony, gross misdemeanor, non-traffic misdemeanor, and criminal appeals (District Court only) filings.
- <sup>d</sup> Family and juvenile case types only heard in District Courts.
- <sup>f</sup> High-risk protection orders not reported or incomplete.
- <sup>g</sup> Civil infraction information may be included in the Traffic, Misdemeanor case type.
- <sup>h</sup> Includes administrative case closures.

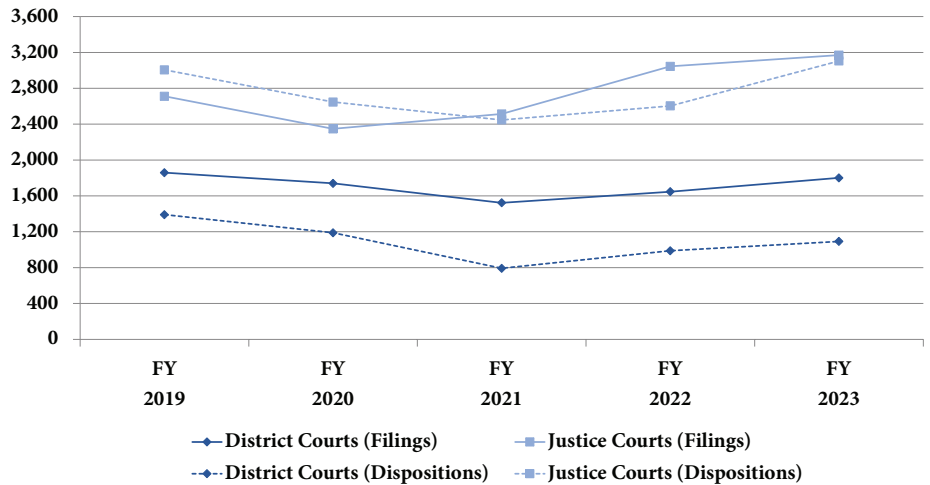
### NON-TRAFFIC CASE DISTRIBUTION



### NON-TRAFFIC TOTAL CASES PER JUDGE



### FIFTH JUDICIAL DISTRICT NON-TRAFFIC FILINGS AND DISPOSITIONS FISCAL YEARS 2019-23



### District Demographics

Population: 52,402<sup>a</sup>  
 Geographic Size: 21,764 sq. mi.<sup>b</sup>  
 Population Density: 2/sq. mi.  
 Most Populous Township: Pahrump

<sup>a</sup> Source: Nevada State Demographer  
<sup>b</sup> Source: U.S. Census Bureau

**QUICK FACTS** | **1%** OF STATEWIDE NON-TRAFFIC CASELOAD  
**3%** OF STATEWIDE TRAFFIC CASELOAD



# SIXTH JUDICIAL DISTRICT

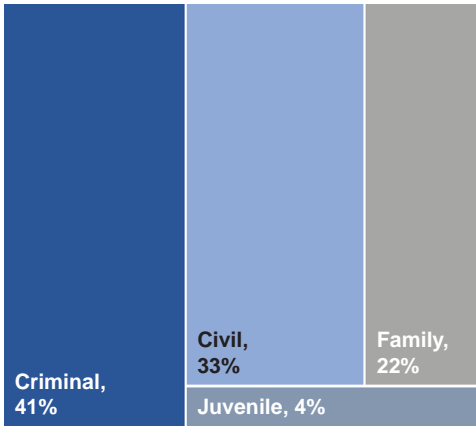


## SIXTH JUDICIAL DISTRICT CASELOAD FILINGS AND DISPOSITIONS Fiscal Year 2023<sup>a</sup>

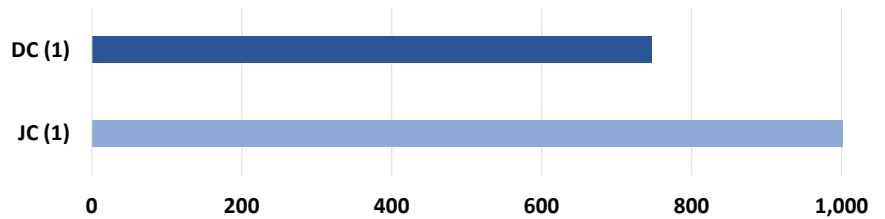
Court	Non-Traffic Cases					Traffic and Parking Cases <sup>b</sup>					
	Criminal Cases <sup>c</sup>	Civil Cases	Family Cases <sup>d</sup>	Juvenile Cases <sup>d</sup>	Total Non-Traf.	Total Disp.	Misd. Cases	Infraction Cases	Parking Cases	Total Traffic	Total Disp.
Humboldt County DC	146	138	387	75	746	599	74 <sup>f</sup>	0 <sup>f</sup>	-	74	97 <sup>g</sup>
Union Justice Court	566	437	-	-	1,003	978	1,686	956	2	2,644	2,510
<b>TOTAL</b>	<b>712</b>	<b>575</b>	<b>387</b>	<b>75</b>	<b>1,749</b>	<b>1,577</b>	<b>1,760</b>	<b>956</b>	<b>2</b>	<b>2,718</b>	<b>2,607</b>

- <sup>a</sup> Statistics include reopened cases.
- <sup>b</sup> Civil Infraction reporting began January 2023 and may include non-traffic infractions. Includes juvenile traffic statistics. District Courts do not report parking cases.
- <sup>c</sup> Criminal includes felony, gross misdemeanor, non-traffic misdemeanor, and criminal appeals (District Court only) filings.
- <sup>d</sup> Family and juvenile case types only heard in District Courts.
- <sup>f</sup> Civil infraction information may be included in the Traffic, Misdemeanor case type.
- <sup>g</sup> Includes administrative case closures.

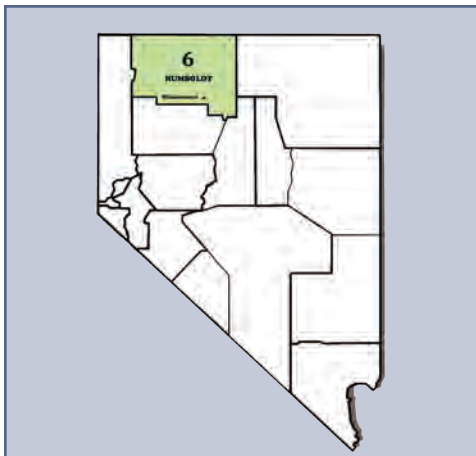
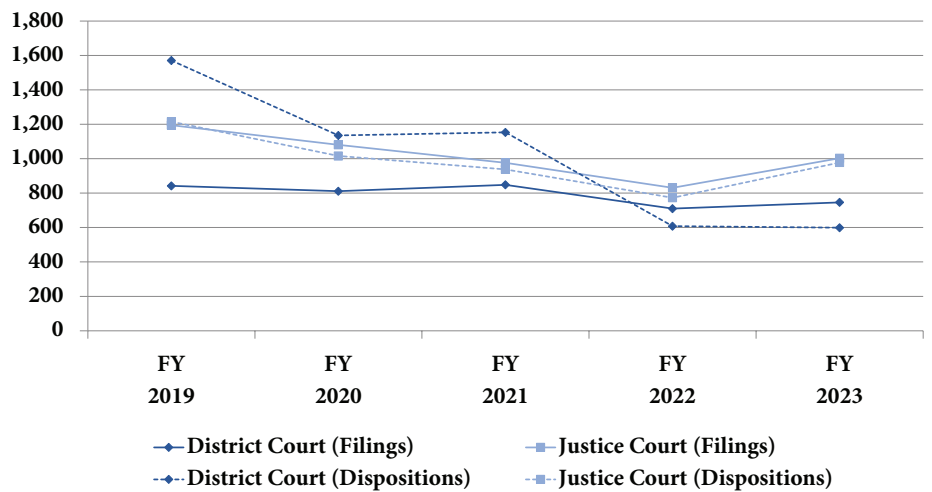
### NON-TRAFFIC CASE DISTRIBUTION



### NON-TRAFFIC TOTAL CASES PER JUDGE



### SIXTH JUDICIAL DISTRICT NON-TRAFFIC FILINGS AND DISPOSITIONS FISCAL YEARS 2019-23



### District Demographics

Population: 17,921 <sup>a</sup>  
 Geographic Size: 9,641 sq. mi. <sup>b</sup>  
 Population Density: 2/sq. mi.  
 Most Populous Township: Union

<sup>a</sup> Source: Nevada State Demographer  
<sup>b</sup> Source: U.S. Census Bureau

**QUICK FACTS** | **<1%** OF STATEWIDE NON-TRAFFIC CASELOAD  
**1%** OF STATEWIDE TRAFFIC CASELOAD

# SEVENTH JUDICIAL DISTRICT

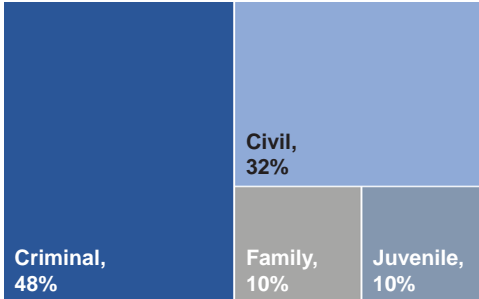


## SEVENTH JUDICIAL DISTRICT CASELOAD FILINGS AND DISPOSITIONS Fiscal Year 2023<sup>a</sup>

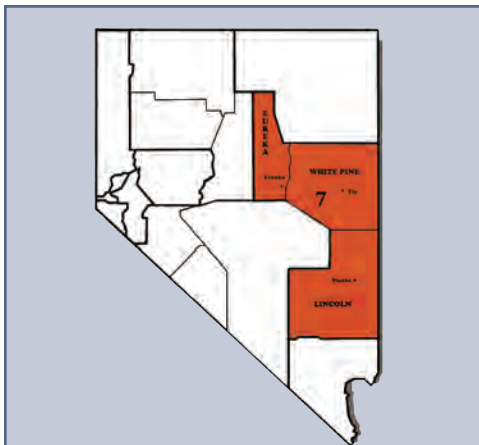
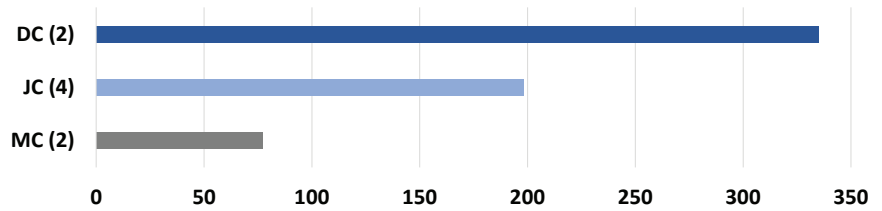
Court	Non-Traffic Cases					Traffic and Parking Cases <sup>b</sup>					
	Criminal Cases <sup>c</sup>	Civil Cases	Family Cases <sup>d</sup>	Juvenile Cases <sup>d</sup>	Total Non-Traf.	Total Disp.	Misd. Cases	Infraction Cases	Parking Cases	Total Traffic	Total Disp.
Eureka County District Court	5	24	10	5	44	27	(b)	(b)	(b)	(b)	(b)
Lincoln County District Court	48	38	22	9	117	65	(b)	(b)	(b)	(b)	(b)
White Pine County DC	130	99	135 <sup>f</sup>	145	509 <sup>f</sup>	485	(b)	(b)	(b)	(b)	(b)
Ely Justice Court	279	250	-	-	529	511	822	386	6	1,214	1,054
Eureka Justice Court	51	38	-	-	89	84	375	294	0	669	1,061 <sup>g</sup>
Meadow Valley Justice Court	65	41	-	-	106	82	456	180	0	636	628
Pahrnagat Valley JC	41	25	-	-	66	61	1,182	777	0	1,959	2,049 <sup>g</sup>
Caliente Municipal Court	5	0	-	-	5	0	0	0	0	0	0
Ely Municipal Court	149	0	-	-	149	141	202	94	10	306	303
<b>TOTAL</b>	<b>773</b>	<b>515</b>	<b>167</b>	<b>159</b>	<b>1,614</b>	<b>1,456</b>	<b>3,037</b>	<b>1,731</b>	<b>16</b>	<b>4,784</b>	<b>5,095</b>

- <sup>a</sup> Statistics include reopened cases.
- <sup>b</sup> Civil Infraction reporting began January 2023 and may include non-traffic infractions. Includes juvenile traffic statistics that are handled and reported by limited jurisdiction courts.
- <sup>c</sup> Criminal includes felony, gross misdemeanor, non-traffic misdemeanor, and criminal appeals (District Court only) filings.
- <sup>d</sup> Family and juvenile case types only heard in District Courts.
- <sup>f</sup> High-risk protection orders not reported or incomplete.
- <sup>g</sup> Includes administrative case closures.

### NON-TRAFFIC CASE DISTRIBUTION



### NON-TRAFFIC TOTAL CASES PER JUDGE

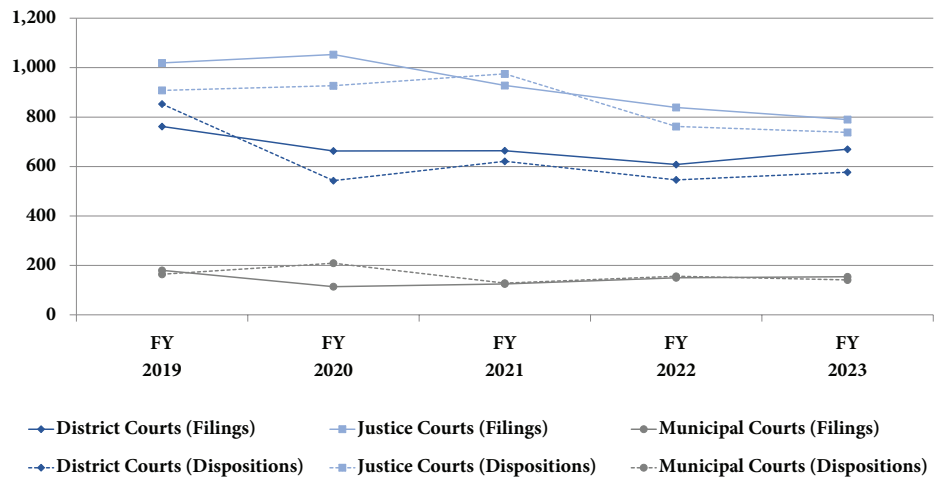


### District Demographics

Population: 16,819<sup>a</sup>  
 Geographic Size: 23,685 sq. mi.<sup>b</sup>  
 Population Density: <1/sq. mi.  
 Most Populous Township: Ely

<sup>a</sup> Source: Nevada State Demographer  
<sup>b</sup> Source: U.S. Census Bureau

### SEVENTH JUDICIAL DISTRICT NON-TRAFFIC FILINGS AND DISPOSITIONS FISCAL YEARS 2019-23



**QUICK  
FACTS**

**<1% OF STATEWIDE NON-TRAFFIC CASELOAD**  
**1% OF STATEWIDE TRAFFIC CASELOAD**

# EIGHTH JUDICIAL DISTRICT



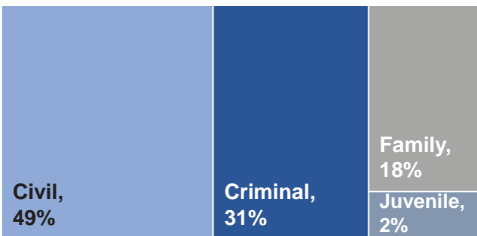
Regional Justice Center

## EIGHTH JUDICIAL DISTRICT CASELOAD FILINGS AND DISPOSITIONS Fiscal Year 2023<sup>a</sup>

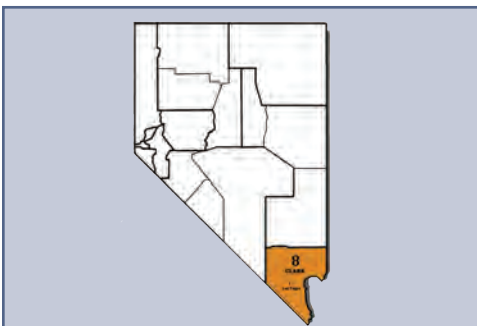
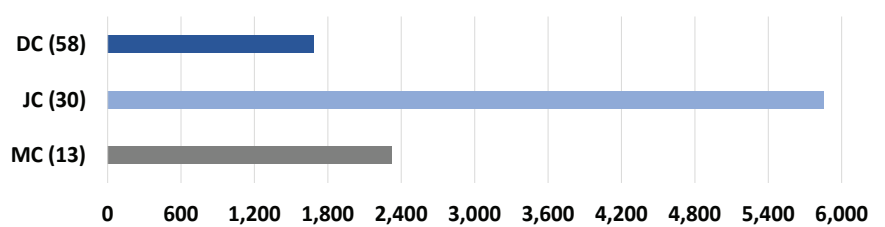
Court	Non-Traffic Cases					Traffic and Parking Cases <sup>b</sup>					
	Criminal Cases <sup>c</sup>	Civil Cases	Family Cases <sup>d</sup>	Juvenile Cases <sup>d</sup>	Total Non-Traf.	Total Disp.	Misd. Cases	Infraction Cases	Parking Cases	Total Traffic	Total Disp.
Clark County DC	13,268	24,583	54,345	5,741	97,937	96,004	(b)	(b)	(b)	(b)	(b)
Boulder Justice Court	121	275	-	-	396	402	587	568	3	1,158	1,798 <sup>f</sup>
Bunkerville Justice Court	15	9	-	-	24	68 <sup>f</sup>	398	247	2	647	1,778 <sup>f</sup>
Goodsprings Justice Court	315	42	-	-	357	630 <sup>f</sup>	4,505	2,589	55	7,149	16,545 <sup>f</sup>
Henderson Justice Court	1,956	11,439	-	-	13,395	12,521	1,624	934	23	2,581	2,306
Las Vegas Justice Court	45,438	99,664	-	-	145,102	136,282	82,793 <sup>g</sup>	42,365 <sup>g</sup>	1,455 <sup>g</sup>	126,613 <sup>g</sup>	49,286 <sup>e</sup>
Laughlin Justice Court	493	367	-	-	860	1,078 <sup>f</sup>	2,706	1,372	230	4,308	4,301 <sup>f</sup>
Mesquite Justice Court	215	276	-	-	491	511	1	2	0	3	6 <sup>f</sup>
Moapa Justice Court	77	9	-	-	86	77	1,020	436	4	1,460	1,561
Moapa Valley JC	119	62	-	-	181	187	720	484	79	1,283	1,234
North Las Vegas JC	2,548	12,116	-	-	14,664	11,912	379	189	0	568	737 <sup>f</sup>
Searchlight Justice Court	78	19	-	-	97	133 <sup>f</sup>	3,041	1,307	6	4,354	6,201 <sup>f</sup>
Boulder Municipal Court	404	1	-	-	405	425	876	155	71	1,102	1,708 <sup>f</sup>
Henderson MC	5,577	118	-	-	5,695	5,903 <sup>f</sup>	11,743	4,024	898	16,665	14,300
Las Vegas MC	18,159 <sup>e</sup>	875	-	-	19,034 <sup>e</sup>	14,401 <sup>e</sup>	43,852 <sup>e,h</sup>	0 <sup>h</sup>	239 <sup>e</sup>	44,091 <sup>e</sup>	38,166 <sup>e</sup>
Mesquite Municipal Court	780	5	-	-	785	634	797	331	96	1,224	1,071
North Las Vegas MC	4,161	131	-	-	4,292	3,968	11,808	6,249	83	18,140	16,825
<b>TOTAL</b>	<b>93,724<sup>e</sup></b>	<b>149,991</b>	<b>54,345</b>	<b>5,741</b>	<b>303,801<sup>e</sup></b>	<b>285,136<sup>e</sup></b>	<b>166,850<sup>e</sup></b>	<b>61,252</b>	<b>3,244<sup>e</sup></b>	<b>231,346<sup>e</sup></b>	<b>157,823<sup>e</sup></b>

<sup>a</sup> Statistics include reopened cases.  
<sup>b</sup> Civil Infraction reporting began January 2023 and may include non-traffic infractions. Includes juvenile traffic statistics that are handled and reported by limited jurisdiction courts.  
<sup>c</sup> Criminal includes felony, gross misdemeanor, non-traffic misdemeanor, and criminal appeals (District Court only) filings.  
<sup>d</sup> Family and juvenile case types only heard in District Courts.  
<sup>e</sup> Estimated. For greater detail see footnotes on Tables B5 and B7 in the Annual Report Appendix file at [nvcourts.nv.gov](http://nvcourts.nv.gov).  
<sup>f</sup> Includes administrative case closures.  
<sup>g</sup> Reopened (cases) not reported or under-reported.  
<sup>h</sup> Civil infraction information may be included in the Traffic, Misdemeanor case type.

### NON-TRAFFIC CASE DISTRIBUTION



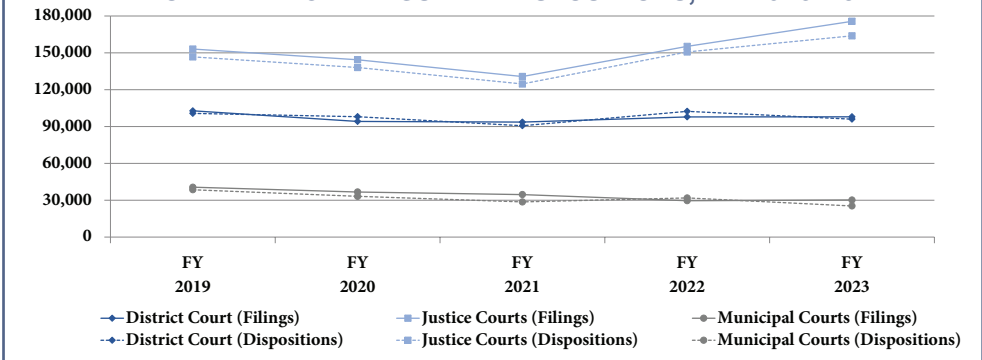
### NON-TRAFFIC TOTAL CASES PER JUDGE



### District Demographics

Population: 2,338,127<sup>a</sup>  
 Geographic Size: 7,891 sq. mi.<sup>b</sup>  
 Population Density: 296/sq. mi.  
 Most Populous Township: Las Vegas  
<sup>a</sup> Source: Nevada State Demographer  
<sup>b</sup> Source: U.S. Census Bureau

### EIGHTH JUDICIAL DISTRICT NON-TRAFFIC FILINGS AND DISPOSITIONS, FY 2019-23



**QUICK FACTS** | **79%** OF STATEWIDE NON-TRAFFIC CASELOAD  
**73%** OF STATEWIDE TRAFFIC CASELOAD

# NINTH JUDICIAL DISTRICT



Douglas County Courthouse

## NINTH JUDICIAL DISTRICT CASELOAD FILINGS AND DISPOSITIONS Fiscal Year 2023<sup>a</sup>

Court	Non-Traffic Cases				Traffic and Parking Cases <sup>b</sup>						
	Criminal Cases <sup>c</sup>	Civil Cases	Family Cases <sup>d</sup>	Juvenile Cases <sup>d</sup>	Total Non-Traf.	Total Disp.	Misd. Cases	Infraction Cases	Parking Cases	Total Traffic	Total Disp.
Douglas County DC	354	450	768	78	1,650	1,562	110 <sup>f</sup>	0 <sup>f</sup>	-	110	109
East Fork Justice Court	893	536	-	-	1,429	1,002	2,259	755	33	3,047	2,596
Tahoe Justice Court	534	67	-	-	601	487	760	309	266	1,335	1,218
<b>TOTAL</b>	<b>1,781</b>	<b>1,053</b>	<b>768</b>	<b>78</b>	<b>3,680</b>	<b>3,051</b>	<b>3,129</b>	<b>1,064</b>	<b>299</b>	<b>4,492</b>	<b>3,923</b>

<sup>a</sup> Statistics include reopened cases.

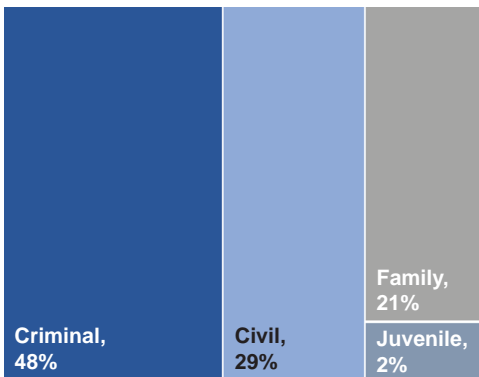
<sup>b</sup> Civil Infraction reporting began January 2023 and may include non-traffic infractions. Includes juvenile traffic statistics. District Courts do not report parking cases.

<sup>c</sup> Criminal includes felony, gross misdemeanor, non-traffic misdemeanor, and criminal appeals (District Court only) filings.

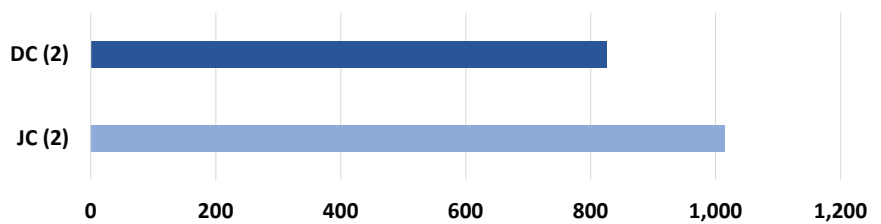
<sup>d</sup> Family and juvenile case types only heard in District Courts.

<sup>f</sup> Civil infraction information may be included in the Traffic, Misdemeanor case type.

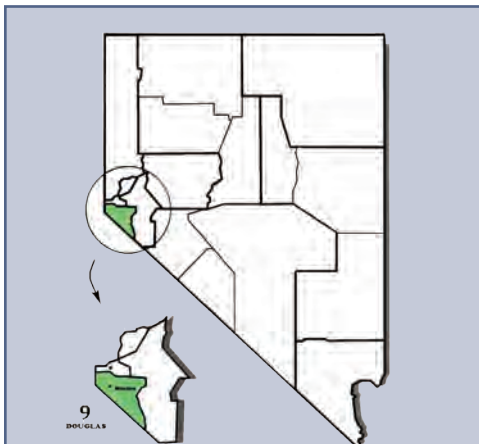
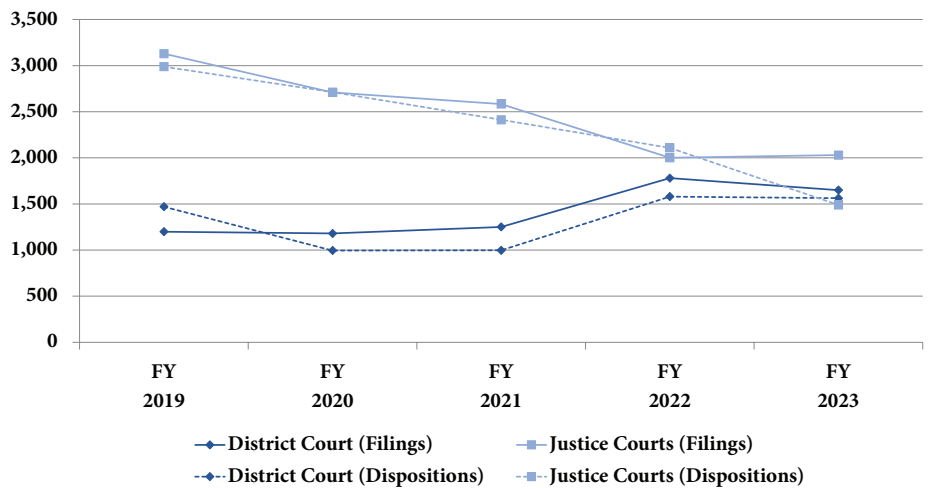
### NON-TRAFFIC CASE DISTRIBUTION



### NON-TRAFFIC TOTAL CASES PER JUDGE



### NINTH JUDICIAL DISTRICT NON-TRAFFIC FILINGS AND DISPOSITIONS FISCAL YEARS 2019-23



### District Demographics

Population: 52,674<sup>a</sup>  
 Geographic Size: 710 sq. mi.<sup>b</sup>  
 Population Density: 74/sq. mi.  
 Most Populous Township: East Fork

<sup>a</sup> Source: Nevada State Demographer

<sup>b</sup> Source: U.S. Census Bureau

**QUICK FACTS** | **1%** OF STATEWIDE NON-TRAFFIC CASELOAD  
**1%** OF STATEWIDE TRAFFIC CASELOAD

# TENTH JUDICIAL DISTRICT

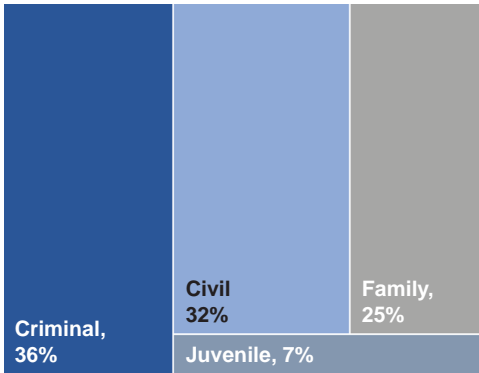


## TENTH JUDICIAL DISTRICT CASELOAD FILINGS AND DISPOSITIONS Fiscal Year 2023<sup>a</sup>

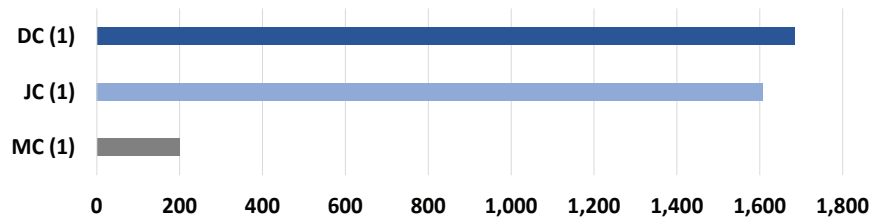
Court	Non-Traffic Cases					Traffic and Parking Cases <sup>b</sup>					
	Criminal Cases <sup>c</sup>	Civil Cases	Family Cases <sup>d</sup>	Juvenile Cases <sup>d</sup>	Total Non-Traf.	Total Disp.	Misd. Cases	Infraction Cases	Parking Cases	Total Traffic	Total Disp.
Churchill County DC	327	267	864	226	1,684	1,702	41	13	-	54	60
New River Justice Court	744	864	-	-	1,608	1,483	1,890	1,094	8	2,992	2,758
Fallon Municipal Court	199	0	-	-	199	257 <sup>f</sup>	290	54	0	344	375
<b>TOTAL</b>	<b>1,270</b>	<b>1,131</b>	<b>864</b>	<b>226</b>	<b>3,491</b>	<b>3,442</b>	<b>2,221</b>	<b>1,161</b>	<b>8</b>	<b>3,390</b>	<b>3,193</b>

- <sup>a</sup> Statistics include reopened cases.
- <sup>b</sup> Civil Infraction reporting began January 2023 and may include non-traffic infractions. Includes juvenile traffic statistics. District Courts do not report parking cases.
- <sup>c</sup> Criminal includes felony, gross misdemeanor, non-traffic misdemeanor, and criminal appeals (District Court only) filings.
- <sup>d</sup> Family and juvenile case types only heard in District Courts.
- <sup>f</sup> Includes administrative case closures.

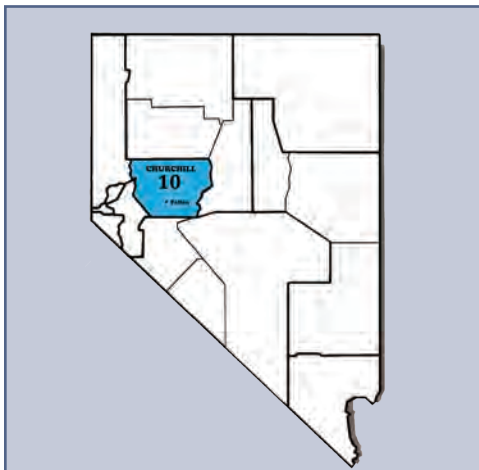
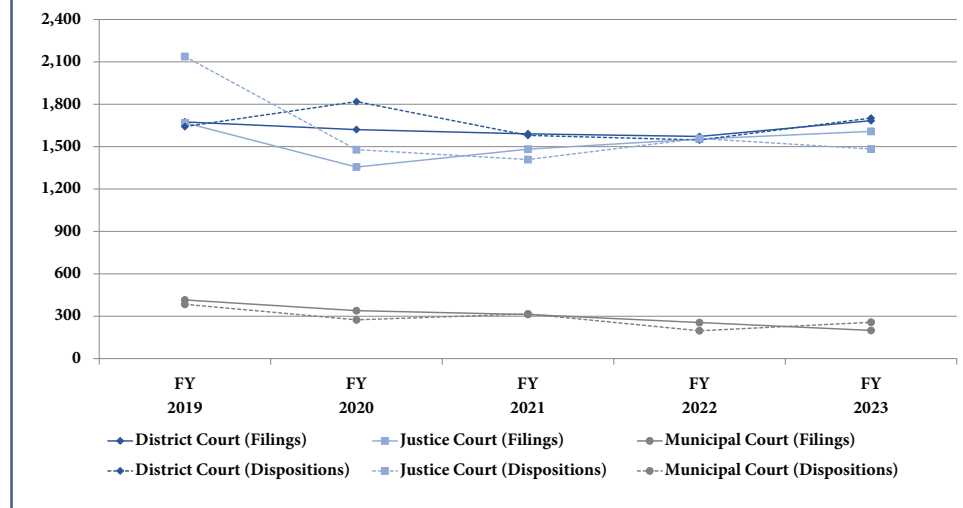
### NON-TRAFFIC CASE DISTRIBUTION



### NON-TRAFFIC TOTAL CASES PER JUDGE



### TENTH JUDICIAL DISTRICT NON-TRAFFIC FILINGS AND DISPOSITIONS FISCAL YEARS 2019-23



### District Demographics

Population: 26,564<sup>a</sup>  
 Geographic Size: 4,930 sq. mi.<sup>b</sup>  
 Population Density: 5/sq. mi.  
 Most Populous Township: New River

<sup>a</sup> Source: Nevada State Demographer  
<sup>b</sup> Source: U.S. Census Bureau

**QUICK FACTS** | **1%** OF STATEWIDE NON-TRAFFIC CASELOAD  
**1%** OF STATEWIDE TRAFFIC CASELOAD

# ELEVENTH JUDICIAL DISTRICT



## ELEVENTH JUDICIAL DISTRICT CASELOAD FILINGS AND DISPOSITIONS Fiscal Year 2023<sup>a</sup>

Court	Non-Traffic Cases					Traffic and Parking Cases <sup>b</sup>					
	Criminal Cases <sup>c</sup>	Civil Cases	Family Cases <sup>d</sup>	Juvenile Cases <sup>d</sup>	Total Non-Traf.	Total Disp.	Misd. Cases	Infraction Cases	Parking Cases	Total Traffic	Total Disp.
Lander County District Court	35	53	79	23	190	77	4 <sup>f</sup>	0 <sup>f</sup>	-	4	6 <sup>g</sup>
Mineral County District Court	97	48	50	22	217	127	3 <sup>f</sup>	0 <sup>f</sup>	-	3	3
Pershing County District Court	49	154	62	27	292	228	3 <sup>f</sup>	0 <sup>f</sup>	-	3	1
Argenta Justice Court	160	118	-	-	278	233	258	382	0	640	513
Austin Justice Court	8	11	-	-	19	118 <sup>g</sup>	323	269	2	594	445
Hawthorne Justice Court	225	96	-	-	321	117	980	512	1	1,493	766
Lake Justice Court	266	143	-	-	409	333	161	104	1	266	225
<b>TOTAL</b>	<b>840</b>	<b>623</b>	<b>191</b>	<b>72</b>	<b>1,726</b>	<b>1,233</b>	<b>1,732</b>	<b>1,267</b>	<b>4</b>	<b>3,003</b>	<b>1,959</b>

<sup>a</sup> Statistics include reopened cases.

<sup>b</sup> Civil Infraction reporting began January 2023 and may include non-traffic infractions. Includes juvenile traffic statistics that are handled and reported by limited jurisdiction courts.

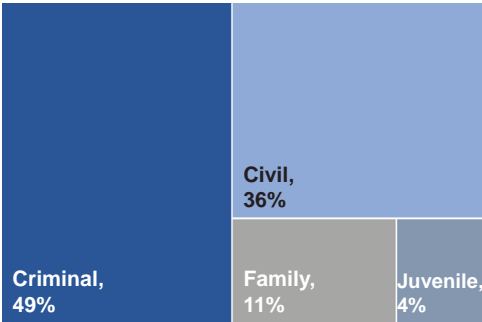
<sup>c</sup> Criminal includes felony, gross misdemeanor, non-traffic misdemeanor, and criminal appeals (District Court only) filings.

<sup>d</sup> Family and juvenile case types only heard in District Courts.

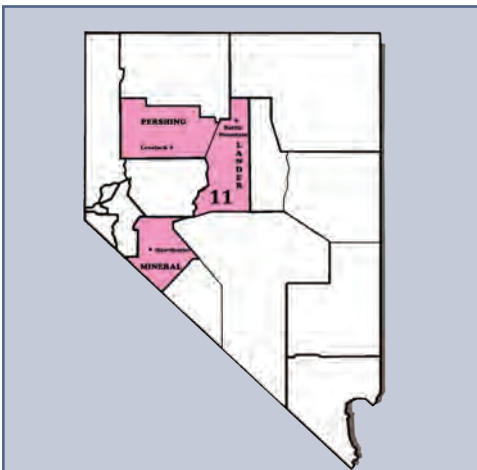
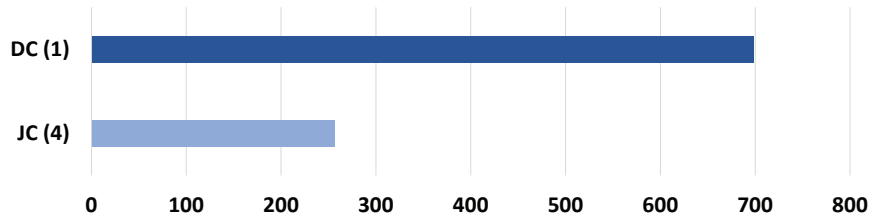
<sup>f</sup> Civil infraction information may be included in the Traffic, Misdemeanor case type.

<sup>g</sup> Includes administrative case closures.

### NON-TRAFFIC CASE DISTRIBUTION



### NON-TRAFFIC TOTAL CASES PER JUDGE



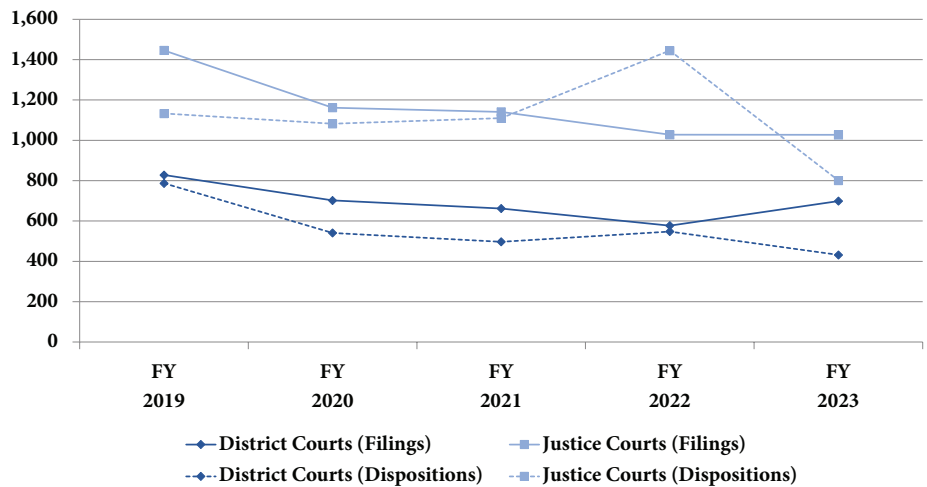
### District Demographics

Population: 18,372<sup>a</sup>  
 Geographic Size: 15,280 sq. mi.<sup>b</sup>  
 Population Density: 1/sq. mi.  
 Most Populous Township: Lake

<sup>a</sup> Source: Nevada State Demographer

<sup>b</sup> Source: U.S. Census Bureau

### ELEVENTH JUDICIAL DISTRICT NON-TRAFFIC FILINGS AND DISPOSITIONS FISCAL YEARS 2019-23



**QUICK FACTS** | **<1%** OF STATEWIDE NON-TRAFFIC CASELOAD  
**1%** OF STATEWIDE TRAFFIC CASELOAD

THE SUPREME COURT OF NEVADA WOULD LIKE TO THANK THE FOLLOWING FOR THEIR  
CONTRIBUTIONS TO THIS ANNUAL REPORT

---

**THE NEVADA JUDICIARY**

**THE ANNUAL REPORT WORKGROUP**

CHIEF JUSTICE LIDIA S. STIGLICH  
KATHERINE STOCKS, STATE COURT ADMINISTRATOR  
THE FERRARO GROUP  
HANS JESSUP, LEAD COURT RESEARCH ANALYST  
SHELDON STEELE, COURT RESEARCH ANALYST

**NON-JUDICIAL CONTRIBUTORS**

NEVADA STATE DEMOGRAPHER

---

NEVADA APPELLATE COURTS



@COURTSNEVADA



NEVADA SUPREME COURT



## **Supreme Court of Nevada**

Administrative Office of the Courts  
201 South Carson Street  
Carson City, Nevada 89701  
(775) 684-1700  
[www.nvcourts.gov](http://www.nvcourts.gov)