



ANNUAL REPORT
of the
NEVADA JUDICIARY

Fiscal Year 2023
Appendix Tables

Table of Contents

Figures and Summary Information:

Table 1:	Summary of Population, Judicial Positions, and Cases Processed by Court	Page 1
Figure 1:	Filings by Case Type, by Jurisdictional Level, Fiscal Years 2014-23	Page 3
Figure 2:	Non-Traffic Distributions, by Jurisdictional Level, Fiscal Year 2023	Page 3
Figure 3:	Non-Traffic Filings per Judicial Position, Fiscal Year 2023	Page 4
Figure 4:	Non-Traffic Criminal Cases by USJR Classification, Fiscal Year 2023	Page 5
Figure 5:	Non-Criminal Case Distribution by USJR Classification, Fiscal Year 2023	Page 5
Figure 6:	District Courts, Quarterly Analysis, Fiscal Years 2019-23	Page 6
Figure 7:	Justice and Municipal Courts, Quarterly Analysis, Fiscal Years 2019-23	Page 7

Aggregate Comparison Tables, Fiscal Years 2022-23:

Table A1:	District Court Criminal and Civil Cases	Page 8
Table A2:	District Court Family and Juvenile Cases	Page 9
Table A3:	District Court Juvenile Traffic Cases Filed and Disposed	Page 10
Table A4:	Justice Court Non-Traffic Cases Filed and Disposed	Page 11
Table A5:	Justice Court Traffic Cases Filed and Disposed	Page 12
Table A6:	Municipal Court Non-Traffic Cases Filed and Disposed	Page 13
Table A7:	Municipal Court Traffic Cases Filed and Disposed	Page 14

Fiscal Year 2023 Caseload Statistics:

Table B1-1:	District Court: Criminal Caseload, Aggregates	Page 15
Table B1-2:	District Court: Criminal Caseload, Case Types: Felony	Page 17
	Gross Misdemeanor	Page 20
Table B2-1:	District Court: Civil Caseload, Aggregates	Page 23
Table B2-2:	District Court: Civil Caseload, Case Types: Real Property and Tort	Page 25
	Probate, Construction Defect, and Contract	Page 28
	Judicial Review/Appeal, Civil Writ, and Other Civil	Page 31
Table B3:	District Court: Family Caseload	Page 34
Table B4:	District Court: Juvenile Non-Traffic Caseload	Page 37
Table B5-1:	Justice Court: Criminal Caseload, Aggregate	Page 40
Table B5-2:	Justice Court: Criminal Caseload, Case Types: Felony	Page 44
	Gross Misdemeanor	Page 50
	Misdemeanor and Civil Infraction	Page 56
Table B6-1:	Justice Court: Civil Caseload, Aggregate	Page 62
Table B6-2:	Justice Court: Civil Caseload, Case Types	Page 66
Table B7-1:	Municipal Court: Criminal Caseload, Aggregates	Page 70
Table B7-2:	Municipal Court: Criminal Caseload, Case Types	Page 72
Table B8:	Municipal Court: Civil Caseload, Aggregates	Page 75
Table B9:	Juvenile Traffic and Civil Infraction Caseload	Page 77

Fiscal Year 2023 Specialty Court Statistics:

Table C1:	Summary of Specialty Court Program Distributions	Page 80
Table C2:	Summary of Specialty Court Statistics	Page 81

Glossary:

Criminal Caseload Glossary	Page 82
Civil Caseload Glossary	Page 84
Family Caseload Glossary	Page 86
Juvenile Caseload Glossary	Page 88
Juvenile Traffic Caseload Glossary	Page 90

Table 1. Summary of Population, Judicial Positions, and Cases Processed by Court for Nevada Judiciary, Fiscal Year 2023.^a

Nevada Trial Courts, Population, Judicial Position, and Caseload Summaries (1 of 2)	Population as of 7/1/2022 ^b	Authorized Judicial Positions as of 6/30/2023 ^c	Non-Traffic Cases ^d				Traffic, Infractions, and Parking ^d	
			Criminal Cases Filed	Non-Criminal Cases Filed ^f	Total Cases Filed	Total Cases Disposed	Total Cases	Total Dispositions
Nevada Trial Court Totals (N=73)	3,204,105	191/(31.50)	126,604	259,551	386,155	361,370	319,037	240,980
District Courts (N=17)		90/(26.70)	18,442	110,486	128,928	122,326	2,117	2,170
Justice Courts (N=40)		70/(3.80) *	70,954	147,884	218,838	205,560	216,621	148,760
Municipal Courts (N=16)		31/(1.00) *	37,208	1,181	38,389	33,484	100,299	90,050
First Judicial District	62,741	2/(2.00)	477	2,229	2,706	2,419	155	126
Carson City District Court	58,314		475	2,173	2,648	2,389	154	125
Storey County District Court	4,427		2	56	58	30	1	1
Carson City								
Carson City Justice Court	58,314	2/(0.4) **	1,854	2,047	3,901	3,062	8,706	8,388
Storey County								
Virginia City Justice Court	4,427	1	247	61	308	214	1,945	1,542
Second Judicial District	501,635	16/(6.00)	2,396	14,747	17,143	14,240	1,365	1,298
Washoe County District Court	501,635		2,396	14,747	17,143 ^g	14,240 ^h	1,365 ^g	1,298
Washoe County								
Incline Village Justice Court	12,434	1	193	108	301	311	1,262	1,237
Reno Justice Court	323,195	6/(0.40) ^j	5,629	9,744	15,373	15,363	11,034	11,898
Sparks Justice Court	162,986	4	2,810	4,368	7,178	7,799	3,465	3,497
Wadsworth Justice Court	3,020	1	78	18	96	83	2,367	1,888
Reno Municipal Court	274,129	4	5,560	40	5,600	5,479	10,763	10,281
Sparks Municipal Court	111,735	2	1,510	8	1,518 ^g	1,646	4,855 ^g	4,216
Third Judicial District	60,454	2/(1.00)	265	1,467	1,732	1,515	133	131
Lyon County District Court	60,454		265	1,467	1,732 ^k	1,515	133	131
Lyon County								
Canal Justice Court	23,210	1 ***	386	1,004	1,390	1,348	1,177	792
Dayton Justice Court	24,119	1	431	546	977	936	1,419	1,267
Walker River Justice Court	13,125	1	506	586	1,092	1,109	1,239	1,098
Fernley Municipal Court	23,210	1 ***	269	1	270	261	1,717	1,632
Yerington Municipal Court	3,423	1	79	1	80	50	204	151
Fourth Judicial District	56,396	3/(1.00)	485	1,675	2,160	2,184	139	227
Elko County District Court	56,396		485	1,675	2,160	2,184	139	227 ^h
Elko County								
Carlin Justice Court	2,775	1 ***	68	66	134	117	493	509
Eastline Justice Court	4,464	1 ***	128	101	229	188	284	369 ^h
Elko Justice Court	44,376	2 ***	1,321	1,109	2,430	2,500	3,521	3,588
Wells Justice Court	4,781	1 ***	100	48	148 ^k	135	2,714	2,468
Carlin Municipal Court	2,531	1 ***	42	0	42	30	69	35
Elko Municipal Court	21,303	2 ***	200	1	201	206	157	168
Wells Municipal Court	1,272	1 ***	4	0	4	3	185	145
West Wendover Municipal Court	4,464	1 ***	110	0	110	80	477	674 ^h
Fifth Judicial District	52,402	2/(0.12)	360	1,441	1,801	1,092	77	112
Esmeralda County District Court	1,068		3	25	28 ^k	2	7	1
Nye County District Court	51,334		357	1,416	1,773	1,090	70	111 ^h
Esmeralda County								
Esmeralda Justice Court	1,068	1	32	14	46	20	1,925	2,279 ^h
Nye County								
Beatty Justice Court	2,390	1	135	44	179 ^k	118	1,504	1,354
Pahrump Justice Court	43,751	2	1,656	1,008	2,664	2,728	4,054	3,370
Tonopah Justice Court	5,193	1	173	108	281	239	1,899	1,640
Sixth Judicial District	17,921	1/(1.50)	146	600	746	599	74	97
Humboldt County District Court	17,921		146	600	746	599	74	97 ^h
Humboldt County								
Union Justice Court	17,921	1	566	437	1,003	978	2,644	2,510

* Totals reflect statewide judicial positions per jurisdictional level. Some judges serve in both justice and municipal courts in specific townships and cities.

** Carson City is a consolidated municipality and the justice court includes municipal court information. Statistics are reported in the justice court tables only.

*** The judges serve in both justice and municipal courts.

^a Totals reflect aggregate information from the Nevada Trial Courts. Information contained herein may reflect non-standard reporting and is noted by subsequent footnotes. See appendix tables B1-B9 for greater detailed statistics and clarifying footnotes.

^b Source: Nevada State Demographer 2022 certified estimates. "Township boundaries may not correspond to incorporated cities, and are estimated using a different method than the city/town estimates. Because of this, they will differ from city estimates." Estimates are rounded and may include partial persons.

^c Elected positions per NRS 3.011-3.0197, NRS 4.020, and NRS 5.020. Quasi-judicial includes positions such as masters, commissioners, and referees in accordance with NRCP and JCRC Rule 53. All information as of 6/30/2023.

^d Criminal cases include felony, gross misdemeanor, non-traffic misdemeanor, and criminal appeals. Traffic and parking cases include juvenile traffic statistics from the courts that process these matters (see Table B9). Counts may include reopened cases.

^f Non-criminal cases include civil, family, and juvenile (non-traffic) cases for district court and civil cases for justice and municipal courts.

^g Reopened (cases) not reported or under-reported.

^h Includes administrative case closures.

^j Authorized positions, one department was vacant the entire year.

^k High-risk protection orders not reported or incomplete.

Source: Uniform System for Judicial Records, Nevada AOC, Research and Statistics Unit.

Table 1. Summary of Population, Judicial Positions, and Cases Processed by Court for Nevada Judiciary, Fiscal Year 2023.^a

Nevada Trial Courts, Population, Judicial Position, and Caseload Summaries (2 of 2)	Population as of 7/1/2022 ^b	Authorized Judicial Positions as of 6/30/2023 ^c	Non-Traffic Cases ^d				Traffic, Infractions, and Parking ^d	
			Criminal Cases Filed	Non-Criminal Cases Filed ^f	Total Cases Filed	Total Cases Disposed	Total Cases	Total Dispositions
Seventh Judicial District	16,819	2	183	487	670	577	0	0
Eureka County District Court	1,847		5	39	44	27	(l)	(l)
Lincoln County District Court	4,971		48	69	117	65	(l)	(l)
White Pine County District Court	10,001		130	379	509 ^k	485	(l)	(l)
Eureka County								
Eureka Justice Court	1,847	1	51	38	89	84	669	1,061 ^h
Lincoln County								
Meadow Valley Justice Court	3,580	1	65	41	106	82	636	628
Pahrnagat Valley Justice Court	1,391	1	41	25	66	61	1,959	2,049 ^h
White Pine County								
Ely Justice Court	10,001	1	279	250	529	511	1,214	1,054
Lincoln County								
Caliente Municipal Court	1,167	1	5	0	5	0	0	0
White Pine County								
Ely Municipal Court	4,015	1	149	0	149	141	306	303
Eighth Judicial District	2,338,127	58/(13.00)	13,268	84,669	97,937	96,004	0	0
Clark County District Court	2,338,127		13,268	84,669	97,937	96,004	(l)	(l)
Clark County								
Boulder Justice Court	15,684	1 ^{***}	121	275	396	402	1,158	1,798 ^h
Bunkerville Justice Court	942	1	15	9	24	68 ^h	647	1,778 ^h
Goodsprings Justice Court	4,937	1	315	42	357	630 ^h	7,149	16,545 ^h
Henderson Justice Court	335,851	3	1,956	11,439	13,395	12,521	2,581	2,306
Las Vegas Justice Court	1,631,538	16/(3.00)	45,438	99,664	145,102	136,282	126,613 ^g	49,286 ^m
Laughlin Justice Court	9,040	1	493	367	860	1,078 ^h	4,308	4,301 ^h
Mesquite Justice Court	22,335	1 ^{***}	215	276	491	511	3	6 ^h
Moapa Justice Court	1,676	1	77	9	86	77	1,460	1,561
Moapa Valley Justice Court	6,702	1	119	62	181	187	1,283	1,234
North Las Vegas Justice Court	308,088	3	2,548	12,116	14,664	11,912	568	737 ^h
Searchlight Justice Court	1,334	1	78	19	97	133 ^h	4,354	6,201 ^h
Boulder Municipal Court	15,012	1 ^{***}	404	1	405	425	1,102	1,708 ^h
Henderson Municipal Court	334,640	3	5,577	118	5,695	5,903 ^h	16,665	14,300
Las Vegas Municipal Court	660,987	6/(1.00)	18,159 ⁿ	875	19,034 ⁿ	14,401 ⁿ	44,091 ⁿ	38,166 ⁿ
Mesquite Municipal Court	22,205	1 ^{***}	780	5	785	634	1,224	1,071
North Las Vegas Municipal Court	278,671	2	4,161	131	4,292	3,968	18,140	16,825
Ninth Judicial District	52,674	2/(0.5)	354	1,296	1,650	1,562	110	109
Douglas County District Court	52,674		354	1,296	1,650	1,562	110	109
Douglas County								
East Fork Justice Court	44,104	1	893	536	1,429	1,002	3,047	2,596
Tahoe Justice Court	8,570	1	534	67	601	487	1,335	1,218
Tenth Judicial District	26,564	1/(0.58)	327	1,357	1,684	1,702	54	60
Churchill County District Court	26,564		327	1,357	1,684	1,702	54	60
Churchill County								
New River Justice Court	26,564	1	744	864	1,608	1,483	2,992	2,758
Fallon Municipal Court	9,308	1	199	0	199	257 ^h	344	375
Eleventh Judicial District	18,372	1/(1.00)	181	518	699	432	10	10
Lander County District Court	6,158		35	155	190	77	4	6 ^h
Mineral County District Court	4,870		97	120	217	127	3	3
Pershing County District Court	7,344		49	243	292	228	3	1
Lander County								
Argenta Justice Court	5,871	1	160	118	278	233	640	513
Austin Justice Court	288	1	8	11	19	118 ^h	594	445
Mineral County								
Hawthorne Justice Court	4,870	1	225	96	321	117	1,493	766
Pershing County								
Lake Justice Court	7,344	1	266	143	409	333	266	225

*** The judges serve in both justice and municipal courts.

^a Totals reflect aggregate information from the Nevada Trial Courts. Information contained herein may reflect non-standard reporting and is noted by subsequent footnotes. See appendix tables B1-B9 for greater detailed statistics and clarifying footnotes.

^b Source: Nevada State Demographer 2022 certified estimates. "Township boundaries may not correspond to incorporated cities, and are estimated using a different method than the city/town estimates. Because of this, they will differ from city estimates." Estimates are rounded and may include partial persons.

^c Elected positions per NRS 3.011-3.0197, NRS 4.020, and NRS 5.020. Quasi-judicial includes positions such as masters, commissioners, and referees in accordance with NRCP and JCRCP Rule 53. All information as of 6/30/2023.

^d Criminal cases include felony, gross misdemeanor, non-traffic misdemeanor, and criminal appeals. Traffic and parking cases include juvenile traffic statistics from the courts that process these matters (see Table B9). Counts may include reopened cases. Civil Infraction reporting began January 2023.

^f Non-criminal cases include civil, family, and juvenile (non-traffic) cases for district court and civil cases for justice and municipal courts.

^g Reopened (cases) not reported or under-reported.

^h Includes administrative case closures.

^k High-risk protection orders not reported or incomplete.

^l Juvenile traffic violations handled and reported by limited jurisdiction courts.

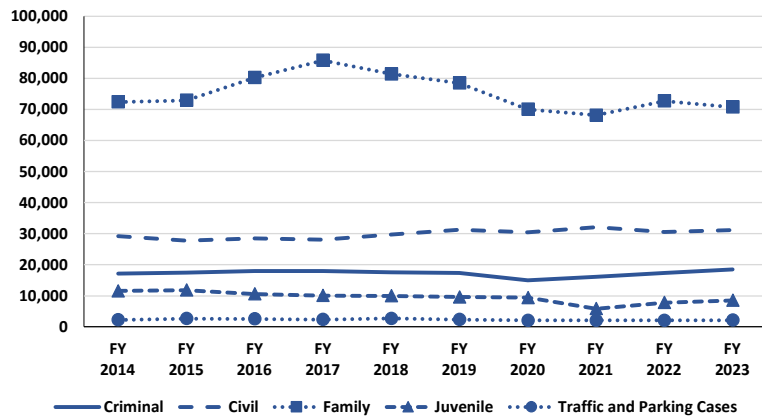
^m Dispositions estimated.

ⁿ Criminal and traffic statistics include estimates for the last quarter of fiscal year 2023, due to configuration issues with a new case management system.

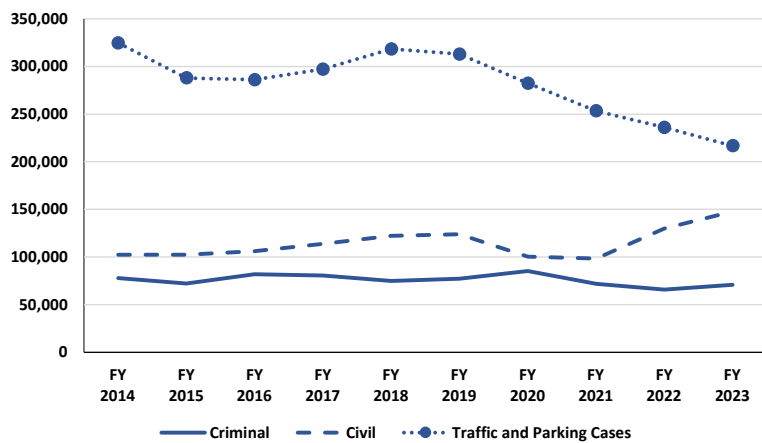
Source: Uniform System for Judicial Records, Nevada AOC, Research and Statistics Unit.

Figure 1. Nevada Trial Court Filings by Case Type, by Jurisdictional Level, Fiscal Years 2014-23.

District Court Filings, by Case Type, Fiscal Years 2014-23.



Justice Court Filings, by Case Type, Fiscal Years 2014-23.



Municipal Court Filings, by Case Type, Fiscal Years 2014-23.

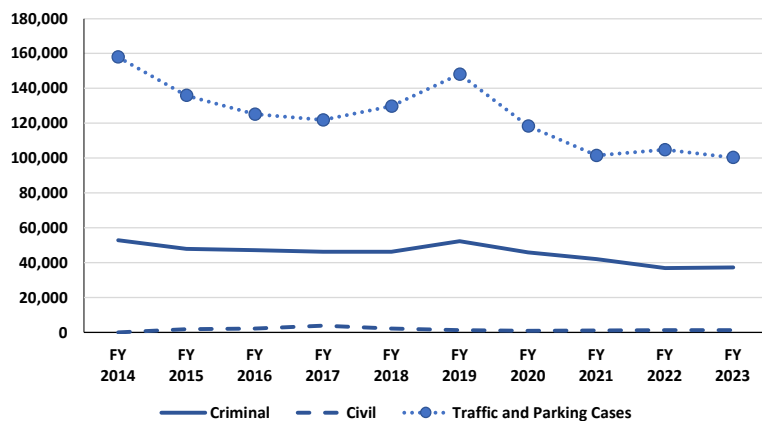
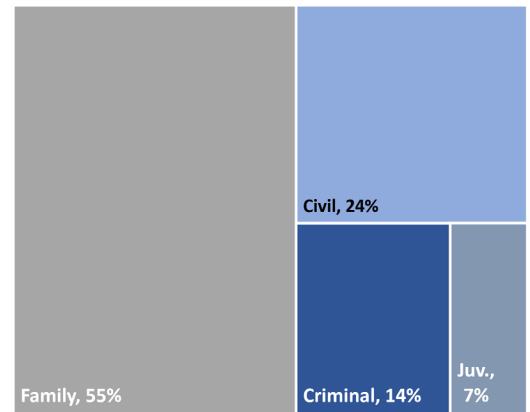
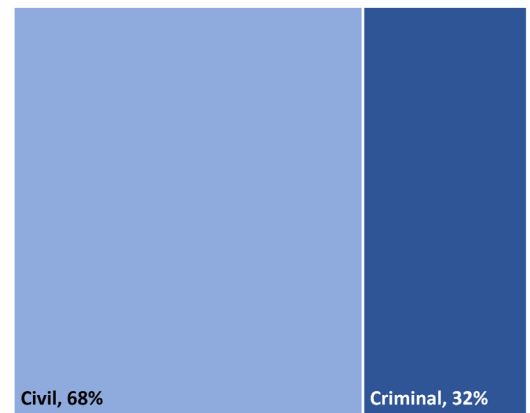


Figure 2. Nevada Trial Court Non-Traffic Distributions, by Jurisdictional Level, Fiscal Year 2023.

FY 2023 District Court Non-Traffic Distribution



FY 2023 Justice Court Non-Traffic Distribution



FY 2023 Municipal Court Non-Traffic Distribution

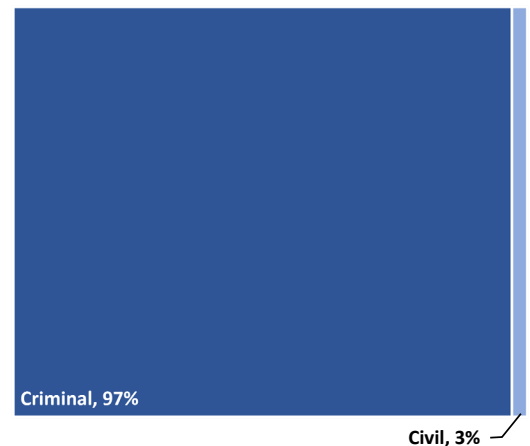
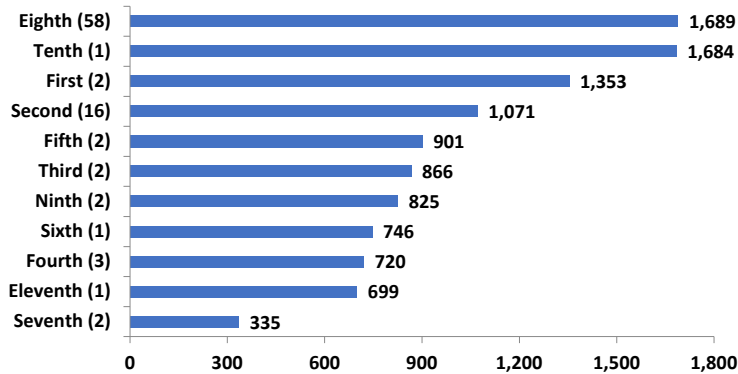


Figure 3. Nevada Trial Court Non-Traffic Cases per Judicial Position, Fiscal Year 2023.

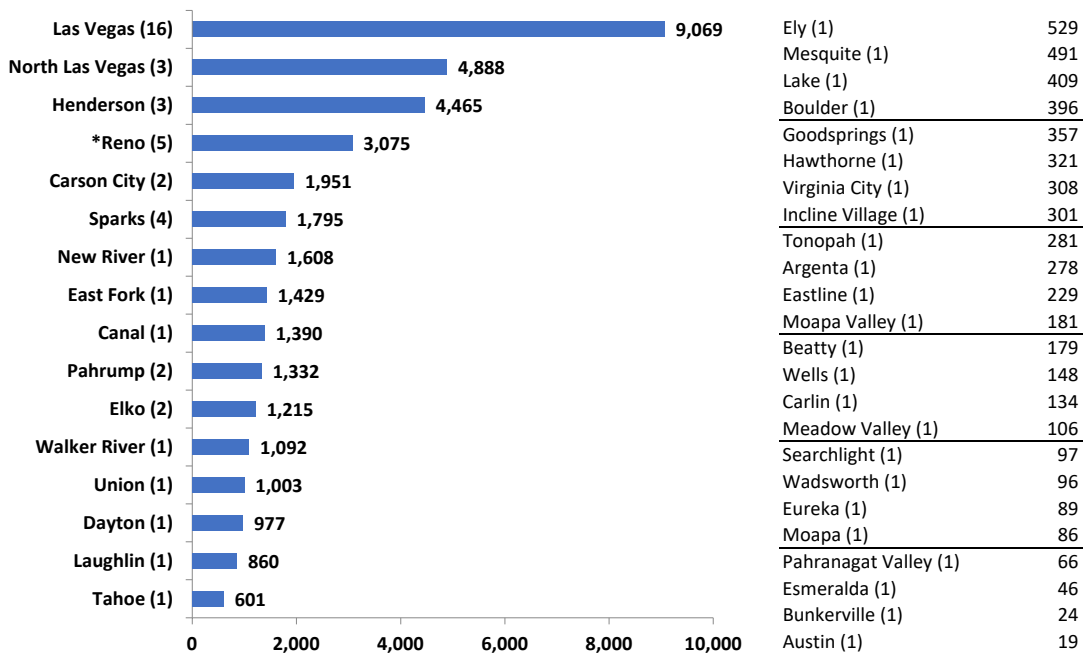
Number of judicial positions in parenthesis. Does not include quasi-judicial positions. Reopened cases included.

*** Actual *filled* positions (reported in parenthesis) were used to calculate cases per judicial positions. For further detail, see footnotes in Table 1 on pages 1-2 regarding the number of *authorized* judicial positions.

District Courts



Justice Courts



Municipal Courts

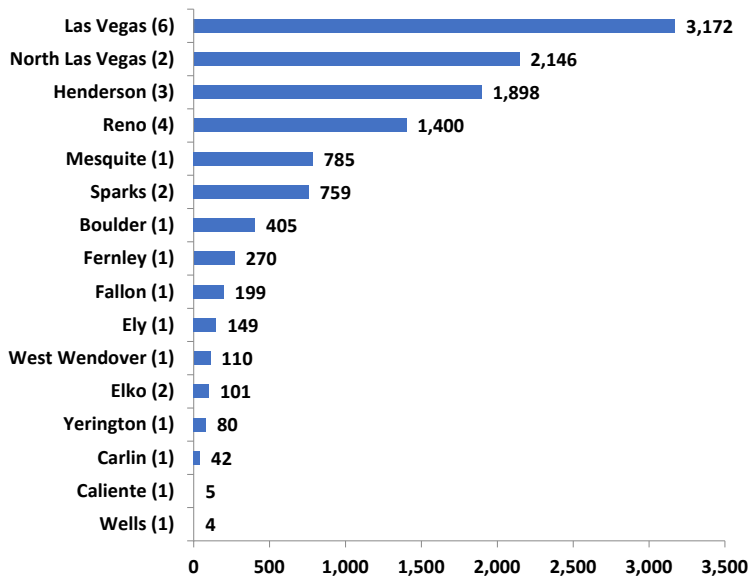
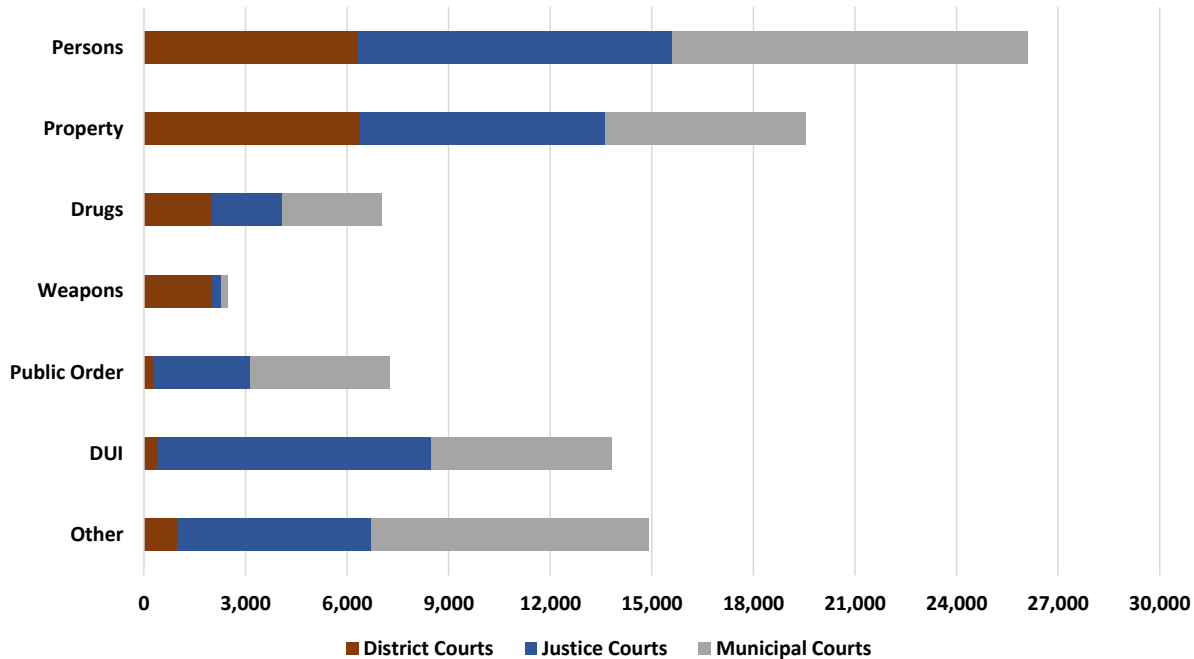


Figure 4. Nevada Non-Traffic Criminal Case Types by USJR Classification, by Jurisdictional Level, Fiscal Year 2023.^{a,b}

	Persons	Property	Drugs	Weapons	Public Order	DUI	Other	Total
District Courts	6,330	6,388	2,033	2,031	282	402	976	18,442
Justice Courts ^c	9,279	7,241	2,051	246	2,872	8,099	5,727	35,515
Municipal Courts	10,505	5,937	2,928	190	4,113	5,328	8,207	37,208
TOTAL	26,114	19,566	7,012	2,467	7,267	13,829	14,910	91,165



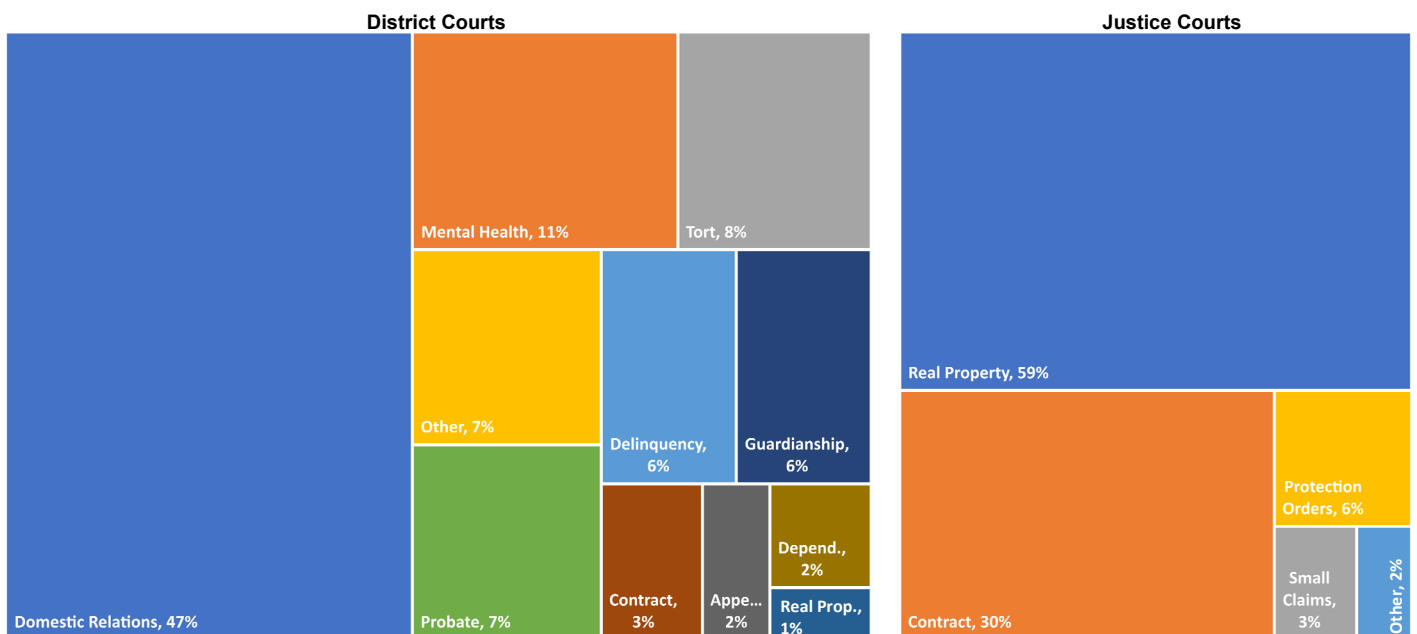
^a District Court includes felony and gross misdemeanor criminal cases; Justice and Municipal Courts include misdemeanor cases only. Reopened cases included. Persons include person-crimes, domestic violence, older/vulnerable person-crimes, child abuse, and protection order violations.

^b Case types determined by the USJR charge hierarchy defined in the Nevada Courts Statistical Reporting Dictionary.

^c Justice Courts hear preliminary matters for felony and gross misdemeanor cases typically adjudicated in District Courts, and these cases are excluded from this table.

Source: Uniform System for Judicial Records, Nevada AOC, Research and Statistics Unit.

Figure 5. Nevada Non-Criminal Case Distribution by Major USJR Classification, by Jurisdictional Level, Fiscal Year 2023.^a

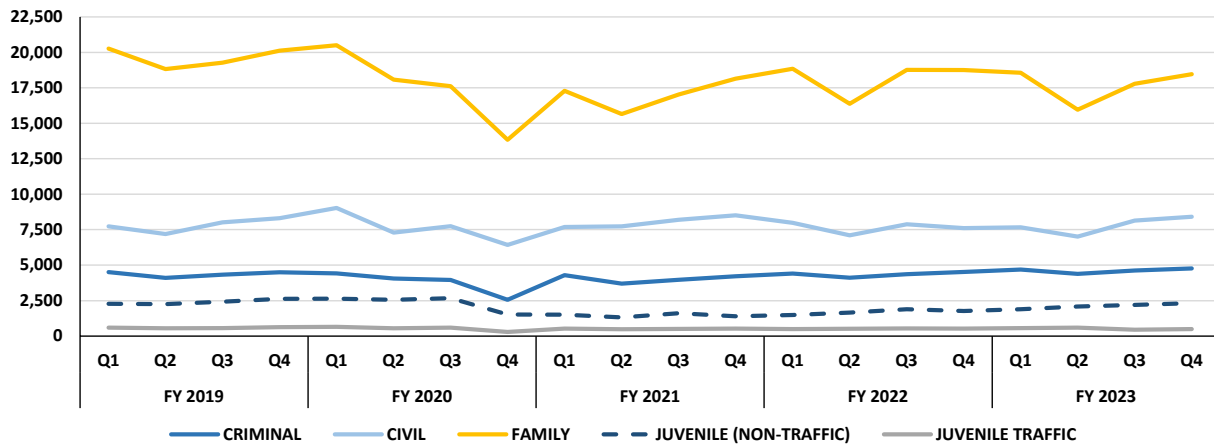


^a Municipal Courts excluded from this table due to all non-criminal cases being classified as Other Civil or Petitions to Seal Record actions. District Court Other classification includes Civil Other, Writs, and Construction Defect case types, as well as Juvenile Miscellaneous Petitions, Protection Order, and Status Petitions case types. Justice Court Other classification includes Torts, Contested Liens, Petitions to Seal Records, and Other Civil Matters case types.

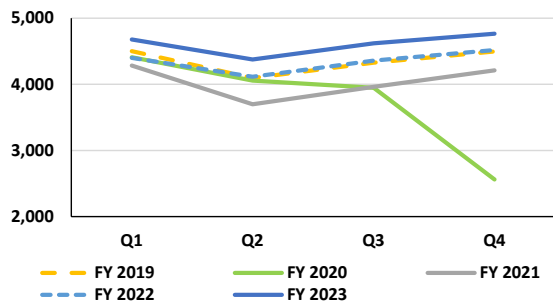
Source: Uniform System for Judicial Records, Nevada AOC, Research and Statistics Unit.

Figure 6: Nevada District Courts, Quarterly Analysis, Fiscal Years 2019-23.^a

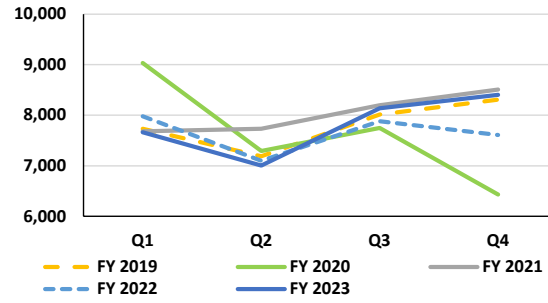
Cases Filed by Major Case Classification, Fiscal Years 2019-23.



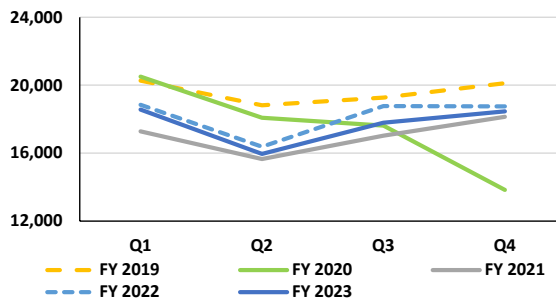
Criminal Cases Filed by Quarter.



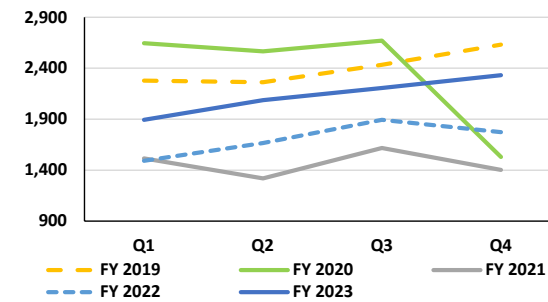
Civil Cases Filed by Quarter.



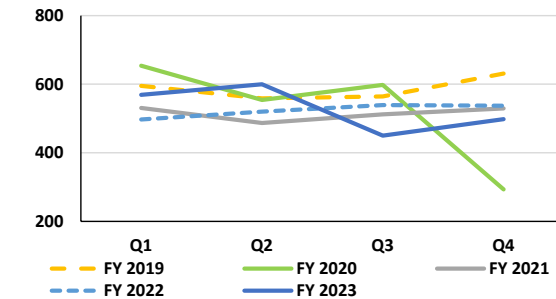
Family Cases Filed by Quarter.



Juvenile Non-Traffic Cases Filed by Quarter.



Juvenile Traffic Cases Filed by Quarter.*

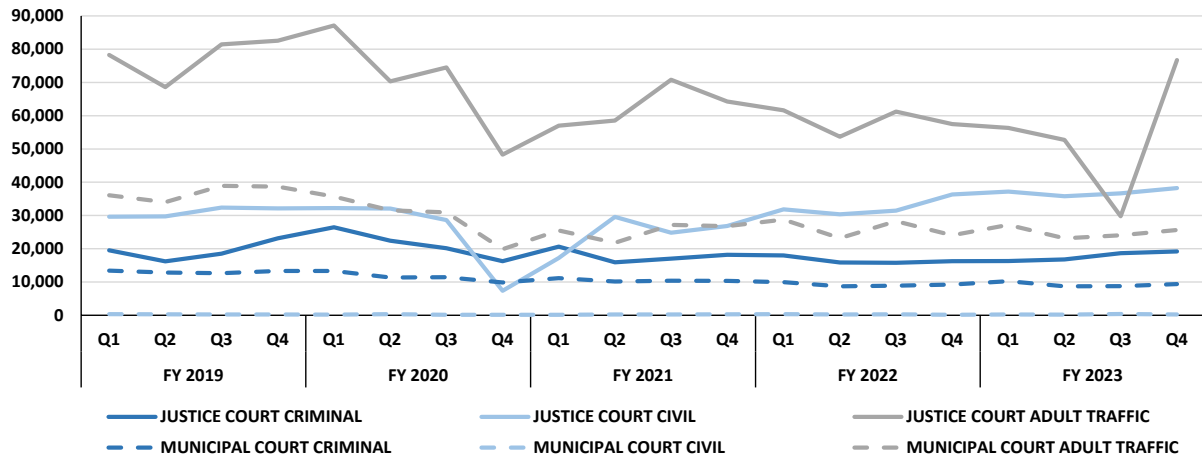


*Only includes juvenile traffic cases filed in district courts.

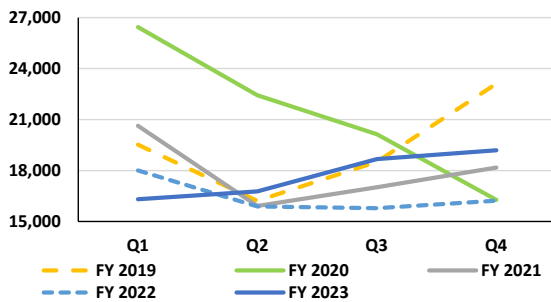
^a Totals reflect aggregate information from the Nevada Trial Courts. Information contained herein may reflect non-standard reporting. See Tables B1-B9 from the respective fiscal years' Annual Report Appendices for greater detailed statistics and clarifying footnotes. Juvenile traffic cases only include cases filed in district courts and exclude cases filed in limited jurisdiction courts. Source: Uniform System for Judicial Records, Nevada AOC, Research and Statistics Unit.

Figure 7: Nevada Justice and Municipal Courts, Quarterly Analysis, Fiscal Years 2019-23.^a

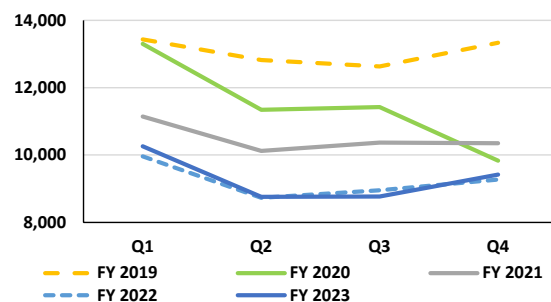
Cases Filed by Major Case Classification, Fiscal Years 2019-23.



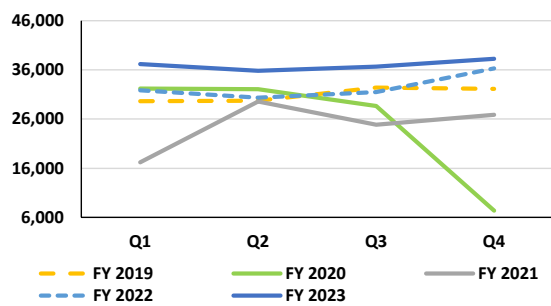
Justice Court Criminal Cases Filed by Quarter.



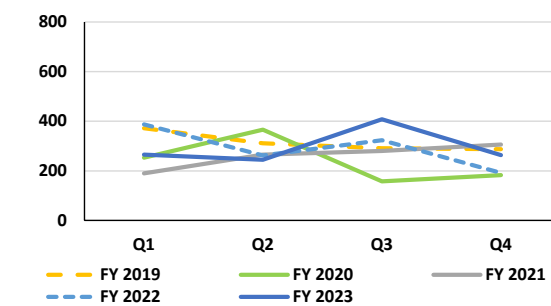
Municipal Court Criminal Cases Filed by Quarter.



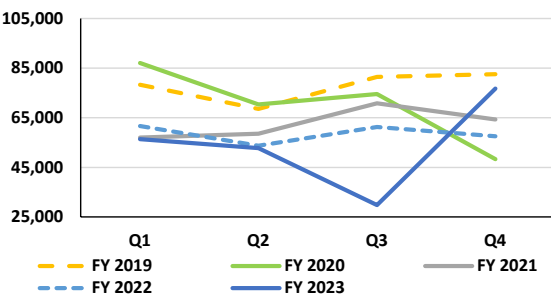
Justice Court Civil Cases Filed by Quarter.



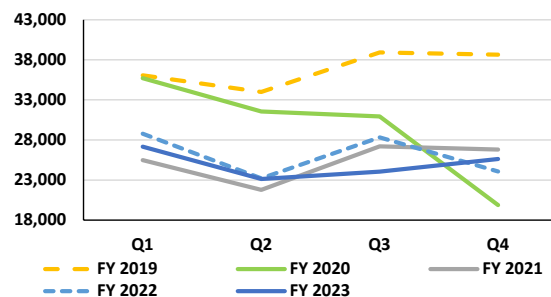
Municipal Court Civil Cases Filed by Quarter.



Justice Court Adult Traffic Cases Filed by Quarter.*



Municipal Court Adult Traffic Cases Filed by Quarter.*



*Excludes juvenile traffic cases filed in justice courts.

*Excludes juvenile traffic cases filed in municipal courts.

^a Totals reflect aggregate information from the Nevada Trial Courts. Information contained herein may reflect non-standard reporting. See Tables B1-B9 from the respective fiscal years' Annual Report Appendices for greater detailed statistics and clarifying footnotes. Adult traffic cases include parking cases.

Source: Uniform System for Judicial Records, Nevada AOC, Research and Statistics Unit.

Table A1. Summary of District Court Criminal and Civil Cases, Fiscal Years 2022-23.^a
 (See Table A3 for Juvenile Traffic.)

Court	Criminal (Non-Traffic) Cases ^b						Civil Cases					
	Filed		Disposed		Pending		Filed		Disposed		Pending	
	FY 2022	FY 2023	FY 2022	FY 2023	FY 2023 Active	FY 2023 Inactive	FY 2022	FY 2023	FY 2022	FY 2023	FY 2023 Active	FY 2023 Inactive
First Judicial District												
Carson City District Court	375	475	247	255	129 ^c	- ^d	539	440	515	448	5 ^c	- ^d
Storey County District Court	1	2	0	1	24 ^c	- ^d	34	33	25	14	39 ^c	- ^d
Second Judicial District												
Washoe County District Court	2,268	2,396	1,550	1,615	593	1,123	3,243	3,377	3,094	3,030	1,639	230
Third Judicial District												
Lyon County District Court	253	265	216	194	155	158	333	325	301	294	346	8
Fourth Judicial District												
Elko County District Court	484	485	512	448	175	85	426	501	425	495	280	3
Fifth Judicial District												
Esmeralda County District Court	4	3	1	1	17	11	23	24	6	0	146	61
Nye County District Court	273	357	120	173	506 ^f	79	624	655	402	410	4,031 ^f	68
Sixth Judicial District												
Humboldt County District Court	57	146	59	102	90	100	151	138	138	102	335	4
Seventh Judicial District												
Eureka County District Court	7	5	5	1	5	1	17	24	15	13	23	0
Lincoln County District Court	40	48	44	26	68	1	23	38	15	23	53	0
White Pine County District Court	136	130	113	129	88	58	85	99	101	89	67	1
Eighth Judicial District												
Clark County District Court	12,793	13,268	12,702	13,433	5,792	8,456	24,144	24,583	25,825	23,880	31,355	1,482
Ninth Judicial District												
Douglas County District Court	346	354	254	333	167	111	482	450	477	400	277	9
Tenth Judicial District												
Churchill County District Court	266	327	260	320	66	95	241	267	220	272	61	16
Eleventh Judicial District												
Lander County District Court	17	35	18	16	26	11	56	53	32	15	96	47
Mineral County District Court	44	97	47	81	35	18	51	48	33	18	81	122
Pershing County District Court	28	49	52 ^g	47	30	10	93	154	108	111	137	62
Total	17,392	18,442	16,200	17,175	7,966	10,317	30,565	31,209	31,732	29,614	38,971	2,113

^a Case statistics include cases that may have been reopened. Pending cases reported by the courts as of June 30, 2023.

^b Includes criminal appeals of limited jurisdiction courts. <ISSUE: NOT MENTIONING CIVIL INFRACTIONS SINCE ONLY ELKO DC REPORTED>

^c Estimated from fiscal years 2018-23 new filings less dispositions. Reopened cases not included.

^d Statistic not reported by the court.

^f Active pending cases are over-inclusive.

^g Includes administrative case closures.

Source: Uniform System for Judicial Records, Nevada AOC, Research and Statistics Unit.

Table A2. Summary of District Court Family and Juvenile Cases, Fiscal Years 2022-23.^a
 (See Table A3 for Juvenile Traffic.)

Court	Family Cases						Juvenile (Non-Traffic) Cases					
	Filed		Disposed		Pending		Filed		Disposed		Pending	
	FY 2022	FY 2023	FY 2022	FY 2023	FY 2023 Active	FY 2023 Inactive	FY 2022	FY 2023	FY 2022	FY 2023	FY 2023 Active	FY 2023 Inactive
First Judicial District												
Carson City District Court	1,709	1,462	1,543	1,462	0 ^b	- ^c	276	271	254	224	0 ^b	- ^c
Storey County District Court	29	23	13	15	45 ^b	- ^c	3	0	3	0	0 ^b	- ^c
Second Judicial District												
Washoe County District Court	9,516	10,056	8,056	7,928	2,422	14	1,041 ^{d,r}	1,314 ^d	1,448 ^{f,r}	1,667 ^f	493	291
Third Judicial District												
Lyon County District Court	872 ^g	920 ^g	875	859	334	8	156	222	150	168	149	17
Fourth Judicial District												
Elko County District Court	1,021	981	1,040	1,044	490	4	216	193	177	197	92	29
Fifth Judicial District												
Esmeralda County District Court	4 ^g	1 ^g	2	0	30	8	0	0	1	1	8	0
Nye County District Court	541	596	375	329	4,828 ^h	45	178	165	81	178	479 ^h	30
Sixth Judicial District												
Humboldt County District Court	429	387	358	325	731	1	73	75	53	70	118	5
Seventh Judicial District												
Eureka County District Court	13	10	10	13	9	0	6	5	0	0	10	0
Lincoln County District Court	28	22	18	11	104	12	7	9	6	5	32	0
White Pine County District Court	113	135 ^g	110	118	61	0	133	145	109	149	27	4
Eighth Judicial District												
Clark County District Court	56,560	54,345	54,621	52,622	26,808	5,447	4,337	5,741	9,239 ^{i,j}	6,069	2,960	906
Ninth Judicial District												
Douglas County District Court	813	768	753	744	197	2	139	78	96	85	62	1
Tenth Judicial District												
Churchill County District Court	875	864	907	860	173	63	190	226	160	250	21	14
Eleventh Judicial District												
Lander County District Court	105	79	81	40	127	25	11	23	16	6	43	1
Mineral County District Court	61	50	55	17	97	206	14	22	8	11	100	297
Pershing County District Court	54	62	57	40	78	6	43	27	41	30	25	0
Total	72,743	70,761	68,874	66,427	36,534	5,841	6,823^r	8,516	11,842^r	9,110	4,619	1,595

^a Case statistics include cases that may have been reopened. Pending cases reported by the courts as of June 30, 2023.

^b Estimated from fiscal years 2018-23 new filings less dispositions. Reopened cases not included.

^c Statistic not reported by the court.

^d Reopened (cases) not reported or under-reported.

^f Includes administrative case closures not related to footnote (j).

^g High-risk protection orders not reported or incomplete.

^h Active pending cases are over-reported due in part to an incomplete conversion process to a new CMS.

ⁱ Excludes administrative closures (7,356 Delinquency dispositions) unrelated to the fiscal year filings.

^r Revised from previous publications.

Source: Uniform System for Judicial Records, Nevada AOC, Research and Statistics Unit.

**Table A3. Summary of Juvenile Traffic Cases Filed and Disposed in District Court,
Fiscal Years 2022-23.^a**

Court	Total Cases		Total Charges		Total Disposed	
	FY 2022	FY 2023	FY 2022	FY 2023	FY 2022	FY 2023
First Judicial District						
Carson City District Court	193	154	258	205	128	125
Storey County District Court	2	1	2	2	2	1
Second Judicial District						
Washoe County District Court	1,286 ^b	1,365 ^b	1,879	1,849	1,239	1,298
Third Judicial District						
Lyon County District Court	131	133	159	189	134	131
Fourth Judicial District						
Elko County District Court	174	139	209	156	147	227 ^c
Fifth Judicial District						
Esmeralda County District Court	1	7	1	9	5	1
Nye County District Court	54	70	68	81	53	111 ^c
Sixth Judicial District						
Humboldt County District Court	84	74	102	88	68	97 ^c
Seventh Judicial District						
Eureka County District Court	(d)	(d)	(d)	(d)	(d)	(d)
Lincoln County District Court	(d)	(d)	(d)	(d)	(d)	(d)
White Pine County District Court	(d)	(d)	(d)	(d)	(d)	(d)
Eighth Judicial District						
Clark County District Court	(d)	(d)	(d)	(d)	(d)	(d)
Ninth Judicial District						
Douglas County District Court	82	110	107	136	81	109
Tenth Judicial District						
Churchill County District Court	72	54	91	74	74	60
Eleventh Judicial District						
Lander County District Court	2	4	3	10	3	6 ^c
Mineral County District Court	10	3	16	4	12	3
Pershing County District Court	2	3	3	3	3	1
Total	2,093	2,117	2,898	2,806	1,949	2,170

^a Table contains juvenile traffic statistics (see appendix table B9). Case statistics include cases that may have been reopened. Civil infraction reporting began January 2023.

^b Reopen cases not reported.

^c Includes administrative case closures.

^d Juvenile traffic violations handled and reported by limited jurisdiction courts.

Source: Uniform System for Judicial Records, Nevada AOC, Research and Statistics Unit.

Table A4. Summary of Justice Court Non-Traffic Cases Filed and Disposed, Fiscal Years 2022-23.^a
(See Table A5 for traffic data.)

Court	Criminal Cases				Civil Cases			
	Filed		Disposed		Filed		Disposed	
	FY 2022	FY 2023	FY 2022	FY 2023	FY 2022	FY 2023	FY 2022	FY 2023
First Judicial District								
Carson City								
Carson City Justice Court ^b	1,974	1,854	1,301	1,433	1,815	2,047	1,861	1,629
Storey County								
Virginia City Justice Court	198	247	199	180	48	61	33	34
Second Judicial District								
Washoe County								
Incline Village Justice Court	195	193	248	209	72	108	84	102
Reno Justice Court	5,985	5,629	6,335	6,332	7,964	9,744	7,657	9,031
Sparks Justice Court	2,987	2,810	3,598 ^c	2,978	3,920	4,368	3,675	4,821
Wadsworth Justice Court	88	78	67	72	14	18	15	11
Third Judicial District								
Lyon County								
Canal Justice Court	467	386	459	405	781	1,004	715	943
Dayton Justice Court	364	431	361	414	563	546	655	522
Walker River Justice Court	341	506	367	462	595	586	699 ^{c,r}	647
Fourth Judicial District								
Elko County								
Carlin Justice Court	67	68	69	65	50	66	49	52
Eastline Justice Court	141	128	119	100	61	101	54	88
Elko Justice Court	1,510	1,321	1,409	1,328	986 ^d	1,109 ^d	1,257 ^c	1,172
Wells Justice Court	106	100	107	100	38	48 ^d	17	35
Fifth Judicial District								
Esmeralda County								
Esmeralda Justice Court	32	32	14	6	13	14	12	14
Nye County								
Beatty Justice Court	79	135	91 ^c	87	41	44 ^d	24	31
Pahrump Justice Court	1,688	1,656	1,228	1,770	962	1,008	1,020	958
Tonopah Justice Court	118	173	110	132	112	108	105	107
Sixth Judicial District								
Humboldt County								
Union Justice Court	427	566	395	569	404	437	378	409
Seventh Judicial District								
Eureka County								
Eureka Justice Court	35	51	32	52	20	38	14	32
Lincoln County								
Meadow Valley Justice Court	105	65	100	53	45 ^d	41	45	29
Pahrnanagat Valley Justice Court	49	41	33	33	14	25	7	28
White Pine County								
Ely Justice Court	323	279	327	312	248	250	204	199
Eighth Judicial District								
Clark County								
Boulder Justice Court	107	121	113	104	273	275	249	298
Bunkerville Justice Court	21	15	15	64 ^c	0	9	0	4
Goodsprings Justice Court	393	315	461 ^c	595 ^c	50	42	33	35
Henderson Justice Court	1,645	1,956	1,943	1,856	9,552	11,439	8,938	10,665
Las Vegas Justice Court	40,637	45,438	42,627	38,161	89,294	99,664	85,260	98,121
Laughlin Justice Court	387	493	385	658 ^c	239	367	243	420 ^c
Mesquite Justice Court	190	215	285 ^c	239	192	276	225 ^c	272
Moapa Justice Court	72	77	119 ^c	73	20	9	16	4
Moapa Valley Justice Court	104	119	131 ^c	126	71	62	60	61
North Las Vegas Justice Court	2,098	2,548	2,511 ^c	2,422	9,753	12,116	6,969	9,490
Searchlight Justice Court	120	78	97	118 ^c	33	19	30	15
Ninth Judicial District								
Douglas County								
East Fork Justice Court	1,035	893	940	642	440	536	484	360
Tahoe Justice Court	437	534	554 ^c	451	89	67	130 ^c	36
Tenth Judicial District								
Churchill County								
New River Justice Court	726	744	755	792	828	864	803	691
Eleventh Judicial District								
Lander County								
Argenta Justice Court	132	160	157 ^c	139	115	118	106	94
Austin Justice Court	8	8	108 ^c	109 ^c	6	11	4	9
Mineral County								
Hawthorne Justice Court	342	225	140	42	134	96	587 ^c	75
Pershing County								
Lake Justice Court	172	266	210 ^c	186	119	143	133	147
Total	65,905	70,954	68,520	63,869	129,974	147,884	122,850^r	141,691

^a Case statistics include cases that may have been reopened.

^b Carson City is a consolidated municipality and the justice court includes municipal court information. Statistics are reported in the Justice Court tables only.

^c Includes administrative case closures.

^d High-risk protection orders not reported or incomplete.

^r Revised from previous publications.

Source: Uniform System for Judicial Records, Nevada AOC, Research and Statistics Unit.

Table A5. Summary of Justice Court Traffic, Parking, and Infraction Cases Filed and Disposed, Fiscal Years 2022-23.^a

Court	Total Cases		Total Charges		Total Disposed	
	FY 2022	FY 2023	FY 2022	FY 2023	FY 2022	FY 2023
First Judicial District						
Carson City						
Carson City Justice Court ^b	7,099	8,706	9,554	11,034	6,405	8,388
Storey County						
Virginia City Justice Court	1,221	1,945	1,720	2,428	1,149	1,542
Second Judicial District						
Washoe County						
Incline Village Justice Court	1,467	1,262	1,690	1,370	1,580	1,237
Reno Justice Court	14,652	11,034	18,038	13,396	14,114	11,898
Sparks Justice Court	3,183	3,465	4,610	4,583	3,737 ^c	3,497
Wadsworth Justice Court	1,731	2,367	2,197	2,604	1,693	1,888
Third Judicial District						
Lyon County						
Canal Justice Court	470	1,177	730	1,497	454	792
Dayton Justice Court	1,210	1,419	1,584	1,876	1,385	1,267
Walker River Justice Court	1,446	1,239	1,859	1,747	1,487	1,098
Fourth Judicial District						
Elko County						
Carlin Justice Court	689	493	784	596	633	509
Eastline Justice Court	297	284	397	362	200	369 ^c
Elko Justice Court	4,690	3,521	5,463	4,338	4,180	3,588
Wells Justice Court	2,675	2,714	3,017	3,005	2,548	2,468
Fifth Judicial District						
Esmeralda County						
Esmeralda Justice Court	1,459	1,925	1,732	2,109	1,423	2,279 ^c
Nye County						
Beatty Justice Court	970	1,504	1,126	1,758	898	1,354
Pahrump Justice Court	2,276	4,054	2,903	4,909	2,353	3,370
Tonopah Justice Court	1,162	1,899	1,429	2,311	1,170	1,640
Sixth Judicial District						
Humboldt County						
Union Justice Court	3,629	2,644	4,344	3,061	3,390	2,510
Seventh Judicial District						
Eureka County						
Eureka Justice Court	538	669	587	779	465	1,061 ^c
Lincoln County						
Meadow Valley Justice Court	1,072	636	1,146	695	1,040	628
Pahrnanagat Valley Justice Court	2,832	1,959	3,034	2,154	2,653	2,049 ^c
White Pine County						
Ely Justice Court	1,443	1,214	1,630	1,354	1,380	1,054
Eighth Judicial District						
Clark County						
Boulder Justice Court	1,498	1,158	1,694	1,277	1,580	1,798 ^c
Bunkerville Justice Court	1,267	647	1,444	711	1,153	1,778 ^c
Goodsprings Justice Court	6,202	7,149	7,364	8,044	8,803 ^c	16,545 ^c
Henderson Justice Court	2,713	2,581	3,569	3,310	3,017	2,306
Las Vegas Justice Court	143,822 ^d	126,613 ^d	182,146	126,613 ^f	44,716 ^{g,i}	49,286 ^e
Laughlin Justice Court	4,855	4,308	5,666	4,862	7,375 ^c	4,301 ^c
Mesquite Justice Court	6	3	15	12	3	6 ^c
Moapa Justice Court	1,576	1,460	1,870	1,698	2,583 ^c	1,561
Moapa Valley Justice Court	1,033	1,283	1,176	1,428	1,205 ^c	1,234
North Las Vegas Justice Court	606	568	1,096	1,121	626	737 ^c
Searchlight Justice Court	4,763	4,354	5,313	4,741	5,757	6,201 ^c
Ninth Judicial District						
Douglas County						
East Fork Justice Court	2,490	3,047	3,291	3,828	2,356	2,596
Tahoe Justice Court	1,203	1,335	1,515	1,590	1,130	1,218
Tenth Judicial District						
Churchill County						
New River Justice Court	3,774	2,992	4,680	3,795	3,725	2,758
Eleventh Judicial District						
Lander County						
Argenta Justice Court	186	640	225	733	278 ^c	513
Austin Justice Court	756	594	847	697	794	445
Mineral County						
Hawthorne Justice Court	2,690	1,493	3,159	1,793	2,265	766
Pershing County						
Lake Justice Court	376	266	439	350	475 ^c	225
Total	236,027	216,621	295,083	234,569	142,178	148,760

^a Table contains adult traffic and parking statistics (see table B5-1). Information may include cases that may have been reopened or juvenile traffic statistics (see table B9). Civil Infraction reporting began January 2023.

^b Carson City is a consolidated municipality and the justice court includes municipal court information. Statistics are reported in the Justice Court tables only.

^c Includes administrative case closures.

^d Reopened (cases) not reported or under-reported.

^e Estimated.

^f Charges not reported; the reported magnitude is the number of reported cases.

^g Excludes 171,461 administrative closures unrelated to the fiscal year filings.

ⁱ Incomplete.

Source: Uniform System for Judicial Records, Nevada AOC, Research and Statistics Unit.

Table A6. Summary of Municipal Court Non-Traffic Cases Filed and Disposed, Fiscal Years 2022-23.^a
 (See Table A7 for traffic data.)

Court	Criminal Cases				Civil Cases			
	Filed		Disposed		Filed		Disposed	
	FY 2022	FY 2023	FY 2022	FY 2023	FY 2022	FY 2023	FY 2022	FY 2023
First Judicial District								
Carson City Municipal Court	(b)	(b)	(b)	(b)	(b)	(b)	(b)	(b)
Second Judicial District								
Reno Municipal Court	5,657	5,560	5,877	5,437	60	40	74	42
Sparks Municipal Court	1,576 ^c	1,510 ^c	1,788	1,639	16	8	11	7
Third Judicial District								
Fernley Municipal Court	304	269	320	260	2	1	0	1
Yerington Municipal Court	82	79	102	50	0	1	0	0
Fourth Judicial District								
Carlin Municipal Court	37	42	35	30	0	0	0	0
Elko Municipal Court	220	200	258 ^d	206	4	1	1	0
Wells Municipal Court	5	4	10	3	0	0	0	0
West Wendover Municipal Court	110	110	85	80	0	0	0	0
Seventh Judicial District								
Caliente Municipal Court	0	5	0	0	0	0	0	0
Ely Municipal Court	150	149	156	141	0	0	0	0
Eighth Judicial District								
Boulder Municipal Court	392	404	383	424	2	1	2	1
Henderson Municipal Court	6,381	5,577	6,202	5,722	92	118	118 ^d	181 ^d
Las Vegas Municipal Court	16,773	18,159 ^f	19,099 ^d	13,573 ^f	840	875	862	828
Mesquite Municipal Court	746	780	641	628	4	5	2	6
North Las Vegas Municipal Court	4,237	4,161	4,420	3,837	143	131	143	131
Tenth Judicial District								
Fallon Municipal Court	254	199	197	257 ^d	1	0	0	0
Total	36,924	37,208	39,573	32,287	1,164	1,181	1,213	1,197

^a Case statistics include cases that may have been reopened.

^b Carson City is a consolidated municipality and its statistics are reported in the justice court tables.

^c Reopened (cases) under-reported.

^d Includes administrative case closures.

^f Criminal statistics include estimates for the last quarter of fiscal year 2023, due to configuration issues with a new case management system.

Source: Uniform System for Judicial Records, Nevada AOC, Research and Statistics Unit.

Table A7. Summary of Municipal Court Traffic, Parking, and Infraction Cases Filed and Disposed, Fiscal Years 2022-23^a

Court	Total Cases		Total Charges		Total Disposed	
	FY 2022	FY 2023	FY 2022	FY 2023	FY 2022	FY 2023
First Judicial District						
Carson City Municipal Court	(b)	(b)	(b)	(b)	(b)	(b)
Second Judicial District						
Reno Municipal Court	13,607	10,763	16,977	13,296	13,268	10,281
Sparks Municipal Court	4,038 ^c	4,855 ^c	6,305	6,881	4,184	4,216
Third Judicial District						
Fernley Municipal Court	2,251	1,717	2,955	2,331	2,250	1,632
Yerington Municipal Court	50	204	66	253	46	151
Fourth Judicial District						
Carlin Municipal Court	31	69	33	91	35	35
Elko Municipal Court	214	157	263	198	202	168
Wells Municipal Court	21	185	23	200	17	145
West Wendover Municipal Court	298	477	328	546	255	674 ^d
Seventh Judicial District						
Caliente Municipal Court	0	0	0	0	0	0
Ely Municipal Court	311	306	433	386	318	303
Eighth Judicial District						
Boulder Municipal Court	1,427	1,102	1,977	1,670	1,613 ^d	1,708 ^d
Henderson Municipal Court	20,481	16,665	20,764	16,621	17,418	14,300
Las Vegas Municipal Court	44,235	44,091 ^f	56,817	55,508 ^f	42,320	38,166 ^f
Mesquite Municipal Court	1,245	1,224	2,872	1,597	1,191	1,071
North Las Vegas Municipal Court	16,205	18,140	25,781	26,299	15,508	16,825
Tenth Judicial District						
Fallon Municipal Court	348	344	483	449	306	375
Total	104,762	100,299	136,077	126,326	98,931	90,050

^a Table contains adult traffic and parking statistics (see table B7-1). Information may include cases that may have been reopened or juvenile traffic statistics (see table B9). Civil Infraction reporting began January 2023.

^b Carson City is a consolidated municipality and its statistics are reported in the justice court tables.

^c Reopened (cases) under-reported.

^d Includes administrative case closures.

^f Traffic statistics include estimates for the last quarter of fiscal year 2023, due to configuration issues with a new case management system.

Source: Uniform System for Judicial Records, Nevada AOC, Research and Statistics Unit.

Table B1-1. Criminal Caseload Processed by District Courts in Nevada, Fiscal Year 2023.

District Court, Criminal Caseload, Aggregate (1 of 2)			Felony, Total	Gross Misdemeanor, Total	Criminal Appeal from LJ Courts	Totals	
Totals^a	Nevada District Courts	New Filings (cases)	10,251	1,841	97	12,189	
		Reopened (cases)	5,595	656	2	6,253	
		Charges	17,440	2,562	0	20,002	
		Grand Total Dispositions	14,669	2,432	74	17,175	
		Total Non-Trial Dispositions	14,497	2,423	74	16,994	
		Total Bench Trial Dispositions	9	0	0	9	
		Total Jury Trial Dispositions	163	9	0	172	
1st Judicial District	Carson City District Court	New Filings (cases)	227	66	7	300	
		Reopened (cases)	133	42	0	175	
		Charges	286	78	0	364	
		Grand Total Dispositions	198	57	0	255	
		Total Non-Trial Dispositions	197	57	0	254	
		Total Bench Trial Dispositions	0	0	0	0	
			Total Jury Trial Dispositions	1	0	0	1
	Storey County District Court	New Filings (cases)	0	0	1	1	
		Reopened (cases)	1	0	0	1	
		Charges	0	0	0	0	
		Grand Total Dispositions	0	1	0	1	
		Total Non-Trial Dispositions	0	1	0	1	
Total Bench Trial Dispositions		0	0	0	0		
		Total Jury Trial Dispositions	0	0	0	0	
2nd Judicial District	Washoe County District Court	New Filings (cases)	1,612	216	15	1,843	
		Reopened (cases)	507	46	0	553	
		Charges	2,525	351	0	2,876	
		Grand Total Dispositions	1,396	219	0	1,615	
		Total Non-Trial Dispositions	1,334	216	0	1,550	
		Total Bench Trial Dispositions	0	0	0	0	
		Total Jury Trial Dispositions	62	3	0	65	
3rd Judicial District	Lyon County District Court	New Filings (cases)	174	27	0	201	
		Reopened (cases)	56	8	0	64	
		Charges	229	37	0	266	
		Grand Total Dispositions	166	28	0	194	
		Total Non-Trial Dispositions	162	28	0	190	
		Total Bench Trial Dispositions	0	0	0	0	
		Total Jury Trial Dispositions	4	0	0	4	
4th Judicial District	Elko County District Court	New Filings (cases)	254	72	12^b	338	
		Reopened (cases)	103	43	1	147	
		Charges	537	121	0	658	
		Grand Total Dispositions	320	117	11	448	
		Total Non-Trial Dispositions	312	117	11	440	
		Total Bench Trial Dispositions	2	0	0	2	
		Total Jury Trial Dispositions	6	0	0	6	
5th Judicial District	Esmeralda County District Court	New Filings (cases)	3	0	0	3	
		Reopened (cases)	0	0	0	0	
		Charges	8	0	0	8	
		Grand Total Dispositions	1	0	0	1	
		Total Non-Trial Dispositions	0	0	0	0	
		Total Bench Trial Dispositions	0	0	0	0	
			Total Jury Trial Dispositions	1	0	0	1
	Nye County District Court	New Filings (cases)	260	55	0	315	
		Reopened (cases)	34	8	0	42	
		Charges	292	57	0	349	
		Grand Total Dispositions	141	32	0	173	
		Total Non-Trial Dispositions	140	32	0	172	
Total Bench Trial Dispositions		0	0	0	0		
		Total Jury Trial Dispositions	1	0	0	1	
6th Judicial District	Humboldt County District Court	New Filings (cases)	127	10	4	141	
		Reopened (cases)	5	0	0	5	
		Charges	269	11	0	280	
		Grand Total Dispositions	84	12	6	102	
		Total Non-Trial Dispositions	82	10	6	98	
		Total Bench Trial Dispositions	0	0	0	0	
		Total Jury Trial Dispositions	2	2	0	4	

^a Totals reflect aggregate information from the Nevada District Courts. Information contained herein may reflect non-standard reporting and is noted by subsequent footnotes. Case types determined by the USJR charge hierarchy defined in the Nevada Courts Statistical Reporting Dictionary.

^b Includes Civil Infraction Appeal cases.

Source: Uniform System for Judicial Records, Nevada AOC, Research and Statistics Unit.

Table B1-1. Criminal Caseload Processed by District Courts in Nevada, Fiscal Year 2023.

District Court, Criminal Caseload, Aggregate (2 of 2)				Felony, Total	Gross Misdemeanor, Total	Criminal Appeal from LJ Courts	Totals
7th Judicial District	Eureka County District Court	New Filings (cases)	4	1	0	5	
		Reopened (cases)	0	0	0	0	
		Charges	8	2	0	10	
		Grand Total Dispositions	0	1	0	1	
		Total Non-Trial Dispositions	0	1	0	0	
		Total Bench Trial Dispositions	0	0	0	0	
	Lincoln County District Court	New Filings (cases)	37	3	1	41	
		Reopened (cases)	6	1	0	7	
		Charges	71	3	0	74	
		Grand Total Dispositions	21	5	0	26	
		Total Non-Trial Dispositions	20	5	0	25	
		Total Bench Trial Dispositions	0	0	0	0	
White Pine County District Court	New Filings (cases)	97	9	1	107		
	Reopened (cases)	23	0	0	23		
	Charges	184	13	0	197		
	Grand Total Dispositions	126	2	1	129		
	Total Non-Trial Dispositions	124	2	1	127		
	Total Bench Trial Dispositions	0	0	0	0		
8th Judicial District	Clark County District Court	New Filings (cases)	6,966	1,285	50	8,301	
		Reopened (cases)	4,490	476	1	4,967	
		Charges	12,392	1,755	0	14,147	
		Grand Total Dispositions	11,554	1,836	43	13,433	
		Total Non-Trial Dispositions	11,473	1,836	43	13,352	
		Total Bench Trial Dispositions	6	0	0	6	
	Douglas County District Court	New Filings (cases)	189	27	2	218	
		Reopened (cases)	121	15	0	136	
		Charges	270	43	0	313	
		Grand Total Dispositions	285	43	5	333	
		Total Non-Trial Dispositions	278	39	5	322	
		Total Bench Trial Dispositions	1	0	0	1	
10th Judicial District	Churchill County District Court	New Filings (cases)	173	50	1	224	
		Reopened (cases)	90	13	0	103	
		Charges	214	59	0	273	
		Grand Total Dispositions	263	56	1	320	
		Total Non-Trial Dispositions	263	56	1	320	
		Total Bench Trial Dispositions	0	0	0	0	
11th Judicial District	Lander County District Court	New Filings (cases)	19	5	0	24	
		Reopened (cases)	9	2	0	11	
		Charges	22	6	0	28	
		Grand Total Dispositions	13	3	0	16	
		Total Non-Trial Dispositions	13	3	0	16	
		Total Bench Trial Dispositions	0	0	0	0	
	Mineral County District Court	New Filings (cases)	71	12	3	86	
		Reopened (cases)	10	1	0	11	
		Charges	84	22	0	106	
		Grand Total Dispositions	66	12	3	81	
		Total Non-Trial Dispositions	66	12	3	81	
		Total Bench Trial Dispositions	0	0	0	0	
Pershing County District Court	New Filings (cases)	38	3	0	41		
	Reopened (cases)	7	1	0	8		
	Charges	49	4	0	53		
	Grand Total Dispositions	35	8	4	47		
	Total Non-Trial Dispositions	33	8	4	45		
	Total Bench Trial Dispositions	0	0	0	0		
Total Jury Trial Dispositions	2	0	0	2			

Source: Uniform System for Judicial Records, Nevada AOC, Research and Statistics Unit.

Table B1-2. Criminal Caseload Processed by District Courts in Nevada, Fiscal Year 2023.

District Court, Criminal Caseload, Felony (1 of 3)			Crimes Against Persons, Felony	Domestic Violence, Felony	Older/Vulnerable Persons Abuse, Felony	Child Abuse & Neglect, Felony	Protection Order Violation, Felony	Crimes Against Property, Felony	Drugs, Felony	Weapons, Felony	Public Order, Felony	Motor Vehicle - DUI, Felony	Motor Vehicle - Reckless, Felony	Motor Vehicle - Other, Felony	Other, Felony	
Totals^a	Nevada District Courts	New Filings (cases)	2,982	218	37	203	15	3,357	1,312	1,168	147	373	118	152	169	
		Reopened (cases)	1,750	56	22	103	8	2,168	629	611	71	29	28	43	77	
		Charges	5,432	388	77	490	21	5,693	1,993	2,040	187	436	176	262	245	
		Grand Total Dispositions	4,583	239	53	293	17	5,209	1,640	1,629	199	297	182	130	198	
		Total Non-Trial Dispositions	4,478	233	52	285	15	5,190	1,628	1,622	197	293	180	127	197	
		Total Bench Trial Dispositions	6	0	0	0	0	3	0	0	0	0	0	0	0	
		Total Jury Trial Dispositions	99	6	1	8	2	16	12	7	2	4	2	3	1	
1st Judicial District	Carson City District Court	New Filings (cases)	52	3	1	5	3	68	59	9	0	13	1	6	7	
		Reopened (cases)	25	3	1	7	1	35	36	10	0	1	1	6	7	
		Charges	67	5	1	10	3	81	69	20	0	13	1	8	8	
		Grand Total Dispositions	51	3	1	5	1	57	52	11	0	4	2	6	5	
		Total Non-Trial Dispositions	50	3	1	5	1	57	52	11	0	4	2	6	5	
		Total Bench Trial Dispositions	0	0	0	0	0	0	0	0	0	0	0	0	0	
		Total Jury Trial Dispositions	1	0	0	0	0	0	0	0	0	0	0	0	0	
	Storey County District Court	New Filings (cases)	0	0	0	0	0	0	0	0	0	0	0	0	0	0
		Reopened (cases)	0	0	0	0	0	0	1	0	0	0	0	0	0	
		Charges	0	0	0	0	0	0	0	0	0	0	0	0	0	
		Grand Total Dispositions	0	0	0	0	0	0	0	0	0	0	0	0	0	
		Total Non-Trial Dispositions	0	0	0	0	0	0	0	0	0	0	0	0	0	
		Total Bench Trial Dispositions	0	0	0	0	0	0	0	0	0	0	0	0	0	
		Total Jury Trial Dispositions	0	0	0	0	0	0	0	0	0	0	0	0	0	
2nd Judicial District	Washoe County District Court	New Filings (cases)	415	50	1	29	2	468	281	126	15	109	12	47	57	
		Reopened (cases)	113	3	0	6	1	206	98	34	7	7	0	10	22	
		Charges	770	76	1	52	3	623	406	263	28	122	18	74	89	
		Grand Total Dispositions	320	39	0	28	3	488	240	99	11	84	9	27	48	
		Total Non-Trial Dispositions	289	34	0	23	3	478	237	97	10	81	9	25	48	
		Total Bench Trial Dispositions	0	0	0	0	0	0	0	0	0	0	0	0	0	
		Total Jury Trial Dispositions	31	5	0	5	0	10	3	2	1	3	0	2	0	
3rd Judicial District	Lyon County District Court	New Filings (cases)	29	1	2	2	1	46	58	11	0	6	0	16	2	
		Reopened (cases)	15	0	0	0	1	22	7	7	0	1	1	1	1	
		Charges	45	2	2	2	2	63	72	14	1	7	0	17	2	
		Grand Total Dispositions	34	1	0	2	3	54	35	23	0	6	1	5	2	
		Total Non-Trial Dispositions	33	1	0	2	2	53	35	22	0	6	1	5	2	
		Total Bench Trial Dispositions	0	0	0	0	0	0	0	0	0	0	0	0	0	
		Total Jury Trial Dispositions	1	0	0	0	1	1	0	1	0	0	0	0	0	
4th Judicial District	Elko County District Court	New Filings (cases)	30	8	2	6	0	81	95	16	0	9	1	3	3	
		Reopened (cases)	8	0	0	0	1	42	45	4	1	0	0	1	1	
		Charges	76	19	2	29	0	165	145	74	0	14	2	7	4	
		Grand Total Dispositions	43	5	3	2	1	119	119	14	1	6	0	4	3	
		Total Non-Trial Dispositions	38	4	3	2	1	119	118	13	1	6	0	4	3	
Total Bench Trial Dispositions	2	0	0	0	0	0	0	0	0	0	0	0	0			
Total Jury Trial Dispositions	3	1	0	0	0	0	1	1	0	0	0	0	0			

^a Totals reflect aggregate information from the Nevada District Courts. Information contained herein may reflect non-standard reporting and is noted by subsequent footnotes. Case types determined by the USJR charge hierarchy defined in the Nevada Courts Statistical Reporting Dictionary.

Source: Uniform System for Judicial Records, Nevada AOC, Research and Statistics Unit.

Table B1-2. Criminal Caseload Processed by District Courts in Nevada, Fiscal Year 2023.

District Court, Criminal Caseload, Felony (2 of 3)			Crimes Against Persons, Felony	Domestic Violence, Felony	Older/Vulnerable Persons Abuse, Felony	Child Abuse & Neglect, Felony	Protection Order Violation, Felony	Crimes Against Property, Felony	Drugs, Felony	Weapons, Felony	Public Order, Felony	Motor Vehicle - DUI, Felony	Motor Vehicle - Reckless, Felony	Motor Vehicle - Other, Felony	Other, Felony
5th Judicial District	Esmeralda County District Court	New Filings (cases)	2	0	0	1	0	0	0	0	0	0	0	0	0
		Reopened (cases)	0	0	0	0	0	0	0	0	0	0	0	0	0
		Charges	7	0	0	1	0	0	0	0	0	0	0	0	0
		Grand Total Dispositions	0	0	0	1	0	0	0	0	0	0	0	0	0
		Total Non-Trial Dispositions	0	0	0	0	0	0	0	0	0	0	0	0	0
		Total Bench Trial Dispositions	0	0	0	0	0	0	0	0	0	0	0	0	0
	Total Jury Trial Dispositions	0	0	0	1	0	0	0	0	0	0	0	0	0	
	Nye County District Court	New Filings (cases)	75	5	1	3	1	86	48	16	0	3	1	7	14
		Reopened (cases)	6	1	1	0	0	8	13	4	0	1	0	0	0
		Charges	90	5	1	3	1	86	47	16	0	17	2	9	15
		Grand Total Dispositions	36	3	1	1	0	41	43	6	1	3	0	2	4
		Total Non-Trial Dispositions	36	3	1	1	0	41	42	6	1	3	0	2	4
Total Bench Trial Dispositions		0	0	0	0	0	0	0	0	0	0	0	0	0	
Total Jury Trial Dispositions	0	0	0	0	0	0	1	0	0	0	0	0	0		
6th Judicial District	Humboldt County District Court	New Filings (cases)	30	0	0	0	1	46	46	1	2	1	0	0	0
		Reopened (cases)	1	0	0	0	0	2	2	0	0	0	0	0	0
		Charges	56	0	0	0	1	138	67	4	2	1	0	0	0
		Grand Total Dispositions	23	0	0	0	0	33	24	0	2	2	0	0	0
		Total Non-Trial Dispositions	22	0	0	0	0	33	23	0	2	2	0	0	0
		Total Bench Trial Dispositions	0	0	0	0	0	0	0	0	0	0	0	0	0
Total Jury Trial Dispositions	1	0	0	0	0	0	1	0	0	0	0	0	0		
7th Judicial District	Eureka County District Court	New Filings (cases)	1	1	0	0	0	0	1	0	0	1	0	0	0
		Reopened (cases)	0	0	0	0	0	0	0	0	0	0	0	0	0
		Charges	3	1	0	0	0	0	2	0	0	2	0	0	0
		Grand Total Dispositions	0	0	0	0	0	0	0	0	0	0	0	0	0
		Total Non-Trial Dispositions	0	0	0	0	0	0	0	0	0	0	0	0	0
		Total Bench Trial Dispositions	0	0	0	0	0	0	0	0	0	0	0	0	0
	Total Jury Trial Dispositions	0	0	0	0	0	0	0	0	0	0	0	0	0	
	Lincoln County District Court	New Filings (cases)	4	1	0	2	0	11	15	0	0	1	0	0	3
		Reopened (cases)	3	0	0	0	0	1	2	0	0	0	0	0	0
		Charges	8	2	0	2	0	28	27	0	0	1	0	0	3
		Grand Total Dispositions	6	0	0	1	0	3	3	0	0	0	1	0	7
		Total Non-Trial Dispositions	6	0	0	1	0	3	3	0	0	0	1	0	6
Total Bench Trial Dispositions		0	0	0	0	0	0	0	0	0	0	0	0	0	
Total Jury Trial Dispositions	0	0	0	0	0	0	0	0	0	0	0	0	1		
White Pine County District Court	New Filings (cases)	17	2	0	8	0	13	41	7	0	3	1	1	4	
	Reopened (cases)	6	0	0	1	0	3	6	3	0	0	1	0	3	
	Charges	37	5	0	19	0	29	71	12	0	3	2	2	4	
	Grand Total Dispositions	26	3	0	8	0	17	43	18	0	3	1	0	7	
	Total Non-Trial Dispositions	26	3	0	8	0	17	43	16	0	3	1	0	7	
	Total Bench Trial Dispositions	0	0	0	0	0	0	0	0	0	0	0	0	0	
Total Jury Trial Dispositions	0	0	0	0	0	0	0	2	0	0	0	0	0		

Source: Uniform System for Judicial Records, Nevada AOC, Research and Statistics Unit.

Table B1-2. Criminal Caseload Processed by District Courts in Nevada, Fiscal Year 2023.

District Court, Criminal Caseload, Felony (3 of 3)				Crimes Against Persons, Felony	Domestic Violence, Felony	Older/Vulnerable Persons Abuse, Felony	Child Abuse & Neglect, Felony	Protection Order Violation, Felony	Crimes Against Property, Felony	Drugs, Felony	Weapons, Felony	Public Order, Felony	Motor Vehicle - DUI, Felony	Motor Vehicle - Reckless, Felony	Motor Vehicle - Other, Felony	Other, Felony
				Crimes Against Persons, Felony	Domestic Violence, Felony	Older/Vulnerable Persons Abuse, Felony	Child Abuse & Neglect, Felony	Protection Order Violation, Felony	Crimes Against Property, Felony	Drugs, Felony	Weapons, Felony	Public Order, Felony	Motor Vehicle - DUI, Felony	Motor Vehicle - Reckless, Felony	Motor Vehicle - Other, Felony	Other, Felony
8th Judicial District	Clark County District Court	New Filings (cases)	2,240	137	28	135	6	2,427	472	964	126	203	99	66	63	
		Reopened (cases)	1,530	49	18	88	4	1,786	315	543	62	19	23	23	30	
		Charges	4,166	259	67	352	10	4,350	825	1,609	148	226	145	136	99	
		Grand Total Dispositions	3,923	176	44	235	8	4,246	808	1,440	178	161	163	76	96	
		Total Non-Trial Dispositions	3,860	176	43	233	8	4,241	803	1,440	177	160	161	75	96	
		Total Bench Trial Dispositions	4	0	0	0	0	2	0	0	0	0	0	0	0	
		Total Jury Trial Dispositions	59	0	1	2	0	3	5	0	1	1	2	1	0	
9th Judicial District	Douglas County District Court	New Filings (cases)	25	4	2	6	1	56	65	10	3	11	1	2	3	
		Reopened (cases)	20	0	0	0	0	32	60	4	0	0	2	0	3	
		Charges	29	5	3	11	1	59	114	16	5	17	2	4	4	
		Grand Total Dispositions	37	2	2	4	1	79	115	11	3	15	4	5	7	
		Total Non-Trial Dispositions	36	2	2	4	0	76	114	10	3	15	4	5	7	
		Total Bench Trial Dispositions	0	0	0	0	0	1	0	0	0	0	0	0	0	
		Total Jury Trial Dispositions	1	0	0	0	1	2	1	1	0	0	0	0		
10th Judicial District	Churchill County District Court	New Filings (cases)	37	3	0	1	0	21	87	2	1	9	0	2	10	
		Reopened (cases)	19	0	1	0	0	24	33	2	1	0	0	1	9	
		Charges	50	6	0	1	0	32	93	4	2	9	0	3	14	
		Grand Total Dispositions	59	3	1	2	0	47	112	5	3	11	0	3	17	
		Total Non-Trial Dispositions	59	3	1	2	0	47	112	5	3	11	0	3	17	
		Total Bench Trial Dispositions	0	0	0	0	0	0	0	0	0	0	0	0	0	
		Total Jury Trial Dispositions	0	0	0	0	0	0	0	0	0	0	0			
11th Judicial District	Lander County District Court	New Filings (cases)	2	0	0	2	0	3	9	1	0	1	0	1	0	
		Reopened (cases)	1	0	0	1	0	1	5	0	0	0	0	1	0	
		Charges	2	0	0	4	0	3	9	1	1	1	0	1	0	
		Grand Total Dispositions	2	0	0	2	0	1	7	0	0	0	0	1	0	
		Total Non-Trial Dispositions	2	0	0	2	0	1	7	0	0	0	0	1	0	
		Total Bench Trial Dispositions	0	0	0	0	0	0	0	0	0	0	0	0	0	
			Total Jury Trial Dispositions	0	0	0	0	0	0	0	0	0	0	0		
	Mineral County District Court	New Filings (cases)	15	3	0	0	0	21	24	2	0	1	2	1	2	
		Reopened (cases)	2	0	0	0	0	3	5	0	0	0	0	0	0	
		Charges	15	3	0	0	0	24	30	4	0	1	4	1	2	
		Grand Total Dispositions	14	1	0	1	0	16	30	1	0	1	1	0	1	
		Total Non-Trial Dispositions	14	1	0	1	0	16	30	1	0	1	1	0	1	
Total Bench Trial Dispositions		0	0	0	0	0	0	0	0	0	0	0	0	0		
		Total Jury Trial Dispositions	0	0	0	0	0	0	0	0	0	0	0			
Pershing County District Court	New Filings (cases)	8	0	0	3	0	10	11	3	0	2	0	0	1		
	Reopened (cases)	1	0	1	0	0	3	1	0	0	0	0	0	1		
	Charges	11	0	0	4	0	12	16	3	0	2	0	0	1		
	Grand Total Dispositions	9	3	1	1	0	8	9	1	0	1	0	1	1		
	Total Non-Trial Dispositions	7	3	1	1	0	8	9	1	0	1	0	1	1		
	Total Bench Trial Dispositions	0	0	0	0	0	0	0	0	0	0	0	0	0		
		Total Jury Trial Dispositions	2	0	0	0	0	0	0	0	0	0	0			

Source: Uniform System for Judicial Records, Nevada AOC, Research and Statistics Unit.

Table B1-2. Criminal Caseload Processed by District Courts in Nevada, Fiscal Year 2023.

District Court, Criminal Caseload, Gross Misdemeanor (1 of 3)				Crimes Against Persons, Gross Misdemeanor	Domestic Violence, Gross Misdemeanor	Older/Vulnerable Persons Abuse, Gross Misdemeanor	Child Abuse & Neglect, Gross Misdemeanor	Protection Order Violation, Gross Misdemeanor	Crimes Against Property, Gross Misdemeanor	Drugs, Gross Misdemeanor	Weapons, Gross Misdemeanor	Public Order, Gross Misdemeanor	Motor Vehicle - Other, Gross Misdemeanor	Other, Gross Misdemeanor	Criminal Appeal from Limited Jurisdiction Courts
Totals^a	Nevada District Courts	New Filings (cases)	502	8	3	170	14	615	54	190	54	7	224	97	
		Reopened (cases)	139	7	1	88	4	248	38	62	10	1	58	2	
		Charges	731	27	4	202	17	833	91	295	61	7	294	0	
		Grand Total Dispositions	604	16	5	255	20	861	103	221	66	6	275	74	
		Total Non-Trial Dispositions	602	16	5	255	19	858	102	219	66	6	275	74	
		Total Bench Trial Dispositions	0	0	0	0	0	0	0	0	0	0	0	0	0
		Total Jury Trial Dispositions	2	0	0	0	1	3	1	2	0	0	0	0	0
1st Judicial District	Carson City District Court	New Filings (cases)	21	0	1	12	1	19	3	6	0	0	3	7	
		Reopened (cases)	10	0	0	9	1	7	0	10	0	0	5	0	
		Charges	26	0	1	12	1	23	3	7	0	0	5	0	
		Grand Total Dispositions	18	1	0	12	1	11	3	7	1	0	3	0	
		Total Non-Trial Dispositions	18	1	0	12	1	11	3	7	1	0	3	0	
		Total Bench Trial Dispositions	0	0	0	0	0	0	0	0	0	0	0	0	
	Total Jury Trial Dispositions	0	0	0	0	0	0	0	0	0	0	0	0		
	Storey County District Court	New Filings (cases)	0	0	0	0	0	0	0	0	0	0	0	0	1
		Reopened (cases)	0	0	0	0	0	0	0	0	0	0	0	0	0
		Charges	0	0	0	0	0	0	0	0	0	0	0	0	0
		Grand Total Dispositions	1	0	0	0	0	0	0	0	0	0	0	0	0
		Total Non-Trial Dispositions	1	0	0	0	0	0	0	0	0	0	0	0	0
		Total Bench Trial Dispositions	0	0	0	0	0	0	0	0	0	0	0	0	0
	Total Jury Trial Dispositions	0	0	0	0	0	0	0	0	0	0	0	0	0	
2nd Judicial District	Washoe County District Court	New Filings (cases)	68	3	1	20	5	67	9	17	2	0	24	15	
		Reopened (cases)	9	3	0	0	0	24	3	4	1	0	2	0	
		Charges	105	6	1	28	5	88	37	41	3	0	37	0	
		Grand Total Dispositions	56	7	1	13	4	81	23	15	3	0	16	0	
		Total Non-Trial Dispositions	54	7	1	13	4	81	23	14	3	0	16	0	
		Total Bench Trial Dispositions	0	0	0	0	0	0	0	0	0	0	0	0	
Total Jury Trial Dispositions	2	0	0	0	0	0	0	1	0	0	0	0			
3rd Judicial District	Lyon County District Court	New Filings (cases)	5	0	0	2	1	13	0	4	0	2	0	0	
		Reopened (cases)	2	0	0	0	1	4	1	0	0	0	0	0	
		Charges	7	0	0	4	1	16	1	4	0	2	2	0	
		Grand Total Dispositions	2	0	0	2	5	16	2	1	0	0	0	0	
		Total Non-Trial Dispositions	2	0	0	2	5	16	2	1	0	0	0	0	
		Total Bench Trial Dispositions	0	0	0	0	0	0	0	0	0	0	0	0	
Total Jury Trial Dispositions	0	0	0	0	0	0	0	0	0	0	0	0			
4th Judicial District	Elko County District Court	New Filings (cases)	10	0	0	3	0	24	25	4	1	0	5	12^b	
		Reopened (cases)	2	0	0	2	0	4	31	1	0	0	3	1	
		Charges	25	1	0	9	0	38	25	13	1	0	9	0	
		Grand Total Dispositions	10	0	0	3	0	28	58	5	1	1	11	11	
		Total Non-Trial Dispositions	10	0	0	3	0	28	58	5	1	1	11	11	
		Total Bench Trial Dispositions	0	0	0	0	0	0	0	0	0	0	0	0	
Total Jury Trial Dispositions	0	0	0	0	0	0	0	0	0	0	0	0			

^a Totals reflect aggregate information from the Nevada District Courts. Information contained herein may reflect non-standard reporting and is noted by subsequent footnotes. Case types determined by the USJR charge hierarchy defined in the Nevada Courts Statistical Reporting Dictionary.

^b Includes Civil Infraction Appeal cases.

Source: Uniform System for Judicial Records, Nevada AOC, Research and Statistics Unit.

Table B1-2. Criminal Caseload Processed by District Courts in Nevada, Fiscal Year 2023.

District Court, Criminal Caseload, Gross Misdemeanor (2 of 3)			Crimes Against Persons, Gross Misdemeanor	Domestic Violence, Gross Misdemeanor	Older/Vulnerable Persons Abuse, Gross Misdemeanor	Child Abuse & Neglect, Gross Misdemeanor	Protection Order Violation, Gross Misdemeanor	Crimes Against Property, Gross Misdemeanor	Drugs, Gross Misdemeanor	Weapons, Gross Misdemeanor	Public Order, Gross Misdemeanor	Motor Vehicle - Other, Gross Misdemeanor	Other, Gross Misdemeanor	Criminal Appeal from Limited Jurisdiction Courts
5th Judicial District	Esmeralda County District Court	New Filings (cases)	0	0	0	0	0	0	0	0	0	0	0	0
		Reopened (cases)	0	0	0	0	0	0	0	0	0	0	0	0
		Charges	0	0	0	0	0	0	0	0	0	0	0	0
		Grand Total Dispositions	0	0	0	0	0	0	0	0	0	0	0	0
		Total Non-Trial Dispositions	0	0	0	0	0	0	0	0	0	0	0	0
		Total Bench Trial Dispositions	0	0	0	0	0	0	0	0	0	0	0	0
	Total Jury Trial Dispositions	0	0	0	0	0	0	0	0	0	0	0	0	
	Nye County District Court	New Filings (cases)	19	0	0	6	0	15	1	2	1	1	10	0
		Reopened (cases)	2	0	0	3	0	2	0	0	0	1	0	0
		Charges	19	0	0	7	0	15	1	2	1	1	11	0
		Grand Total Dispositions	10	0	1	5	0	9	1	3	0	1	2	0
		Total Non-Trial Dispositions	10	0	1	5	0	9	1	3	0	1	2	0
Total Bench Trial Dispositions		0	0	0	0	0	0	0	0	0	0	0	0	
Total Jury Trial Dispositions	0	0	0	0	0	0	0	0	0	0	0	0		
6th Judicial District	Humboldt County District Court	New Filings (cases)	8	0	0	0	0	2	0	0	0	0	0	4
		Reopened (cases)	0	0	0	0	0	0	0	0	0	0	0	0
		Charges	9	0	0	0	0	2	0	0	0	0	0	0
		Grand Total Dispositions	8	0	0	0	1	3	0	0	0	0	0	6
		Total Non-Trial Dispositions	8	0	0	0	0	2	0	0	0	0	0	6
		Total Bench Trial Dispositions	0	0	0	0	0	0	0	0	0	0	0	0
Total Jury Trial Dispositions	0	0	0	0	1	1	0	0	0	0	0	0		
7th Judicial District	Eureka County District Court	New Filings (cases)	0	1	0	0	0	0	0	0	0	0	0	0
		Reopened (cases)	0	0	0	0	0	0	0	0	0	0	0	0
		Charges	0	2	0	0	0	0	0	0	0	0	0	0
		Grand Total Dispositions	0	0	0	0	0	0	0	0	0	0	1	0
		Total Non-Trial Dispositions	0	0	0	0	0	0	0	0	0	1	0	0
		Total Bench Trial Dispositions	0	0	0	0	0	0	0	0	0	0	0	0
	Total Jury Trial Dispositions	0	0	0	0	0	0	0	0	0	0	0	0	
	Lincoln County District Court	New Filings (cases)	1	0	0	0	0	0	1	0	0	0	0	1
		Reopened (cases)	0	0	0	0	0	0	1	0	0	0	0	0
		Charges	1	0	0	0	0	0	1	0	0	0	1	0
		Grand Total Dispositions	0	0	0	1	0	0	2	0	0	0	2	0
		Total Non-Trial Dispositions	0	0	0	1	0	0	2	0	0	0	2	0
Total Bench Trial Dispositions		0	0	0	0	0	0	0	0	0	0	0	0	
Total Jury Trial Dispositions	0	0	0	0	0	0	0	0	0	0	0	0		
White Pine County District Court	New Filings (cases)	4	0	0	0	1	1	1	1	1	0	0	1	
	Reopened (cases)	0	0	0	0	0	0	0	0	0	0	0	0	
	Charges	7	0	0	0	1	1	2	1	1	0	0	0	
	Grand Total Dispositions	1	0	0	0	0	0	1	0	0	0	0	1	
	Total Non-Trial Dispositions	1	0	0	0	0	0	1	0	0	0	0	1	
	Total Bench Trial Dispositions	0	0	0	0	0	0	0	0	0	0	0	0	
Total Jury Trial Dispositions	0	0	0	0	0	0	0	0	0	0	0	0		

Source: Uniform System for Judicial Records, Nevada AOC, Research and Statistics Unit.

Table B1-2. Criminal Caseload Processed by District Courts in Nevada, Fiscal Year 2023.

District Court, Criminal Caseload, Gross Misdemeanor (3 of 3)				Crimes Against Persons, Gross Misdemeanor	Domestic Violence, Gross Misdemeanor	Older/Vulnerable Persons Abuse, Gross Misdemeanor	Child Abuse & Neglect, Gross Misdemeanor	Protection Order Violation, Gross Misdemeanor	Crimes Against Property, Gross Misdemeanor	Drugs, Gross Misdemeanor	Weapons, Gross Misdemeanor	Public Order, Gross Misdemeanor	Motor Vehicle - Other, Gross Misdemeanor	Other, Gross Misdemeanor	Criminal Appeal from Limited Jurisdiction Courts
8th Judicial District	Clark County	Clark County District Court	New Filings (cases)	335	3	1	110	4	453	7	149	48	4	171	50
			Reopened (cases)	107	4	1	65	1	197	0	46	9	0	46	1
			Charges	491	17	1	125	7	614	7	217	54	4	218	0
			Grand Total Dispositions	469	7	3	201	6	675	5	181	61	3	225	43
			Total Non-Trial Dispositions	469	7	3	201	6	675	5	181	61	3	225	43
			Total Bench Trial Dispositions	0	0	0	0	0	0	0	0	0	0	0	0
			Total Jury Trial Dispositions	0	0	0	0	0	0	0	0	0	0	0	0
9th Judicial District	Douglas County	Douglas County District Court	New Filings (cases)	3	0	0	8	1	5	3	5	0	0	2	2
			Reopened (cases)	0	0	0	7	1	4	1	1	0	0	1	0
			Charges	7	0	0	8	1	13	5	7	0	0	2	0
			Grand Total Dispositions	3	0	0	9	2	13	5	6	0	0	5	5
			Total Non-Trial Dispositions	3	0	0	9	2	11	4	5	0	0	5	5
			Total Bench Trial Dispositions	0	0	0	0	0	0	0	0	0	0	0	0
			Total Jury Trial Dispositions	0	0	0	0	0	2	1	1	0	0	0	0
10th Judicial District	Churchill County	Churchill County District Court	New Filings (cases)	19	1	0	8	1	10	3	1	1	0	6	1
			Reopened (cases)	4	0	0	2	0	6	0	0	0	1	0	
			Charges	23	1	0	8	1	12	5	1	1	0	7	0
			Grand Total Dispositions	19	1	0	8	1	19	1	1	0	0	6	1
			Total Non-Trial Dispositions	19	1	0	8	1	19	1	1	0	0	6	1
			Total Bench Trial Dispositions	0	0	0	0	0	0	0	0	0	0	0	0
			Total Jury Trial Dispositions	0	0	0	0	0	0	0	0	0	0	0	0
11th Judicial District	Lander County	Lander County District Court	New Filings (cases)	2	0	0	0	0	2	0	1	0	0	0	0
			Reopened (cases)	2	0	0	0	0	0	0	0	0	0	0	
			Charges	2	0	0	0	0	2	0	2	0	0	0	
			Grand Total Dispositions	1	0	0	0	0	0	1	1	0	0	0	
			Total Non-Trial Dispositions	1	0	0	0	0	0	1	1	0	0	0	
	Total Bench Trial Dispositions	0	0	0	0	0	0	0	0	0	0	0			
	Total Jury Trial Dispositions	0	0	0	0	0	0	0	0	0	0	0			
	Mineral County	Mineral County District Court	New Filings (cases)	4	0	0	1	0	4	1	0	0	0	2	3
			Reopened (cases)	0	0	0	0	0	0	1	0	0	0	0	
			Charges	6	0	1	1	0	8	4	0	0	0	2	
			Grand Total Dispositions	2	0	0	1	0	5	1	0	0	0	3	
			Total Non-Trial Dispositions	2	0	0	1	0	5	1	0	0	0	3	
	Total Bench Trial Dispositions	0	0	0	0	0	0	0	0	0	0	0			
Total Jury Trial Dispositions	0	0	0	0	0	0	0	0	0	0	0				
Pershing County	Pershing County District Court	New Filings (cases)	3	0	0	0	0	0	0	0	0	0	0	0	
		Reopened (cases)	1	0	0	0	0	0	0	0	0	0	0		
		Charges	3	0	0	0	0	1	0	0	0	0	0		
Grand Total Dispositions	4	0	0	0	0	1	0	1	0	0	2	4			
Total Non-Trial Dispositions	4	0	0	0	0	1	0	1	0	0	2	4			
Total Bench Trial Dispositions	0	0	0	0	0	0	0	0	0	0	0	0			
Total Jury Trial Dispositions	0	0	0	0	0	0	0	0	0	0	0	0			

Source: Uniform System for Judicial Records, Nevada AOC, Research and Statistics Unit.

Table B2-1. Civil Caseload Processed by District Courts in Nevada, Fiscal Year 2023.

District Court, Civil Caseload, Aggregate (1 of 2)			Real Property	Tort	Probate	Construction Defect	Contract	Judicial Review/ Appeal	Civil Writ	Other Civil	Totals
Totals^a	Nevada District Courts	New Filings (cases)	1,609	7,936	6,573	38	3,148	2,432	428	6,020	28,184
		Reopened (cases)	129	585	1,210	0	257	147	36	661	3,025
		Grand Total Dispositions	1,498	9,522	6,531	27	2,915	2,407	467	6,247	29,614
		Total Non-Trial Dispositions	1,475	9,373	6,527	27	2,878	2,405	464	6,214	29,363
		Total Bench Trial Dispositions	20	24	4	0	29	2	3	27	109
		Total Jury Trial Dispositions	3	125	0	0	8	0	0	6	142
1st Judicial District	Carson City District Court	New Filings (cases)	11	60	131	0	35	39	4	51	331
		Reopened (cases)	1	2	83	0	3	5	1	14	109
		Grand Total Dispositions	10	55	219	0	27	46	12	79	448
		Total Non-Trial Dispositions	10	55	218	0	27	46	12	79	447
		Total Bench Trial Dispositions	0	0	1	0	0	0	0	0	1
	Storey County District Court	New Filings (cases)	4	1	20	0	4	1	0	1	31
		Reopened (cases)	0	0	0	0	1	0	0	1	2
		Grand Total Dispositions	1	0	11	0	2	0	0	0	14
		Total Non-Trial Dispositions	1	0	11	0	2	0	0	0	14
		Total Bench Trial Dispositions	0	0	0	0	0	0	0	0	0
2nd Judicial District	Washoe County District Court	New Filings (cases)	46	473	962	2	130	286	12	1,166	3,077
		Reopened (cases)	9	46	8	0	31	19	3	184	300
		Grand Total Dispositions	49	428	1,114	3	135	192	13	1,096	3,030
		Total Non-Trial Dispositions	49	425	1,114	3	134	192	13	1,090	3,020
		Total Bench Trial Dispositions	0	1	0	0	1	0	0	4	6
3rd Judicial District	Lyon County District Court	New Filings (cases)	24	22	181	0	29	8	6	42	312
		Reopened (cases)	3	1	8	0	0	0	1	0	13
		Grand Total Dispositions	20	23	194	0	14	8	8	27	294
		Total Non-Trial Dispositions	20	23	194	0	14	8	7	27	293
		Total Bench Trial Dispositions	0	0	0	0	0	0	1	0	1
4th Judicial District	Elko County District Court	New Filings (cases)	13	34	181	1	29	25	16	36	335
		Reopened (cases)	0	0	154	0	0	1	1	10	166
		Grand Total Dispositions	10	28	326	1	26	29	24	51	495
		Total Non-Trial Dispositions	10	28	326	1	26	29	24	51	495
		Total Bench Trial Dispositions	0	0	0	0	0	0	0	0	0
5th Judicial District	Esmeralda County District Court	New Filings (cases)	3	0	15	0	1	2	1	2	24
		Reopened (cases)	0	0	0	0	0	0	0	0	0
		Grand Total Dispositions	0	0	0	0	0	0	0	0	0
		Total Non-Trial Dispositions	0	0	0	0	0	0	0	0	0
		Total Bench Trial Dispositions	0	0	0	0	0	0	0	0	0
	Nye County District Court	New Filings (cases)	27	48	355	0	32	11	4	41	518
		Reopened (cases)	0	0	134	0	0	0	0	3	137
		Grand Total Dispositions	17	28	314	0	26	6	2	17	410
		Total Non-Trial Dispositions	17	28	314	0	26	6	2	17	410
		Total Bench Trial Dispositions	0	0	0	0	0	0	0	0	0
6th Judicial District	Humboldt County District Court	New Filings (cases)	21	9	39	0	17	19	11	20	136
		Reopened (cases)	0	0	2	0	0	0	0	0	2
		Grand Total Dispositions	9	4	35	0	8	18	9	19	102
		Total Non-Trial Dispositions	9	4	35	0	8	18	9	15	98
		Total Bench Trial Dispositions	0	0	0	0	0	0	0	4	4

^a Totals reflect aggregate information from the Nevada District Courts. Information contained herein may reflect non-standard reporting and is noted by subsequent footnotes.

Source: Uniform System for Judicial Records, Nevada AOC, Research and Statistics Unit.

Table B2-1. Civil Caseload Processed by District Courts in Nevada, Fiscal Year 2023.

District Court, Civil Caseload, Aggregate (2 of 2)				Real Property	Tort	Probate	Construction Defect	Contract	Judicial Review/ Appeal	Civil Writ	Other Civil	Totals
7th Judicial District	Eureka County District Court	New Filings (cases)	1	3	14	0	2	1	0	2	23	
		Reopened (cases)	1	0	0	0	0	0	0	0	1	
		Grand Total Dispositions	0	2	11	0	0	0	0	0	13	
		Total Non-Trial Dispositions	0	2	11	0	0	0	0	0	13	
		Total Bench Trial Dispositions	0	0	0	0	0	0	0	0	0	
		Total Jury Trial Dispositions	0	0	0	0	0	0	0	0	0	
	Lincoln County District Court	New Filings (cases)	9	0	18	0	1	0	5	5	38	
		Reopened (cases)	0	0	0	0	0	0	0	0	0	
		Grand Total Dispositions	7	1	9	0	1	0	2	3	23	
		Total Non-Trial Dispositions	7	1	9	0	1	0	2	3	23	
		Total Bench Trial Dispositions	0	0	0	0	0	0	0	0	0	
		Total Jury Trial Dispositions	0	0	0	0	0	0	0	0	0	
	White Pine County District Court	New Filings (cases)	7	10	36	0	4	5	21	13	96	
		Reopened (cases)	0	0	1	0	0	1	0	1	3	
		Grand Total Dispositions	7	6	34	0	5	5	17	15	89	
Total Non-Trial Dispositions		7	6	34	0	5	5	17	14	88		
Total Bench Trial Dispositions		0	0	0	0	0	0	0	1	1		
Total Jury Trial Dispositions		0	0	0	0	0	0	0	0	0		
8th Judicial District	Clark County District Court	New Filings (cases)	1,390	7,223	4,318	34	2,820	1,969	313	4,503	22,570	
		Reopened (cases)	109	536	582	0	214	116	28	428	2,013	
		Grand Total Dispositions	1,320	8,904	3,804	22	2,616	2,041	360	4,813	23,880	
		Total Non-Trial Dispositions	1,299	8,759	3,802	22	2,581	2,039	358	4,792	23,652	
		Total Bench Trial Dispositions	19	23	2	0	27	2	2	17	92	
		Total Jury Trial Dispositions	2	122	0	0	8	0	0	4	136	
9th Judicial District	Douglas County District Court	New Filings (cases)	26	39	128	1	30	13	2	45	284	
		Reopened (cases)	5	0	143	0	5	3	0	10	166	
		Grand Total Dispositions	30	27	238	1	39	17	1	47	400	
		Total Non-Trial Dispositions	29	27	237	1	38	17	1	47	397	
		Total Bench Trial Dispositions	1	0	1	0	1	0	0	0	3	
		Total Jury Trial Dispositions	0	0	0	0	0	0	0	0	0	
10th Judicial District	Churchill County District Court	New Filings (cases)	9	4	97	0	12	41	0	23	186	
		Reopened (cases)	0	0	75	0	1	2	0	3	81	
		Grand Total Dispositions	11	7	164	0	12	37	0	41	272	
		Total Non-Trial Dispositions	10	6	164	0	12	37	0	40	269	
		Total Bench Trial Dispositions	0	0	0	0	0	0	0	1	1	
		Total Jury Trial Dispositions	1	1	0	0	0	0	0	0	2	
11th Judicial District	Lander County District Court	New Filings (cases)	7	2	20	0	1	1	2	20	53	
		Reopened (cases)	0	0	0	0	0	0	0	0	0	
		Grand Total Dispositions	2	2	7	0	1	0	0	3	15	
		Total Non-Trial Dispositions	2	2	7	0	1	0	0	3	15	
		Total Bench Trial Dispositions	0	0	0	0	0	0	0	0	0	
		Total Jury Trial Dispositions	0	0	0	0	0	0	0	0	0	
	Mineral County District Court	New Filings (cases)	1	3	17	0	1	6	5	11	44	
		Reopened (cases)	0	0	2	0	1	0	0	1	4	
		Grand Total Dispositions	1	2	3	0	2	4	0	6	18	
		Total Non-Trial Dispositions	1	2	3	0	2	4	0	6	18	
		Total Bench Trial Dispositions	0	0	0	0	0	0	0	0	0	
		Total Jury Trial Dispositions	0	0	0	0	0	0	0	0	0	
	Pershing County District Court	New Filings (cases)	10	5	41	0	0	5	26	39	126	
		Reopened (cases)	1	0	18	0	1	0	2	6	28	
		Grand Total Dispositions	4	5	48	0	1	4	19	30	111	
Total Non-Trial Dispositions		4	5	48	0	1	4	19	30	111		
Total Bench Trial Dispositions		0	0	0	0	0	0	0	0	0		
Total Jury Trial Dispositions		0	0	0	0	0	0	0	0	0		

Source: Uniform System for Judicial Records, Nevada AOC, Research and Statistics Unit.

Table B2-2. Civil Caseload Processed by District Courts in Nevada, Fiscal Year 2023.

District Court Civil Caseload, Real Property and Tort (1 of 3)			Real Property						Tort												
			Unlawful Detainer	Other Landlord/Tenant	Judicial Foreclosure	Other Title to Property	Condemnation/Eminent Domain	Other Real Property	Auto Negligence	Premises Liability	Other Negligence	Medical/Dental	Legal	Accounting	Other Malpractice	Product Liability	Intentional Misconduct	Employment Tort	Insurance Tort	Other Tort	
Totals^a	Nevada District Courts	New Filings (cases)	42	116	208	928	7	308	4,917	1,464	536	187	33	24	7	49	189	136	126	268	
		Reopened (cases)	8	11	14	67	2	27	302	96	53	25	2	0	0	17	25	10	23	32	
		Grand Total Dispositions	41	106	189	842	7	313	6,096	1,591	620	291	44	10	7	68	236	127	134	298	
		Total Non-Trial Dispositions	40	104	186	831	7	307	6,000	1,576	610	283	44	10	7	67	224	124	134	294	
		Total Bench Trial Dispositions	1	1	3	10	0	5	5	4	4	1	0	0	0	0	6	2	0	2	
		Total Jury Trial Dispositions	0	1	0	1	0	1	91	11	6	7	0	0	0	1	6	1	0	2	
1st Judicial District	Carson City District Court	New Filings (cases)	0	1	0	3	0	7	31	9	9	2	1	0	1	1	3	1	0	2	
		Reopened (cases)	0	0	0	0	0	1	1	0	0	0	0	0	0	0	0	0	1	0	0
		Grand Total Dispositions	1	1	0	3	0	5	35	7	4	2	0	0	1	0	2	1	1	2	
		Total Non-Trial Dispositions	1	1	0	3	0	5	35	7	4	2	0	0	1	0	2	1	1	2	
		Total Bench Trial Dispositions	0	0	0	0	0	0	0	0	0	0	0	0	0	0	0	0	0	0	
			Total Jury Trial Dispositions	0	0	0	0	0	0	0	0	0	0	0	0	0	0	0	0	0	
	Storey County District Court	New Filings (cases)	0	0	0	0	1	3	0	0	0	0	0	0	0	0	0	0	1	0	0
		Reopened (cases)	0	0	0	0	0	0	0	0	0	0	0	0	0	0	0	0	0	0	
		Grand Total Dispositions	0	0	0	0	1	3	0	0	0	0	0	0	0	0	0	0	1	0	
		Total Non-Trial Dispositions	0	0	0	0	0	1	0	0	0	0	0	0	0	0	0	0	0	0	
Total Bench Trial Dispositions		0	0	0	0	0	0	0	0	0	0	0	0	0	0	0	0	0	0		
		Total Jury Trial Dispositions	0	0	0	0	0	0	0	0	0	0	0	0	0	0	0	0	0		
2nd Judicial District	Washoe County District Court	New Filings (cases)	1	6	7	31	1	0	270	60	53	17	8	0	1	4	12	5	19	24	
		Reopened (cases)	0	0	2	7	0	0	28	5	5	1	0	0	0	1	2	0	1	3	
		Grand Total Dispositions	1	4	17	27	0	0	269	50	36	13	2	0	0	3	15	5	14	21	
		Total Non-Trial Dispositions	1	4	17	27	0	0	268	50	36	13	2	0	0	3	13	5	14	21	
		Total Bench Trial Dispositions	0	0	0	0	0	0	0	0	0	0	0	0	0	0	1	0	0	0	
		Total Jury Trial Dispositions	0	0	0	0	0	1	0	0	0	0	0	0	1	0	0	0			
3rd Judicial District	Lyon County District Court	New Filings (cases)	0	0	3	12	0	9	9	7	3	0	0	0	0	0	1	1	0	1	
		Reopened (cases)	0	0	0	0	0	3	0	0	1	0	0	0	0	0	0	0	0	0	
		Grand Total Dispositions	0	0	1	11	0	8	13	3	4	0	0	0	0	0	1	1	0	1	
		Total Non-Trial Dispositions	0	0	1	11	0	8	13	3	4	0	0	0	0	0	1	1	0	1	
		Total Bench Trial Dispositions	0	0	0	0	0	0	0	0	0	0	0	0	0	0	0	0	0	0	
		Total Jury Trial Dispositions	0	0	0	0	0	0	0	0	0	0	0	0	0	0	0	0			
4th Judicial District	Elko County District Court	New Filings (cases)	0	0	0	6	0	7	19	5	2	2	1	0	0	0	1	2	0	2	
		Reopened (cases)	0	0	0	0	0	0	0	0	0	0	0	0	0	0	0	0	0	0	
		Grand Total Dispositions	0	1	0	3	0	6	16	3	2	2	1	0	0	0	1	1	1	1	
		Total Non-Trial Dispositions	0	1	0	3	0	6	16	3	2	2	1	0	0	0	1	1	1	1	
		Total Bench Trial Dispositions	0	0	0	0	0	0	0	0	0	0	0	0	0	0	0	0	0	0	
		Total Jury Trial Dispositions	0	0	0	0	0	0	0	0	0	0	0	0	0	0	0	0			

^a Totals reflect aggregate information from the Nevada District Courts. Information contained herein may reflect non-standard reporting and is noted by subsequent footnotes.

Source: Uniform System for Judicial Records, Nevada AOC, Research and Statistics Unit.

Table B2-2. Civil Caseload Processed by District Courts in Nevada, Fiscal Year 2023.

District Court Civil Caseload, Real Property and Tort (2 of 3)			Real Property						Tort												
			Unlawful Detainer	Other Landlord/Tenant	Judicial Foreclosure	Other Title to Property	Condemnation/Eminent Domain	Other Real Property	Auto Negligence	Premises Liability	Other Negligence	Medical/Dental	Legal	Accounting	Other Malpractice	Product Liability	Intentional Misconduct	Employment Tort	Insurance Tort	Other Tort	
5th Judicial District	Esmeralda County District Court	New Filings (cases)	0	0	0	1	0	2	0	0	0	0	0	0	0	0	0	0	0	0	
		Reopened (cases)	0	0	0	0	0	0	0	0	0	0	0	0	0	0	0	0	0	0	
		Grand Total Dispositions	0	0	0	0	0	0	0	0	0	0	0	0	0	0	0	0	0	0	
		Total Non-Trial Dispositions	0	0	0	0	0	0	0	0	0	0	0	0	0	0	0	0	0	0	
		Total Bench Trial Dispositions	0	0	0	0	0	0	0	0	0	0	0	0	0	0	0	0	0	0	
	Total Jury Trial Dispositions	0	0	0	0	0	0	0	0	0	0	0	0	0	0	0	0	0	0		
	Nye County District Court	New Filings (cases)	0	1	5	12	0	9	17	9	7	1	1	6	0	0	1	1	0	5	
		Reopened (cases)	0	0	0	0	0	0	0	0	0	0	0	0	0	0	0	0	0		
		Grand Total Dispositions	0	1	1	14	0	1	16	1	4	0	0	1	1	0	0	0	5		
		Total Non-Trial Dispositions	0	1	1	14	0	1	16	1	4	0	0	1	1	0	0	0	0	5	
Total Bench Trial Dispositions		0	0	0	0	0	0	0	0	0	0	0	0	0	0	0	0	0	0		
Total Jury Trial Dispositions	0	0	0	0	0	0	0	0	0	0	0	0	0	0	0	0	0	0			
6th Judicial District	Humboldt County District Court	New Filings (cases)	0	0	0	14	0	7	4	1	2	0	0	0	0	0	2	0	0		
		Reopened (cases)	0	0	0	0	0	0	0	0	0	0	0	0	0	0	0	0	0		
		Grand Total Dispositions	0	0	0	6	0	3	2	1	0	0	0	0	0	0	0	0	1		
		Total Non-Trial Dispositions	0	0	0	6	0	3	2	1	0	0	0	0	0	0	0	0	0	1	
		Total Bench Trial Dispositions	0	0	0	0	0	0	0	0	0	0	0	0	0	0	0	0	0	0	
Total Jury Trial Dispositions	0	0	0	0	0	0	0	0	0	0	0	0	0	0	0	0	0	0			
7th Judicial District	Eureka County District Court	New Filings (cases)	0	0	0	1	0	0	2	1	0	0	0	0	0	0	0	0	0		
		Reopened (cases)	0	0	0	1	0	0	0	0	0	0	0	0	0	0	0	0	0		
		Grand Total Dispositions	0	0	0	0	0	0	1	0	0	0	0	1	0	0	0	0	0		
		Total Non-Trial Dispositions	0	0	0	0	0	0	1	0	0	0	0	1	0	0	0	0	0		
		Total Bench Trial Dispositions	0	0	0	0	0	0	0	0	0	0	0	0	0	0	0	0	0		
	Total Jury Trial Dispositions	0	0	0	0	0	0	0	0	0	0	0	0	0	0	0	0	0	0		
	Lincoln County District Court	New Filings (cases)	0	1	0	8	0	0	0	0	0	0	0	0	0	0	0	0	0		
		Reopened (cases)	0	0	0	0	0	0	0	0	0	0	0	0	0	0	0	0	0		
		Grand Total Dispositions	0	1	0	6	0	0	1	0	0	0	0	0	0	0	0	0	0		
		Total Non-Trial Dispositions	0	1	0	6	0	0	1	0	0	0	0	0	0	0	0	0	0		
Total Bench Trial Dispositions		0	0	0	0	0	0	0	0	0	0	0	0	0	0	0	0	0			
Total Jury Trial Dispositions	0	0	0	0	0	0	0	0	0	0	0	0	0	0	0	0	0				
White Pine County District Court	New Filings (cases)	0	0	0	5	0	2	2	1	2	0	0	4	0	1	0	0	0			
	Reopened (cases)	0	0	0	0	0	0	0	0	0	0	0	0	0	0	0	0	0			
	Grand Total Dispositions	0	0	0	3	0	4	0	0	2	1	0	2	0	1	0	0	0			
	Total Non-Trial Dispositions	0	0	0	3	0	4	0	0	2	1	0	2	0	1	0	0	0			
	Total Bench Trial Dispositions	0	0	0	0	0	0	0	0	0	0	0	0	0	0	0	0	0			
Total Jury Trial Dispositions	0	0	0	0	0	0	0	0	0	0	0	0	0	0	0	0	0				

Source: Uniform System for Judicial Records, Nevada AOC, Research and Statistics Unit.

Table B2-2. Civil Caseload Processed by District Courts in Nevada, Fiscal Year 2023.

District Court Civil Caseload, Real Property and Tort (3 of 3)				Real Property						Tort											
				Unlawful Detainer	Other Landlord/Tenant	Judicial Foreclosure	Other Title to Property	Condemnation/Eminent Domain	Other Real Property	Auto Negligence	Premises Liability	Other Negligence	Medical/Dental	Legal	Accounting	Other Malpractice	Product Liability	Intentional Misconduct	Employment Tort	Insurance Tort	Other Tort
8th Judicial District	Clark County District Court	New Filings (cases)	41	104	190	810	4	241	4,540	1,364	450	162	21	14	5	43	165	125	107	227	
		Reopened (cases)	8	11	12	54	2	22	273	91	47	24	2	0	0	16	23	9	22	29	
		Grand Total Dispositions	38	98	165	747	6	266	5,726	1,519	557	272	40	6	5	63	217	119	118	262	
		Total Non-Trial Dispositions	37	96	162	737	6	261	5,632	1,504	547	264	40	6	5	62	207	116	118	258	
		Total Bench Trial Dispositions	1	1	3	9	0	5	5	4	4	1	0	0	0	0	5	2	0	0	2
		Total Jury Trial Dispositions	0	1	0	1	0	89	11	6	7	0	0	0	1	5	1	0	2		
9th Judicial District	Douglas County District Court	New Filings (cases)	0	2	2	12	1	9	18	7	4	1	1	0	0	3	0	0	0	5	
		Reopened (cases)	0	0	0	4	0	1	0	0	0	0	0	0	0	0	0	0	0	0	
		Grand Total Dispositions	1	0	5	14	1	9	11	5	7	0	1	0	0	1	0	0	0	2	
		Total Non-Trial Dispositions	1	0	5	13	1	9	11	5	7	0	1	0	0	1	0	0	0	2	
		Total Bench Trial Dispositions	0	0	0	1	0	0	0	0	0	0	0	0	0	0	0	0	0	0	
		Total Jury Trial Dispositions	0	0	0	0	0	0	0	0	0	0	0	0	0	0	0	0	0		
10th Judicial District	Churchill County District Court	New Filings (cases)	0	0	0	2	0	7	2	0	0	1	0	0	0	0	1	0	0	0	
		Reopened (cases)	0	0	0	0	0	0	0	0	0	0	0	0	0	0	0	0	0	0	
		Grand Total Dispositions	0	0	0	5	0	6	4	2	0	1	0	0	0	0	0	0	0	0	
		Total Non-Trial Dispositions	0	0	0	5	0	5	3	2	0	1	0	0	0	0	0	0	0	0	
		Total Bench Trial Dispositions	0	0	0	0	0	0	0	0	0	0	0	0	0	0	0	0	0	0	
		Total Jury Trial Dispositions	0	0	0	0	0	1	0	0	0	0	0	0	0	0	0	0	0		
11th Judicial District	Lander County District Court	New Filings (cases)	0	1	0	5	0	1	1	0	1	0	0	0	0	0	0	0	0	0	
		Reopened (cases)	0	0	0	0	0	0	0	0	0	0	0	0	0	0	0	0	0	0	
		Grand Total Dispositions	0	0	0	1	0	1	1	0	1	0	0	0	0	0	0	0	0	0	
		Total Non-Trial Dispositions	0	0	0	1	0	1	1	0	1	0	0	0	0	0	0	0	0	0	
		Total Bench Trial Dispositions	0	0	0	0	0	0	0	0	0	0	0	0	0	0	0	0	0	0	
			Total Jury Trial Dispositions	0	0	0	0	0	0	0	0	0	0	0	0	0	0	0	0	0	
	Mineral County District Court	New Filings (cases)	0	0	0	1	0	0	2	0	0	0	0	0	0	0	0	0	0	1	
		Reopened (cases)	0	0	0	0	0	0	0	0	0	0	0	0	0	0	0	0	0	0	
		Grand Total Dispositions	0	0	0	0	0	1	1	0	0	0	0	0	0	0	0	0	0	1	
		Total Non-Trial Dispositions	0	0	0	0	0	1	1	0	0	0	0	0	0	0	0	0	0	1	
		Total Bench Trial Dispositions	0	0	0	0	0	0	0	0	0	0	0	0	0	0	0	0	0	0	
			Total Jury Trial Dispositions	0	0	0	0	0	0	0	0	0	0	0	0	0	0	0	0	0	
	Pershing County District Court	New Filings (cases)	0	0	1	5	0	4	0	0	3	1	0	0	0	0	0	0	0	1	
Reopened (cases)		0	0	0	1	0	0	0	0	0	0	0	0	0	0	0	0	0	0		
Grand Total Dispositions		0	0	0	2	0	2	0	0	3	0	0	0	0	0	0	0	0	2		
Total Non-Trial Dispositions		0	0	0	2	0	2	0	0	3	0	0	0	0	0	0	0	0	2		
Total Bench Trial Dispositions		0	0	0	0	0	0	0	0	0	0	0	0	0	0	0	0	0	0		
		Total Jury Trial Dispositions	0	0	0	0	0	0	0	0	0	0	0	0	0	0	0	0	0		

Source: Uniform System for Judicial Records, Nevada AOC, Research and Statistics Unit.

Table B2-2. Civil Caseload Processed by District Courts in Nevada, Fiscal Year 2023.

District Court Civil Caseload, Probate, Construction Defect, and Contract (1 of 3)			Probate						Construction Defect		Contract						
			Summary Administration	General Administration	Special Administration	Set Aside	Probate Trust/Conservatorship	Other Probate	Chapter 40	Other Construction Defect	Uniform Commercial Code (UCC)	Building and Construction	Insurance Carrier	Commercial Instrument	Collection of Accounts	Employment Contract	Other Contract
Totals^a	Nevada District Courts	New Filings (cases)	1,271	1,167	1,416	1,589	337	793	29	9	26	59	104	32	1,889	33	1,005
		Reopened (cases)	429	354	283	65	12	67	0	0	2	8	11	4	110	8	114
		Grand Total Dispositions	1,704	1,694	1,137	1,273	182	541	20	7	23	57	143	35	1,544	44	1,069
		Total Non-Trial Dispositions	1,703	1,693	1,136	1,273	182	540	20	7	21	56	140	35	1,542	42	1,042
		Total Bench Trial Dispositions	1	1	1	0	0	1	0	0	2	0	1	0	2	1	23
		Total Jury Trial Dispositions	0	0	0	0	0	0	0	0	1	2	0	0	1	4	
1st Judicial District	Carson City District Court	New Filings (cases)	26	33	19	41	7	5	0	0	1	1	0	1	23	1	8
		Reopened (cases)	22	39	14	4	2	2	0	0	0	0	0	0	1	0	2
		Grand Total Dispositions	57	74	30	43	8	7	0	0	0	2	0	0	13	1	11
		Total Non-Trial Dispositions	57	73	30	43	8	7	0	0	0	2	0	0	13	1	11
		Total Bench Trial Dispositions	0	1	0	0	0	0	0	0	0	0	0	0	0	0	0
			Total Jury Trial Dispositions	0	0	0	0	0	0	0	0	0	0	0	0	0	0
	Storey County District Court	New Filings (cases)	5	3	1	9	2	0	0	0	0	0	0	0	2	0	2
		Reopened (cases)	0	0	0	0	0	0	0	0	0	0	0	0	1	0	0
		Grand Total Dispositions	3	3	1	4	0	0	0	0	0	0	0	0	2	0	0
		Total Non-Trial Dispositions	3	3	1	4	0	0	0	0	0	0	0	0	2	0	0
Total Bench Trial Dispositions		0	0	0	0	0	0	0	0	0	0	0	0	0	0	0	
		Total Jury Trial Dispositions	0	0	0	0	0	0	0	0	0	0	0	0	0	0	
2nd Judicial District	Washoe County District Court	New Filings (cases)	152	224	176	225	81	104	2	0	8	4	1	0	66	3	48
		Reopened (cases)	4	0	0	0	1	3	0	0	0	2	0	1	17	2	9
		Grand Total Dispositions	198	272	248	220	67	109	3	0	5	7	4	1	75	2	41
		Total Non-Trial Dispositions	198	272	248	220	67	109	3	0	5	7	4	1	75	2	40
		Total Bench Trial Dispositions	0	0	0	0	0	0	0	0	0	0	0	0	0	0	1
		Total Jury Trial Dispositions	0	0	0	0	0	0	0	0	0	0	0	0	0	0	
3rd Judicial District	Lyon County District Court	New Filings (cases)	45	24	35	60	9	8	0	0	0	0	0	0	17	0	12
		Reopened (cases)	1	0	7	0	0	0	0	0	0	0	0	0	0	0	0
		Grand Total Dispositions	36	29	49	61	8	11	0	0	0	0	0	0	11	0	3
		Total Non-Trial Dispositions	36	29	49	61	8	11	0	0	0	0	0	0	11	0	3
		Total Bench Trial Dispositions	0	0	0	0	0	0	0	0	0	0	0	0	0	0	0
		Total Jury Trial Dispositions	0	0	0	0	0	0	0	0	0	0	0	0	0	0	
4th Judicial District	Elko County District Court	New Filings (cases)	28	5	40	100	6	2	0	1	0	0	0	0	22	1	6
		Reopened (cases)	65	20	56	4	0	9	0	0	0	0	0	0	0	0	0
		Grand Total Dispositions	94	27	97	91	7	10	0	1	0	0	1	0	18	1	6
		Total Non-Trial Dispositions	94	27	97	91	7	10	0	1	0	0	1	0	18	1	6
		Total Bench Trial Dispositions	0	0	0	0	0	0	0	0	0	0	0	0	0	0	0
		Total Jury Trial Dispositions	0	0	0	0	0	0	0	0	0	0	0	0	0	0	

^a Totals reflect aggregate information from the Nevada District Courts. Information contained herein may reflect non-standard reporting and is noted by subsequent footnotes.

Source: Uniform System for Judicial Records, Nevada AOC, Research and Statistics Unit.

Table B2-2. Civil Caseload Processed by District Courts in Nevada, Fiscal Year 2023.

District Court Civil Caseload, Probate, Construction Defect, and Contract (2 of 3)			Probate						Construction Defect		Contract						
			Summary Administration	General Administration	Special Administration	Set Aside	Probate Trust/Conservatorship	Other Probate	Chapter 40	Other Construction Defect	Uniform Commercial Code (UCC)	Building and Construction	Insurance Carrier	Commercial Instrument	Collection of Accounts	Employment Contract	Other Contract
5th Judicial District	Esmeralda County District Court	New Filings (cases)	0	3	2	9	0	1	0	0	0	0	0	0	0	0	1
		Reopened (cases)	0	0	0	0	0	0	0	0	0	0	0	0	0	0	0
		Grand Total Dispositions	0	0	0	0	0	0	0	0	0	0	0	0	0	0	0
		Total Non-Trial Dispositions	0	0	0	0	0	0	0	0	0	0	0	0	0	0	0
		Total Bench Trial Dispositions	0	0	0	0	0	0	0	0	0	0	0	0	0	0	0
	Total Jury Trial Dispositions	0	0	0	0	0	0	0	0	0	0	0	0	0	0	0	
	Nye County District Court	New Filings (cases)	42	14	79	98	11	111	0	0	0	1	0	0	21	0	10
		Reopened (cases)	32	8	64	5	2	23	0	0	0	0	0	0	0	0	0
		Grand Total Dispositions	54	17	102	69	13	59	0	0	0	1	0	0	18	0	7
		Total Non-Trial Dispositions	54	17	102	69	13	59	0	0	0	1	0	0	18	0	7
Total Bench Trial Dispositions		0	0	0	0	0	0	0	0	0	0	0	0	0	0	0	
Total Jury Trial Dispositions	0	0	0	0	0	0	0	0	0	0	0	0	0	0	0		
6th Judicial District	Humboldt County District Court	New Filings (cases)	18	4	3	13	1	0	0	0	0	0	0	11	0	6	
		Reopened (cases)	0	1	1	0	0	0	0	0	0	0	0	0	0	0	
		Grand Total Dispositions	12	8	3	12	0	0	0	0	0	0	0	4	0	4	
		Total Non-Trial Dispositions	12	8	3	12	0	0	0	0	0	0	0	4	0	4	
		Total Bench Trial Dispositions	0	0	0	0	0	0	0	0	0	0	0	0	0	0	
Total Jury Trial Dispositions	0	0	0	0	0	0	0	0	0	0	0	0	0	0			
7th Judicial District	Eureka County District Court	New Filings (cases)	2	2	0	8	0	2	0	0	0	1	0	0	0	1	
		Reopened (cases)	0	0	0	0	0	0	0	0	0	0	0	0	0	0	
		Grand Total Dispositions	0	1	1	8	0	1	0	0	0	0	0	0	0	0	
		Total Non-Trial Dispositions	0	1	1	8	0	1	0	0	0	0	0	0	0	0	
		Total Bench Trial Dispositions	0	0	0	0	0	0	0	0	0	0	0	0	0	0	
	Total Jury Trial Dispositions	0	0	0	0	0	0	0	0	0	0	0	0	0	0		
	Lincoln County District Court	New Filings (cases)	3	1	1	11	1	1	0	0	0	0	0	0	0	0	1
		Reopened (cases)	0	0	0	0	0	0	0	0	0	0	0	0	0	0	
		Grand Total Dispositions	1	1	0	6	1	0	0	0	0	0	0	1	0	0	
		Total Non-Trial Dispositions	1	1	0	6	1	0	0	0	0	0	0	1	0	0	
Total Bench Trial Dispositions		0	0	0	0	0	0	0	0	0	0	0	0	0	0		
Total Jury Trial Dispositions	0	0	0	0	0	0	0	0	0	0	0	0	0	0			
White Pine County District Court	New Filings (cases)	6	4	2	18	0	6	0	0	0	0	0	3	0	1		
	Reopened (cases)	1	0	0	0	0	0	0	0	0	0	0	0	0	0		
	Grand Total Dispositions	5	4	3	14	0	8	0	0	0	0	0	3	0	2		
	Total Non-Trial Dispositions	5	4	3	14	0	8	0	0	0	0	0	3	0	2		
	Total Bench Trial Dispositions	0	0	0	0	0	0	0	0	0	0	0	0	0	0		
Total Jury Trial Dispositions	0	0	0	0	0	0	0	0	0	0	0	0	0	0			

Source: Uniform System for Judicial Records, Nevada AOC, Research and Statistics Unit.

Table B2-2. Civil Caseload Processed by District Courts in Nevada, Fiscal Year 2023.

District Court Civil Caseload, Probate, Construction Defect, and Contract (3 of 3)				Probate						Construction Defect		Contract						
				Summary Administration	General Administration	Special Administration	Set Aside	Probate Trust/Conservatorship	Other Probate	Chapter 40	Other Construction Defect	Uniform Commercial Code (UCC)	Building and Construction	Insurance Carrier	Commercial Instrument	Collection of Accounts	Employment Contract	Other Contract
8th Judicial District	Clark County District Court	New Filings (cases)	890	790	1,014	888	203	533	27	7	17	51	103	31	1,714	28	876	
		Reopened (cases)	231	189	85	49	5	23	0	0	2	4	10	3	90	6	99	
		Grand Total Dispositions	1,120	1,122	525	651	66	320	16	6	18	43	137	33	1,388	39	958	
		Total Non-Trial Dispositions	1,119	1,122	524	651	66	320	16	6	16	42	135	33	1,386	37	932	
		Total Bench Trial Dispositions	1	0	1	0	0	0	0	0	2	0	0	0	2	1	22	
		Total Jury Trial Dispositions	0	0	0	0	0	0	0	0	1	2	0	0	1	4		
9th Judicial District	Douglas County District Court	New Filings (cases)	17	35	17	42	9	8	0	1	0	1	0	0	0	0	29	
		Reopened (cases)	31	72	34	3	1	2	0	0	0	2	1	0	0	0	2	
		Grand Total Dispositions	50	94	40	39	9	6	1	0	0	4	1	1	0	1	32	
		Total Non-Trial Dispositions	50	94	40	39	9	5	1	0	0	4	0	1	0	1	32	
		Total Bench Trial Dispositions	0	0	0	0	0	1	0	0	0	0	1	0	0	0	0	
		Total Jury Trial Dispositions	0	0	0	0	0	0	0	0	0	0	0	0	0	0		
10th Judicial District	Churchill County District Court	New Filings (cases)	24	17	17	30	5	4	0	0	0	0	0	0	9	0	3	
		Reopened (cases)	34	23	13	0	1	4	0	0	0	0	0	0	0	0	1	
		Grand Total Dispositions	58	38	29	30	3	6	0	0	0	0	0	0	8	0	4	
		Total Non-Trial Dispositions	58	38	29	30	3	6	0	0	0	0	0	0	8	0	4	
		Total Bench Trial Dispositions	0	0	0	0	0	0	0	0	0	0	0	0	0	0	0	
		Total Jury Trial Dispositions	0	0	0	0	0	0	0	0	0	0	0	0	0			
11th Judicial District	Lander County District Court	New Filings (cases)	5	2	5	5	2	1	0	0	0	0	0	0	1	0	0	
		Reopened (cases)	0	0	0	0	0	0	0	0	0	0	0	0	0	0	0	
		Grand Total Dispositions	2	1	0	4	0	0	0	0	0	0	0	0	1	0	0	
		Total Non-Trial Dispositions	2	1	0	4	0	0	0	0	0	0	0	0	1	0	0	
		Total Bench Trial Dispositions	0	0	0	0	0	0	0	0	0	0	0	0	0	0	0	
			Total Jury Trial Dispositions	0	0	0	0	0	0	0	0	0	0	0	0	0		
	Mineral County District Court	New Filings (cases)	4	2	2	8	0	1	0	0	0	0	0	0	0	0	1	
		Reopened (cases)	1	1	0	0	0	0	0	0	0	0	0	0	1	0	0	
		Grand Total Dispositions	1	0	0	2	0	0	0	0	0	0	0	0	2	0	0	
		Total Non-Trial Dispositions	1	0	0	2	0	0	0	0	0	0	0	0	2	0	0	
		Total Bench Trial Dispositions	0	0	0	0	0	0	0	0	0	0	0	0	0	0	0	
			Total Jury Trial Dispositions	0	0	0	0	0	0	0	0	0	0	0	0	0		
	Pershing County District Court	New Filings (cases)	4	4	3	24	0	6	0	0	0	0	0	0	0	0	0	
Reopened (cases)		7	1	9	0	0	1	0	0	0	0	0	0	0	0	1		
Grand Total Dispositions		13	3	9	19	0	4	0	0	0	0	0	0	0	0	1		
Total Non-Trial Dispositions		13	3	9	19	0	4	0	0	0	0	0	0	0	0	1		
Total Bench Trial Dispositions		0	0	0	0	0	0	0	0	0	0	0	0	0	0	0		
		Total Jury Trial Dispositions	0	0	0	0	0	0	0	0	0	0	0	0	0			

Source: Uniform System for Judicial Records, Nevada AOC, Research and Statistics Unit.

Table B2-2. Civil Caseload Processed by District Courts in Nevada, Fiscal Year 2023.

District Court Civil Caseload, Judicial Review/Appeal, Civil Writ, and Other Civil (1 of 3)			Judicial Review/Appeal							Civil Writ					Other Civil		
			Petition to Seal Records	Mental Competency	Department of Motor Vehicle Appeal	Worker's Compensation Appeal	Other Nevada State Agency Appeal	Appeal from Lower Court	Other Judicial Review/Appeal	Writ of Habeas Corpus	Writ of Mandamus	Writ of Quo Warranto	Writ of Prohibition	Other Civil Writ	Compromise of Minor's Claim	Foreign Judgment	Other Civil Matters
Totals^a	Nevada District Courts	New Filings (cases)	796	201	2	77	180	1,015	161	333	77	0	1	17	2,156	510	3,354
		Reopened (cases)	23	2	0	6	10	90	16	26	7	0	0	3	286	18	357
		Grand Total Dispositions	742	161	0	89	180	1,067	168	332	113	1	1	20	2,332	510	3,405
		Total Non-Trial Dispositions	742	161	0	89	180	1,066	167	329	113	1	1	20	2,331	509	3,374
		Total Bench Trial Dispositions	0	0	0	0	0	1	1	3	0	0	0	0	1	1	25
		Total Jury Trial Dispositions	0	0	0	0	0	0	0	0	0	0	0	0	0	6	
1st Judicial District	Carson City District Court	New Filings (cases)	6	0	0	4	4	10	15	1	3	0	0	0	9	2	40
		Reopened (cases)	0	0	0	2	0	1	2	0	1	0	0	0	8	2	4
		Grand Total Dispositions	6	0	0	1	13	8	18	2	9	0	0	1	18	5	56
		Total Non-Trial Dispositions	6	0	0	1	13	8	18	2	9	0	0	1	18	5	56
		Total Bench Trial Dispositions	0	0	0	0	0	0	0	0	0	0	0	0	0	0	0
			Total Jury Trial Dispositions	0	0	0	0	0	0	0	0	0	0	0	0	0	0
	Storey County District Court	New Filings (cases)	0	0	0	0	0	0	1	0	0	0	0	0	1	0	0
		Reopened (cases)	0	0	0	0	0	0	0	0	0	0	0	0	0	0	1
		Grand Total Dispositions	0	0	0	0	0	0	0	0	0	0	0	0	0	0	0
		Total Non-Trial Dispositions	0	0	0	0	0	0	0	0	0	0	0	0	0	0	0
Total Bench Trial Dispositions		0	0	0	0	0	0	0	0	0	0	0	0	0	0	0	
		Total Jury Trial Dispositions	0	0	0	0	0	0	0	0	0	0	0	0	0	0	
2nd Judicial District	Washoe County District Court	New Filings (cases)	90	141	0	0	4	22	29	1	7	0	0	4	121	37	1,008
		Reopened (cases)	3	0	0	1	3	5	7	0	1	0	0	2	4	0	180
		Grand Total Dispositions	26	108	0	3	7	22	26	1	8	0	0	4	132	38	926
		Total Non-Trial Dispositions	26	108	0	3	7	22	26	1	8	0	0	4	132	38	920
		Total Bench Trial Dispositions	0	0	0	0	0	0	0	0	0	0	0	0	0	0	4
		Total Jury Trial Dispositions	0	0	0	0	0	0	0	0	0	0	0	0	0	2	
3rd Judicial District	Lyon County District Court	New Filings (cases)	3	0	0	1	1	3	0	4	2	0	0	0	2	6	34
		Reopened (cases)	0	0	0	0	0	0	0	1	0	0	0	0	0	0	0
		Grand Total Dispositions	2	0	0	0	2	3	1	7	0	0	0	1	2	2	23
		Total Non-Trial Dispositions	2	0	0	0	2	3	1	6	0	0	0	1	2	2	23
		Total Bench Trial Dispositions	0	0	0	0	0	0	0	1	0	0	0	0	0	0	0
		Total Jury Trial Dispositions	0	0	0	0	0	0	0	0	0	0	0	0	0	0	
4th Judicial District	Elko County District Court	New Filings (cases)	15	10	0	0	0	0	0	16	0	0	0	0	15	5	16
		Reopened (cases)	1	0	0	0	0	0	0	1	0	0	0	0	10	0	0
		Grand Total Dispositions	18	10	0	0	1	0	0	23	1	0	0	0	24	1	26
		Total Non-Trial Dispositions	18	10	0	0	1	0	0	23	1	0	0	0	24	1	26
		Total Bench Trial Dispositions	0	0	0	0	0	0	0	0	0	0	0	0	0	0	0
		Total Jury Trial Dispositions	0	0	0	0	0	0	0	0	0	0	0	0	0	0	

^a Totals reflect aggregate information from the Nevada District Courts. Information contained herein may reflect non-standard reporting and is noted by subsequent footnotes.

Source: Uniform System for Judicial Records, Nevada AOC, Research and Statistics Unit.

Table B2-2. Civil Caseload Processed by District Courts in Nevada, Fiscal Year 2023.

District Court Civil Caseload, Judicial Review/Appeal, Civil Writ, and Other Civil (2 of 3)				Judicial Review/Appeal							Civil Writ					Other Civil		
				Petition to Seal Records	Mental Competency	Department of Motor Vehicle Appeal	Worker's Compensation Appeal	Other Nevada State Agency Appeal	Appeal from Lower Court	Other Judicial Review/Appeal	Writ of Habeas Corpus	Writ of Mandamus	Writ of Quo Warranto	Writ of Prohibition	Other Civil Writ	Compromise of Minor's Claim	Foreign Judgment	Other Civil Matters
5th Judicial District	Esmeralda County District Court	New Filings (cases)	0	0	0	0	0	0	2	1	0	0	0	0	0	0	2	
		Reopened (cases)	0	0	0	0	0	0	0	0	0	0	0	0	0	0	0	0
		Grand Total Dispositions	0	0	0	0	0	0	0	0	0	0	0	0	0	0	0	0
		Total Non-Trial Dispositions	0	0	0	0	0	0	0	0	0	0	0	0	0	0	0	0
		Total Bench Trial Dispositions	0	0	0	0	0	0	0	0	0	0	0	0	0	0	0	0
	Total Jury Trial Dispositions	0	0	0	0	0	0	0	0	0	0	0	0	0	0	0	0	0
	Nye County District Court	New Filings (cases)	7	0	0	0	0	4	0	1	3	0	0	0	1	8	32	
		Reopened (cases)	0	0	0	0	0	0	0	0	0	0	0	3	0	0		
		Grand Total Dispositions	3	0	0	0	0	2	1	0	1	0	1	1	0	16		
		Total Non-Trial Dispositions	3	0	0	0	0	2	1	0	1	0	1	1	0	16		
Total Bench Trial Dispositions		0	0	0	0	0	0	0	0	0	0	0	0	0	0			
Total Jury Trial Dispositions	0	0	0	0	0	0	0	0	0	0	0	0	0	0	0	0	0	
6th Judicial District	Humboldt County District Court	New Filings (cases)	2	12	0	0	1	0	4	5	5	0	0	1	1	4	15	
		Reopened (cases)	0	0	0	0	0	0	0	0	0	0	0	0	0	0	0	
		Grand Total Dispositions	3	11	0	0	1	0	3	5	3	0	0	1	2	1	16	
		Total Non-Trial Dispositions	3	11	0	0	1	0	3	5	3	0	0	1	2	1	12	
		Total Bench Trial Dispositions	0	0	0	0	0	0	0	0	0	0	0	0	0	0	4	
Total Jury Trial Dispositions	0	0	0	0	0	0	0	0	0	0	0	0	0	0	0	0		
7th Judicial District	Eureka County District Court	New Filings (cases)	1	0	0	0	0	0	0	0	0	0	0	0	0	0	2	
		Reopened (cases)	0	0	0	0	0	0	0	0	0	0	0	0	0	0	0	
		Grand Total Dispositions	0	0	0	0	0	0	0	0	0	0	0	0	0	0	0	
		Total Non-Trial Dispositions	0	0	0	0	0	0	0	0	0	0	0	0	0	0	0	
		Total Bench Trial Dispositions	0	0	0	0	0	0	0	0	0	0	0	0	0	0	0	
	Total Jury Trial Dispositions	0	0	0	0	0	0	0	0	0	0	0	0	0	0	0	0	
	Lincoln County District Court	New Filings (cases)	0	0	0	0	0	0	0	5	0	0	0	0	1	0	4	
		Reopened (cases)	0	0	0	0	0	0	0	0	0	0	0	0	0	0	0	
		Grand Total Dispositions	0	0	0	0	0	0	0	2	0	0	0	0	0	0	3	
		Total Non-Trial Dispositions	0	0	0	0	0	0	0	2	0	0	0	0	0	0	3	
Total Bench Trial Dispositions		0	0	0	0	0	0	0	0	0	0	0	0	0	0	0		
Total Jury Trial Dispositions	0	0	0	0	0	0	0	0	0	0	0	0	0	0	0	0		
White Pine County District Court	New Filings (cases)	3	0	0	0	0	1	1	18	3	0	0	0	0	2	11		
	Reopened (cases)	0	0	0	0	0	1	0	0	0	0	0	0	0	0	1		
	Grand Total Dispositions	1	0	0	0	0	3	1	14	3	0	0	0	0	1	14		
	Total Non-Trial Dispositions	1	0	0	0	0	3	1	14	3	0	0	0	0	0	14		
	Total Bench Trial Dispositions	0	0	0	0	0	0	0	0	0	0	0	0	0	1	0		
Total Jury Trial Dispositions	0	0	0	0	0	0	0	0	0	0	0	0	0	0	0	0		

Source: Uniform System for Judicial Records, Nevada AOC, Research and Statistics Unit.

Table B2-2. Civil Caseload Processed by District Courts in Nevada, Fiscal Year 2023.

District Court Civil Caseload, Judicial Review/Appeal, Civil Writ, and Other Civil (3 of 3)				Judicial Review/Appeal							Civil Writ					Other Civil		
				Petition to Seal Records	Mental Competency	Department of Motor Vehicle Appeal	Worker's Compensation Appeal	Other Nevada State Agency Appeal	Appeal from Lower Court	Other Judicial Review/Appeal	Writ of Habeas Corpus	Writ of Mandamus	Writ of Quo Warranto	Writ of Prohibition	Other Civil Writ	Compromise of Minor's Claim	Foreign Judgment	Other Civil Matters
8th Judicial District	Clark County District Court	New Filings (cases)	657	0	2	72	169	966	103	260	40	0	1	12	1,995	438	2,070	
		Reopened (cases)	16	0	0	3	7	83	7	23	4	0	0	1	259	14	155	
		Grand Total Dispositions	672	0	0	85	152	1,018	114	266	81	1	1	11	2,147	454	2,212	
		Total Non-Trial Dispositions	672	0	0	85	152	1,017	113	264	81	1	1	11	2,146	454	2,192	
		Total Bench Trial Dispositions	0	0	0	0	0	1	1	2	0	0	0	0	1	0	16	
		Total Jury Trial Dispositions	0	0	0	0	0	0	0	0	0	0	0	0	0	4		
9th Judicial District	Douglas County District Court	New Filings (cases)	6	0	0	0	1	2	4	2	0	0	0	0	4	7	34	
		Reopened (cases)	3	0	0	0	0	0	0	0	0	0	0	0	1	2	7	
		Grand Total Dispositions	8	0	0	0	2	3	4	0	0	0	0	1	3	7	37	
		Total Non-Trial Dispositions	8	0	0	0	2	3	4	0	0	0	0	1	3	7	37	
		Total Bench Trial Dispositions	0	0	0	0	0	0	0	0	0	0	0	0	0	0	0	
		Total Jury Trial Dispositions	0	0	0	0	0	0	0	0	0	0	0	0	0	0		
10th Judicial District	Churchill County District Court	New Filings (cases)	6	27	0	0	0	7	1	0	0	0	0	0	2	1	20	
		Reopened (cases)	0	2	0	0	0	0	0	0	0	0	0	0	1	0	2	
		Grand Total Dispositions	3	25	0	0	2	7	0	0	0	0	0	0	3	0	38	
		Total Non-Trial Dispositions	3	25	0	0	2	7	0	0	0	0	0	0	3	0	37	
		Total Bench Trial Dispositions	0	0	0	0	0	0	0	0	0	0	0	0	0	0	1	
		Total Jury Trial Dispositions	0	0	0	0	0	0	0	0	0	0	0	0	0	0		
11th Judicial District	Lander County District Court	New Filings (cases)	0	0	0	0	0	0	1	1	1	0	0	0	2	0	18	
		Reopened (cases)	0	0	0	0	0	0	0	0	0	0	0	0	0	0	0	
		Grand Total Dispositions	0	0	0	0	0	0	0	0	0	0	0	0	0	1	2	
		Total Non-Trial Dispositions	0	0	0	0	0	0	0	0	0	0	0	0	0	1	2	
		Total Bench Trial Dispositions	0	0	0	0	0	0	0	0	0	0	0	0	0	0	0	
			Total Jury Trial Dispositions	0	0	0	0	0	0	0	0	0	0	0	0	0		
	Mineral County District Court	New Filings (cases)	0	6	0	0	0	0	0	0	1	4	0	0	0	2	0	9
		Reopened (cases)	0	0	0	0	0	0	0	0	0	0	0	0	0	0	0	1
		Grand Total Dispositions	0	4	0	0	0	0	0	0	0	0	0	0	0	0	0	6
		Total Non-Trial Dispositions	0	4	0	0	0	0	0	0	0	0	0	0	0	0	0	6
		Total Bench Trial Dispositions	0	0	0	0	0	0	0	0	0	0	0	0	0	0	0	0
			Total Jury Trial Dispositions	0	0	0	0	0	0	0	0	0	0	0	0	0	0	
	Pershing County District Court	New Filings (cases)	0	5	0	0	0	0	0	0	17	9	0	0	0	0	0	39
Reopened (cases)		0	0	0	0	0	0	0	0	1	1	0	0	0	0	0	6	
Grand Total Dispositions		0	3	0	0	0	1	0	12	7	0	0	0	0	0	0	30	
Total Non-Trial Dispositions		0	3	0	0	0	1	0	12	7	0	0	0	0	0	0	30	
Total Bench Trial Dispositions		0	0	0	0	0	0	0	0	0	0	0	0	0	0	0	0	
		Total Jury Trial Dispositions	0	0	0	0	0	0	0	0	0	0	0	0	0	0		

Source: Uniform System for Judicial Records, Nevada AOC, Research and Statistics Unit.

Table B3. Family Caseload Processed by District Courts in Nevada, Fiscal Year 2023.

District Court, Family Caseload (1 of 3)			Domestic Relations Case													Mental Health Case	Guardianships Case	Totals
			Marriage Dissolution	Paternity	Visitation (Non-Divorce)	Adoptions	Custody (Non-Divorce)	Support			TPR ^a		Protection Orders		Other Domestic Relations			
								IV-D UIFSA	IV-D Intrastate	Other Support	State Initiated (TPR) Petition	Other (TPR) Petition	Request for Domestic Violence Protective Orders (TPOs)	High-Risk Protection Orders				
Totals^b	Nevada District Courts	New Filings (cases)	16,247	420	118	1,141	3,965	917	2,518	57	195	429	12,887	9	3,205	7,635	3,020	52,763
		Reopened (cases)	4,488	205	22	60	2,378	1,068	1,048	33	7	35	475	0	267	4,603	3,309	17,998
		Grand Total Dispositions	20,305	667	143	1,171	5,893	1,108	4,070	61	158	499	12,954	9	3,470	9,833	6,086	66,427
		Total Non-Trial Dispositions	19,811	636	127	1,078	5,587	1,103	4,048	61	149	481	12,954	9	3,442	9,675	5,809	64,970
		Total Trial Dispositions	494	31	16	93	306	5	22	0	9	18	0	0	28	158	277	1,457
1st Judicial District	Carson City District Court	New Filings (cases)	288	8	0	46	101	15	36	4	47	19	113	0	60	70	96	903
		Reopened (cases)	109	4	0	10	82	60	60	28	4	1	6	0	6	0	189	559
		Grand Total Dispositions	433	8	0	64	162	89	128	39	46	19	86	0	61	60	267	1,462
		Total Non-Trial Dispositions	430	8	0	64	159	89	128	39	46	19	86	0	61	60	267	1,456
	Total Trial Dispositions	3	0	0	0	3	0	0	0	0	0	0	0	0	0	0	0	6
	Storey County District Court	New Filings (cases)	4	0	0	1	1	0	0	0	1	0	0	0	7	0	4	18
		Reopened (cases)	2	0	0	0	0	0	0	0	1	0	0	0	0	0	2	5
Grand Total Dispositions		8	0	0	0	0	0	0	0	0	0	1	0	5	0	1	15	
Total Non-Trial Dispositions	8	0	0	0	0	0	0	0	0	0	1	0	5	0	1	15		
Total Trial Dispositions	0	0	0	0	0	0	0	0	0	0	0	0	0	0	0	0	0	
2nd Judicial District	Washoe County District Court	New Filings (cases)	1,931	4	27	192	509	488 ^c	(c)	0	140	0	2,210	2	99	2,117	514	8,233
		Reopened (cases)	654	16	7	5	447	566		0	0	1	55	0	6	1	65	1,823
		Grand Total Dispositions	1,886	7	32	148	504	352		0	108	0	2,222	2	101	2,126	440	7,928
		Total Non-Trial Dispositions	1,842	7	25	63	467	352		0	99	0	2,222	2	87	1,969	188	7,323
		Total Trial Dispositions	44	0	7	85	37	0		0	9	0	0	0	14	157	252	605
3rd Judicial District	Lyon County District Court	New Filings (cases)	183	1	4	17	60	34	76	0	0	4	7	ND	47	0	67	500
		Reopened (cases)	72	0	0	0	42	31	113	1	0	0	0	0	1	0	160	420
		Grand Total Dispositions	231	1	3	17	91	54	185	0	0	6	7		43	0	221	859
		Total Non-Trial Dispositions	229	1	3	17	91	54	185	0	0	6	7		43	0	221	857
Total Trial Dispositions	2	0	0	0	0	0	0	0	0	0	0	0	0	0	0	0	2	
4th Judicial District	Elko County District Court	New Filings (cases)	217	4	3	25	47	14	72	0	6	22	25	0	40	1	56	532
		Reopened (cases)	94	8	1	5	9	26	82	2	0	3	3	0	5	0	211	449
		Grand Total Dispositions	350	15	4	33	61	55	207	9	0	20	28	0	50	1	211	1,044
		Total Non-Trial Dispositions	333	12	3	33	57	55	207	9	0	20	28	0	50	1	211	1,019
Total Trial Dispositions	17	3	1	0	4	0	0	0	0	0	0	0	0	0	0	0	25	

^a NRS Chapter 128 allows termination of parental rights through motion in existing juvenile child abuse and neglect cases (Table B4). These terminations through motion are not reported separately in these tables.

^b Totals reflect aggregate information from the Nevada District Courts. Information contained herein may reflect non-standard reporting and is noted by subsequent footnotes.

^c All IV-D matters reported in the IV-D UIFSA case type.

ND No Data.

Source: Uniform System for Judicial Records, Nevada AOC, Research and Statistics Unit.

Table B3. Family Caseload Processed by District Courts in Nevada, Fiscal Year 2023.

District Court, Family Caseload (2 of 3)				Domestic Relations Case											Mental Health Case	Guardianships Case	Totals		
				Marriage Dissolution	Paternity	Visitation (Non-Divorce)	Adoptions	Custody (Non-Divorce)	Support			TPR ^a		Protection Orders				Other Domestic Relations	
									IV-D UIFSA	IV-D Intrastate	Other Support	State Initiated (TPR) Petition	Other (TPR) Petition	Request for Domestic Violence Protective Orders (TPOs)					High-Risk Protection Orders
5th Judicial District	Esmeralda County District Court	New Filings (cases)	0	0	0	0	1	0	0	0	0	0	0	ND	0	0	0	1	
		Reopened (cases)	0	0	0	0	0	0	0	0	0	0	0		0	0	0	0	
		Grand Total Dispositions	0	0	0	0	0	0	0	0	0	0	0		0	0	0	0	
		Total Non-Trial Dispositions	0	0	0	0	0	0	0	0	0	0	0		0	0	0	0	
		Total Trial Dispositions	0	0	0	0	0	0	0	0	0	0	0		0	0	0	0	
	Nye County District Court	New Filings (cases)	253	4	2	2	39	127	19	0	0	7	0	0	51	0	54	558	
		Reopened (cases)	23	2	0	0	2	1	0	0	0	0	0	0	1	0	9	38	
		Grand Total Dispositions	224	4	2	0	25	0	0	0	0	2	0	0	40	0	32	329	
		Total Non-Trial Dispositions	224	4	2	0	23	0	0	0	0	2	0	0	39	0	22	316	
		Total Trial Dispositions	0	0	0	0	2	0	0	0	0	0	0	0	1	0	10	13	
6th Judicial District	Humboldt County District Court	New Filings (cases)	172	6	0	3	19	0	20	35	0	6	25	0	8	3	18	315	
		Reopened (cases)	23	1	0	0	2	8	27	1	0	1	0	0	0	0	9	72	
		Grand Total Dispositions	175	7	0	5	20	1	10	4	0	9	37	0	10	2	45	325	
		Total Non-Trial Dispositions	175	7	0	5	20	1	10	4	0	9	37	0	10	2	43	323	
		Total Trial Dispositions	0	0	0	0	0	0	0	0	0	0	0	0	0	0	2	2	
7th Judicial District	Eureka County District Court	New Filings (cases)	4	0	0	0	0	0	0	0	0	0	0	0	1	0	3	8	
		Reopened (cases)	1	1	0	0	0	0	0	0	0	0	0	0	0	0	0	2	
		Grand Total Dispositions	6	0	1	0	0	0	0	0	0	0	0	0	2	0	4	13	
		Total Non-Trial Dispositions	6	0	1	0	0	0	0	0	0	0	0	0	2	0	4	13	
		Total Trial Dispositions	0	0	0	0	0	0	0	0	0	0	0	0	0	0	0	0	
	Lincoln County District Court	New Filings (cases)	7	0	0	3	1	0	1	1	0	0	0	0	0	0	8	21	
		Reopened (cases)	1	0	0	0	0	0	0	0	0	0	0	0	0	0	1	6	
		Grand Total Dispositions	6	0	0	1	1	0	0	0	0	0	0	0	0	0	3	11	
		Total Non-Trial Dispositions	3	0	0	0	1	0	0	0	0	0	0	0	0	0	2	6	
		Total Trial Dispositions	3	0	0	1	0	0	0	0	0	0	0	0	0	0	1	5	
White Pine County District Court	New Filings (cases)	37	0	0	6	16	2	14	0	0	3	0	ND	0	12	8	98		
	Reopened (cases)	18	0	0	0	7	2	8	0	0	0	0		0	0	2	37		
	Grand Total Dispositions	48	0	0	6	19	5	20	0	0	1	0		0	14	5	118		
	Total Non-Trial Dispositions	44	0	0	2	16	0	0	0	0	1	0		0	13	2	78		
	Total Trial Dispositions	4	0	0	4	3	5	20	0	0	0	0		0	1	3	40		

^a NRS Chapter 128 allows termination of parental rights through motion in existing juvenile child abuse and neglect cases (Table B4). These terminations through motion are not reported separately in these tables.

ND No Data.

Source: Uniform System for Judicial Records, Nevada AOC, Research and Statistics Unit.

Table B3. Family Caseload Processed by District Courts in Nevada, Fiscal Year 2023.

District Court, Family Caseload (3 of 3)				Domestic Relations Case													Mental Health Case	Guardianships Case	Totals
				Marriage Dissolution	Paternity	Visitation (Non-Divorce)	Adoptions	Custody (Non-Divorce)	Support			TPR ^a		Protection Orders		Other Domestic Relations			
									IV-D UIFSA	IV-D Intrastate	Other Support	State Initiated (TPR) Petition	Other (TPR) Petition	Request for Domestic Violence Protective Orders (TPOs)	High-Risk Protection Orders				
8th Judicial District	Clark County	Clark County District Court	New Filings (cases)	12,259	269	82	810	3,129	204	2,237	5	1	351	10,499	7	2,869	5,412	2,124	40,258
			Reopened (cases)	3,334	164	14	37	1,749	290	708	0	2	29	407	0	246	4,601	2,506	14,087
			Grand Total Dispositions	15,943	490	101	860	4,932	442	3,448	7	4	426	10,562	7	3,130	7,614	4,656	52,622
			Total Non-Trial Dispositions	15,538	462	93	859	4,677	442	3,448	7	4	408	10,562	7	3,117	7,614	4,651	51,889
		Total Trial Dispositions	405	28	8	1	255	0	0	0	0	18	0	0	13	0	5	733	
9th Judicial District	Douglas County	Douglas County District Court	New Filings (cases)	384	124	0	14	0	14	0	0	0	0	0	0	0	9	29	574
			Reopened (cases)	64	6	0	3	0	4	1	0	0	0	0	0	0	1	115	194
			Grand Total Dispositions	440	132	0	16	0	20	1	0	0	0	0	0	0	5	130	744
			Total Non-Trial Dispositions	429	132	0	16	0	20	1	0	0	0	0	0	0	5	128	731
		Total Trial Dispositions	11	0	0	0	0	0	0	0	0	0	0	0	0	0	2	13	
10th Judicial District	Churchill County	Churchill County District Court	New Filings (cases)	433	0	0	14	33	16	26	2	0	13	8	0	22	9	19	595
			Reopened (cases)	69	1	0	0	35	79	42	0	0	0	4	0	0	0	39	269
			Grand Total Dispositions	496	1	0	16	66	90	64	2	0	16	11	0	26	9	63	860
			Total Non-Trial Dispositions	494	1	0	16	64	90	64	2	0	16	11	0	26	9	63	856
		Total Trial Dispositions	2	0	0	0	2	0	0	0	0	0	0	0	0	0	0	4	
11th Judicial District	Lander County	Lander County District Court	New Filings (cases)	46	0	0	6	2	0	0	0	0	3	0	0	1	0	4	62
			Reopened (cases)	15	2	0	0	0	0	0	0	0	0	0	0	0	0	0	17
			Grand Total Dispositions	35	0	0	2	1	0	0	0	0	0	0	0	1	0	1	40
			Total Non-Trial Dispositions	32	0	0	2	1	0	0	0	0	0	0	0	1	0	1	37
			Total Trial Dispositions	3	0	0	0	0	0	0	0	0	0	0	0	0	0	0	3
	Mineral County	Mineral County District Court	New Filings (cases)	14	0	0	0	2	3	7	6	0	1	0	0	0	0	9	42
			Reopened (cases)	0	0	0	0	0	1	5	0	0	0	0	0	2	0	0	8
			Grand Total Dispositions	8	0	0	0	6	0	0	0	0	0	0	0	1	0	2	17
			Total Non-Trial Dispositions	8	0	0	0	6	0	0	0	0	0	0	0	1	0	2	17
			Total Trial Dispositions	0	0	0	0	0	0	0	0	0	0	0	0	0	0	0	0
	Pershing County	Pershing County District Court	New Filings (cases)	15	0	0	2	5	0	10	4	0	0	0	0	0	2	7	45
			Reopened (cases)	9	0	0	0	3	0	2	1	0	0	0	0	0	0	2	17
		Grand Total Dispositions	16	2	0	3	5	0	7	0	0	0	0	0	0	2	5	40	
		Total Non-Trial Dispositions	16	2	0	1	5	0	5	0	0	0	0	0	0	2	3	34	
		Total Trial Dispositions	0	0	0	2	0	0	2	0	0	0	0	0	0	0	2	6	

^a NRS Chapter 128 allows termination of parental rights through motion in existing juvenile child abuse and neglect cases (Table B4). These terminations through motion are not reported separately in these tables.

Source: Uniform System for Judicial Records, Nevada AOC, Research and Statistics Unit.

Table B4. Juvenile Caseload Processed by District Courts in Nevada, Fiscal Year 2023.

District Court, Juvenile Non-Traffic Caseload (1 of 3)			Delinquency					Status Petition	Dependency/ Child Victim ^a			Miscellaneous Petition	Totals	Hearings			
			Person	Property	Drug	Public Order	Other Delinquency		Child Abuse/ Neglect Petition	Dependent (no fault)	Other Dependency Child Victim			Informal Hearings (Involving a Judicial Officer)	Detention Hearings	Extradition Hearings	Protective Custody Hearings
Totals^b	Nevada District Courts	New Filings (cases)	1,905	1,170	574	234	1,040	154	1,706	2	3	121	6,909	250	2,884	0	1,930
		Reopened (cases)	601	284	94	84	236	10	293	1	0	4	1,607				
		Charges	3,713	3,143	983	724	3,241	171	-	-	-	-	11,975				
		Grand Total Dispositions	2,783	1,389	683	391	1,315	126	2,258	2	1	162	9,110				
		Total Non-Trial Dispositions	2,773	1,387	683	390	1,312	125	1,975	2	1	146	8,794				
		Total Trial Dispositions	10	2	0	1	3	1	283	0	0	16	316				
1st Judicial District	Carson City District Court	New Filings (cases)	29	28	6	10	8	2	19	0	0	0	102	0	145	0	15
		Reopened (cases)	26	15	6	1	2	1	118	0	0	0	169				
		Charges	55	34	11	12	36	2	-	-	-	0	150				
		Grand Total Dispositions	44	36	12	9	8	1	114	0	0	0	224				
		Total Non-Trial Dispositions	41	36	12	9	8	1	113	0	0	0	220				
		Total Trial Dispositions	3	0	0	0	0	0	1	0	0	0	4				
1st Judicial District	Storey County District Court	New Filings (cases)	0	0	0	0	0	0	0	0	0	0	0	0	0	0	0
		Reopened (cases)	0	0	0	0	0	0	0	0	0	0	0	0			
		Charges	0	0	0	0	0	0	-	-	-	0	0				
		Grand Total Dispositions	0	0	0	0	0	0	0	0	0	0	0				
		Total Non-Trial Dispositions	0	0	0	0	0	0	0	0	0	0	0				
		Total Trial Dispositions	0	0	0	0	0	0	0	0	0	0	0				
2nd Judicial District	Washoe County District Court	New Filings (cases)	401	210	263	11	131	ND	242 ^c	(c)	(c)	56 ^d	1,314	0	471 ^f	(f)	271
		Reopened (cases) ^g	-	-	-	-	-	-	-	-	-	-	- ^g				
		Charges	643	362	446	68	381	-	-	-	-	-	1,900				
		Grand Total Dispositions ^h	469	213	252	13	116	-	544	-	-	60 ^d	1,667 ^h				
		Total Non-Trial Dispositions	469	212	252	13	116	-	381	-	-	60	1,503				
		Total Trial Dispositions	0	1	0	0	0	-	163	-	-	0	164				
3rd Judicial District	Lyon County District Court	New Filings (cases)	40	53	25	5	6	57	11	0	0	0	197	0	62	0	1
		Reopened (cases)	4	9	7	3	2	0	0	0	0	0	25				
		Charges	66	85	42	14	12	64	-	-	-	0	283				
		Grand Total Dispositions	30	41	17	6	7	40	26	0	0	1	168				
		Total Non-Trial Dispositions	30	41	17	6	7	39	26	0	0	1	167				
		Total Trial Dispositions	0	0	0	0	0	1	0	0	0	0	1				
4th Judicial District	Elko County District Court	New Filings (cases)	39	21	15	3	18	23	11	0	0	10 ⁱ	140	0	78	0	46
		Reopened (cases)	3	7	3	1	2	0	37	0	0	0	53				
		Charges	63	36	21	20	29	28	-	-	-	0	197				
		Grand Total Dispositions	54	33	19	6	13	13	49	0	0	10 ^j	197				
		Total Non-Trial Dispositions	54	33	19	6	13	13	34	0	0	10	182				
		Total Trial Dispositions	0	0	0	0	0	0	15	0	0	0	15				

^a May include termination of parental right actions filed through motion per NRS Chapter 128 in existing child abuse/neglect cases. These terminations through motion are not reported separately on this table.

^b Totals reflect aggregate information from the Nevada District Courts. Information contained herein may reflect non-standard reporting and is noted by subsequent footnotes. Delinquency case types determined by the USJR charge hierarchy defined in the Nevada Courts Statistical Reporting Dictionary.

^c All Dependency/ Child Victim matters reported in the Child Abuse/Neglect Petition case type.

^d Includes Juvenile Protection Orders only.

^f Detention hearings include extradition hearings counts.

^g Reopened (cases) not reported.

^h Includes administrative case closures.

^j Includes Juvenile Protection Orders.

ND No Data.

Source: Uniform System for Judicial Records, Nevada AOC, Research and Statistics Unit.

Table B4. Juvenile Caseload Processed by District Courts in Nevada, Fiscal Year 2023.

District Court, Juvenile Non-Traffic Caseload (2 of 3)				Delinquency					Status Petition	Dependency/ Child Victim ^a			Miscellaneous Petition	Totals	Hearings					
				Person	Property	Drug	Public Order	Other Delinquency		Child Abuse/ Neglect Petition	Dependent (no fault)	Other Dependency Child Victim			Informal Hearings (Involving a Judicial Officer)	Detention Hearings	Extradition Hearings	Protective Custody Hearings		
5th Judicial District	Esmeralda County District Court	New Filings (cases)	0	0	0	0	0	0	0	0	0	0	0	0	0	0	0	0	0	
		Reopened (cases)	0	0	0	0	0	0	0	0	0	0	0	0	0	0	0	0	0	0
		Charges	0	0	0	0	0	0	0	-	-	-	0	0	0	0	0	0	0	0
		Grand Total Dispositions	0	0	0	0	0	0	0	1	0	0	0	0	0	0	0	0	0	0
		Total Non-Trial Dispositions	0	0	0	0	0	0	0	1	0	0	0	0	0	0	0	0	0	0
	Total Trial Dispositions	0	0	0	0	0	0	0	0	0	0	0	0	0	0	0	0	0	0	0
	Nye County District Court	New Filings (cases)	36	4	9	5	20	40	25	0	2	19	160	0	0	0	0	0	0	0
		Reopened (cases)	1	0	0	0	0	1	3	0	0	0	5	0	0	0	0	0	0	0
		Charges	48	6	16	6	27	41	-	-	-	0	144	0	0	0	0	0	0	0
		Grand Total Dispositions	43	21	11	18	12	29	10	0	0	34	178	0	0	0	0	0	0	0
Total Non-Trial Dispositions		43	21	11	18	12	29	10	0	0	34	178	0	0	0	0	0	0	0	
Total Trial Dispositions	0	0	0	0	0	0	0	0	0	0	0	0	0	0	0	0	0	0	0	
6th Judicial District	Humboldt County District Court	New Filings (cases)	16	9	2	30	5	0	10	0	0	3	75	0	15	0	0	0	0	
		Reopened (cases)	0	0	0	0	0	0	0	0	0	0	0	0	0	0	0	0	0	0
		Charges	20	17	3	43	6	0	-	-	-	0	89	0	0	0	0	0	0	0
		Grand Total Dispositions	19	5	5	30	1	0	9	0	0	1	70	0	0	0	0	0	0	0
		Total Non-Trial Dispositions	18	5	5	30	1	0	8	0	0	1	68	0	0	0	0	0	0	0
Total Trial Dispositions	1	0	0	0	0	0	1	0	0	0	2	0	0	0	0	0	0	0		
7th Judicial District	Eureka County District Court	New Filings (cases)	0	0	0	0	3	0	2	0	0	5	0	0	0	0	0	0	0	
		Reopened (cases)	0	0	0	0	0	0	0	0	0	0	0	0	0	0	0	0	0	0
		Charges	0	0	0	0	3	0	-	-	-	0	3	0	0	0	0	0	0	0
		Grand Total Dispositions	0	0	0	0	0	0	0	0	0	0	0	0	0	0	0	0	0	0
		Total Non-Trial Dispositions	0	0	0	0	0	0	0	0	0	0	0	0	0	0	0	0	0	0
	Total Trial Dispositions	0	0	0	0	0	0	0	0	0	0	0	0	0	0	0	0	0	0	
	Lincoln County District Court	New Filings (cases)	1	1	2	3	1	1	0	0	0	9	0	0	0	0	0	0	0	
		Reopened (cases)	0	0	0	0	0	0	0	0	0	0	0	0	0	0	0	0	0	
		Charges	1	1	2	5	1	1	-	-	-	0	11	0	0	0	0	0	0	
		Grand Total Dispositions	1	1	1	1	1	0	0	0	0	0	5	0	0	0	0	0	0	
Total Non-Trial Dispositions		1	1	1	1	1	0	0	0	0	0	5	0	0	0	0	0	0		
Total Trial Dispositions	0	0	0	0	0	0	0	0	0	0	0	0	0	0	0	0	0			
White Pine County District Court	New Filings (cases)	21	7	17	9	60	11	5	0	0	5	135	0	0	0	0	0	0		
	Reopened (cases)	4	4	1	0	0	0	1	0	0	0	10	0	0	0	0	0	0		
	Charges	26	7	18	10	64	12	-	-	-	0	137	0	0	0	0	0	0		
	Grand Total Dispositions	25	14	22	5	65	10	7	0	0	1	149	0	0	0	0	0	0		
	Total Non-Trial Dispositions	25	14	22	5	64	10	3	0	0	1	144	0	0	0	0	0	0		
Total Trial Dispositions	0	0	0	0	1	0	4	0	0	0	5	0	0	0	0	0	0			

^a May include termination of parental right actions filed through motion per NRS Chapter 128 in existing child abuse/neglect cases. These terminations through motion are not reported separately on this table.

Source: Uniform System for Judicial Records, Nevada AOC, Research and Statistics Unit.

Table B4. Juvenile Caseload Processed by District Courts in Nevada, Fiscal Year 2023.

District Court, Juvenile Non-Traffic Caseload (3 of 3)				Delinquency					Status Petition	Dependency/ Child Victim ^a			Miscellaneous Petition	Totals	Hearings				
				Person	Property	Drug	Public Order	Other Delinquency		Child Abuse/ Neglect Petition	Dependent (no fault)	Other Dependency Child Victim			Informal Hearings (Involving a Judicial Officer)	Detention Hearings	Extradition Hearings	Protective Custody Hearings	
8th Judicial District	Clark County	Clark County District Court	New Filings (cases)	1,247	815	221	130	728	ND	1,359	2	0	19	4,521	ND	2,057	0	1,589	
			Reopened (cases)	539	244	70	61	218		83	1	0	4	1,220					
			Charges	2,680	2,565	408	505	2,616		-	-	-	0	8,774					
			Grand Total Dispositions	1,997	1,001	322	255	1,027		1,425	2	0	40	6,069					
			Total Non-Trial Dispositions	1,992	1,000	322	254	1,025		1,326	2	0	24	5,945					
			Total Trial Dispositions	5	1	0	1	2		99	0	0	16	124					
9th Judicial District	Douglas County	Douglas County District Court	New Filings (cases)	19	4	4	2	28	0	1	0	1	2	61	0	1	0	0	
			Reopened (cases)	2	0	3	0	6	0	6	0	0	0	17					
			Charges	23	4	5	4	27	3	-	-	-	0	66					
			Grand Total Dispositions	25	4	6	1	39	0	8	0	1	1	85					
			Total Non-Trial Dispositions	25	4	6	1	39	0	8	0	1	1	85					
			Total Trial Dispositions	0	0	0	0	0	0	0	0	0	0	0					
10th Judicial District	Churchill County	Churchill County District Court	New Filings (cases)	43	5	5	23	13	20	13	0	0	1 ^j	123	250	39	0	8	
			Reopened (cases)	21	5	3	18	3	8	45	0	0	0	103					
			Charges	59	10	6	34	16	20	-	-	-	0	145					
			Grand Total Dispositions	69	13	12	47	15	33	60	0	0	1 ^j	250					
			Total Non-Trial Dispositions	69	13	12	47	15	33	60	0	0	1	250					
			Total Trial Dispositions	0	0	0	0	0	0	0	0	0	0	0					
11th Judicial District	Lander County	Lander County District Court	New Filings (cases)	1	0	5	0	12	0	5	0	0	0	23	0	4	0	0	
			Reopened (cases)	0	0	0	0	0	0	0	0	0	0	0	0				
			Charges	1	0	5	0	13	0	-	-	-	0	19					
			Grand Total Dispositions	0	0	1	0	4	0	1	0	0	0	6					
			Total Non-Trial Dispositions	0	0	1	0	4	0	1	0	0	0	6					
			Total Trial Dispositions	0	0	0	0	0	0	0	0	0	0	0					
	Mineral County	Mineral County District Court	New Filings (cases)	10	8	0	1	2	0	1	0	0	0	22	0	2	0	0	
			Reopened (cases)	0	0	0	0	0	0	0	0	0	0	0	0				
			Charges	22	10	0	1	4	0	-	-	-	0	37					
			Grand Total Dispositions	5	3	0	0	1	0	2	0	0	0	11					
			Total Non-Trial Dispositions	5	3	0	0	1	0	2	0	0	0	11					
			Total Trial Dispositions	0	0	0	0	0	0	0	0	0	0	0					
Pershing County	Pershing County District Court	New Filings (cases)	2	5	0	2	5	0	2	0	0	6	22	0	10	0	0		
		Reopened (cases)	1	0	1	0	3	0	0	0	0	0	5						
		Charges	6	6	0	2	6	0	-	-	-	0	20						
		Grand Total Dispositions	2	4	3	0	6	0	2	0	0	13	30						
		Total Non-Trial Dispositions	1	4	3	0	6	0	2	0	0	13	29						
		Total Trial Dispositions	1	0	0	0	0	0	0	0	0	0	1						

^a May include termination of parental right actions filed through motion per NRS Chapter 128 in existing child abuse/neglect cases. These terminations through motion are not reported separately on this table.

^j Includes Juvenile Protection Orders.

ND No Data.

Source: Uniform System for Judicial Records, Nevada AOC, Research and Statistics Unit.

Table B5-1. Criminal Caseload Processed by Justice Courts in Nevada, Fiscal Year 2023.

Justice Court, Criminal Caseload, Aggregate (1 of 4)			Felony, Total	Gross Misdemeanor, Total	Misdemeanor (Non-Traffic), Total	Criminal Case Totals	Traffic, Infraction, and Parking Totals
Totals^a	Nevada Justice Courts	New Filings (cases)	28,067	4,720	33,345	66,132	215,031
		Reopened (cases)	2,073	579	2,170	4,822	537
		Charges	58,869	9,629	48,890	117,388	233,485
		Grand Total Dispositions	28,335	4,599	30,935	63,869	148,101
		Total Non-Trial Dispositions	28,330	4,597	30,725	63,652	147,836
		Total Trial Dispositions	5	2	210	217	265
1st Judicial District	Carson City Justice Court ^b	New Filings (cases)	783	119	927	1,829	8,701
		Reopened (cases)	14	1	10	25	5
		Charges	1,366	280	1,766	3,412	11,034
		Grand Total Dispositions	531	94	808	1,433	8,388
		Total Non-Trial Dispositions	531	94	789	1,414	8,366
		Total Trial Dispositions	0	0	19	19	22
Storey County	Virginia City Justice Court	New Filings (cases)	42	22	183	247	1,943
		Reopened (cases)	0	0	0	0	2
		Charges	50	28	202	280	2,428
		Grand Total Dispositions	23	17	140	180	1,542
		Total Non-Trial Dispositions	23	17	139	179	1,524
		Total Trial Dispositions	0	0	1	1	18
2nd Judicial District	Incline Village Justice Court	New Filings (cases)	27	3	97	127	1,245
		Reopened (cases)	6	2	58	66	15
		Charges	50	8	128	186	1,368
		Grand Total Dispositions	30	6	173	209	1,235
		Total Non-Trial Dispositions	30	6	164	200	1,234
		Total Trial Dispositions	0	0	9	9	1
	Reno Justice Court	New Filings (cases)	2,236	380	1,718	4,334	10,917
		Reopened (cases)	602	136	557	1,295	117
		Charges	3,685	669	3,194	7,548	13,396
		Grand Total Dispositions	3,153	582	2,597	6,332	11,898
		Total Non-Trial Dispositions	3,153	582	2,581	6,316	11,883
		Total Trial Dispositions	0	0	16	16	15
	Sparks Justice Court	New Filings (cases)	985	175	901	2,061	3,411
		Reopened (cases)	352	81	316	749	54
		Charges	1,554	316	1,602	3,472	4,583
		Grand Total Dispositions	1,514	265	1,199	2,978	3,497
Total Non-Trial Dispositions		1,514	265	1,193	2,972	3,492	
Total Trial Dispositions		0	0	6	6	5	
Wadsworth Justice Court	New Filings (cases)	0	0	62	62	2,274	
	Reopened (cases)	0	0	16	16	93	
	Charges	0	0	69	69	2,604	
	Grand Total Dispositions	0	0	72	72	1,888	
	Total Non-Trial Dispositions	0	0	68	68	1,886	
	Total Trial Dispositions	0	0	4	4	2	
3rd Judicial District	Canal Justice Court	New Filings (cases)	115	24	238	377	1,177
		Reopened (cases)	7	1	1	9	0
		Charges	158	39	292	489	1,497
		Grand Total Dispositions	136	27	242	405	792
		Total Non-Trial Dispositions	136	27	242	405	790
		Total Trial Dispositions	0	0	0	0	2
	Dayton Justice Court	New Filings (cases)	61	17	352	430	1,419
		Reopened (cases)	1	0	0	1	0
		Charges	107	27	468	602	1,876
		Grand Total Dispositions	65	20	329	414	1,267
		Total Non-Trial Dispositions	65	20	327	412	1,267
		Total Trial Dispositions	0	0	2	2	0
Walker River Justice Court	New Filings (cases)	118	18	369	505	1,239	
	Reopened (cases)	1	0	0	1	0	
	Charges	163	31	578	772	1,747	
	Grand Total Dispositions	111	17	334	462	1,098	
	Total Non-Trial Dispositions	111	17	330	458	1,093	
	Total Trial Dispositions	0	0	4	4	5	

^a Totals reflect aggregate information from the Nevada Justice Courts. Information contained herein may reflect non-standard reporting and is noted by subsequent footnotes. Case types determined by the USJR charge hierarchy defined in the Nevada Courts Statistical Reporting Dictionary. Civil Infraction reporting began January 2023.

^b Carson City is a consolidated municipality and the justice court includes municipal court information. Statistics are reported in the justice court tables only.

Source: Uniform System for Judicial Records, Nevada AOC, Research and Statistics Unit.

Table B5-1. Criminal Caseload Processed by Justice Courts in Nevada, Fiscal Year 2023.

Justice Court, Criminal Caseload, Aggregate (2 of 4)				Felony, Total	Gross Misdemeanor, Total	Misdemeanor (Non-Traffic), Total	Criminal Case Totals	Traffic, Infraction, and Parking Totals
4th Judicial District	Elko County	Carlin Justice Court	New Filings (cases)	0	1	67	68	493
			Reopened (cases)	0	0	0	0	0
			Charges	0	1	93	94	596
			Grand Total Dispositions	0	0	65	65	509
			Total Non-Trial Dispositions	0	0	65	65	508
			Total Trial Dispositions	0	0	0	0	1
		Eastline Justice Court	New Filings (cases)	0	0	104	104	280
			Reopened (cases)	0	0	24	24	4
			Charges	0	0	147	147	362
			Grand Total Dispositions	0	0	100	100	369 ^c
			Total Non-Trial Dispositions	0	0	99	99	368
			Total Trial Dispositions	0	0	1	1	1
		Elko Justice Court	New Filings (cases)	504	61	594	1,159	3,407
			Reopened (cases)	36	4	122	162	114
			Charges	1,158	175	909	2,242	4,338
			Grand Total Dispositions	502	66	760	1,328	3,588
Total Non-Trial Dispositions	502		66	745	1,313	3,576		
Total Trial Dispositions	0		0	15	15	12		
Wells Justice Court	New Filings (cases)	0	1	98	99	2,712		
	Reopened (cases)	0	0	1	1	2		
	Charges	0	1	123	124	3,005		
	Grand Total Dispositions	0	0	100	100	2,468		
	Total Non-Trial Dispositions	0	0	98	98	2,459		
	Total Trial Dispositions	0	0	2	2	9		
5th Judicial District	Esmeralda County	Esmeralda Justice Court	New Filings (cases)	18	0	14	32	1,924
			Reopened (cases)	0	0	0	0	1
			Charges	52	0	22	74	2,109
			Grand Total Dispositions	6	0	0	6	2,279 ^c
			Total Non-Trial Dispositions	6	0	0	6	2,267
			Total Trial Dispositions	0	0	0	0	12
	Nye County	Beatty Justice Court	New Filings (cases)	35	17	83	135	1,504
			Reopened (cases)	0	0	0	0	0
			Charges	52	21	87	160	1,758
			Grand Total Dispositions	25	8	54	87	1,354
			Total Non-Trial Dispositions	25	8	54	87	1,352
			Total Trial Dispositions	0	0	0	0	2
		Pahrump Justice Court	New Filings (cases)	598	148	776	1,522	3,998
			Reopened (cases)	46	8	80	134	56
			Charges	858	245	1,053	2,156	4,909
			Grand Total Dispositions	703	158	909	1,770	3,370
Total Non-Trial Dispositions	703	158	900	1,761	3,364			
Total Trial Dispositions	0	0	9	9	6			
Tonopah Justice Court	New Filings (cases)	62	19	88	169	1,897		
	Reopened (cases)	3	1	0	4	2		
	Charges	98	31	95	224	2,311		
	Grand Total Dispositions	35	10	87	132	1,640		
Total Non-Trial Dispositions	35	10	87	132	1,639			
Total Trial Dispositions	0	0	0	0	1			
6th Judicial District	Humboldt County	Union Justice Court	New Filings (cases)	177	25	360	562	2,643
			Reopened (cases)	4	0	0	4	1
			Charges	354	45	479	878	3,061
			Grand Total Dispositions	199	20	350	569	2,510
			Total Non-Trial Dispositions	199	20	343	562	2,502
			Total Trial Dispositions	0	0	7	7	8

^c Includes administrative case closures.

Source: Uniform System for Judicial Records, Nevada AOC, Research and Statistics Unit.

Table B5-1. Criminal Caseload Processed by Justice Courts in Nevada, Fiscal Year 2023.

Justice Court, Criminal Caseload, Aggregate (3 of 4)				Felony, Total	Gross Misdemeanor, Total	Misdemeanor (Non-Traffic), Total	Criminal Case Totals	Traffic, Infraction, and Parking Totals
7th Judicial District	Eureka County	Eureka Justice Court	New Filings (cases)	13	1	37	51	668
			Reopened (cases)	0	0	0	0	0
			Charges	22	5	82	109	778
			Grand Total Dispositions	12	1	39	52	1,061 ^c
			Total Non-Trial Dispositions	12	1	35	48	1,058
	Total Trial Dispositions	0	0	4	4	3		
	Lincoln County	Meadow Valley Justice Court	New Filings (cases)	30	8	25	63	635
			Reopened (cases)	0	0	2	2	0
			Charges	44	19	58	121	694
			Grand Total Dispositions	28	6	19	53	628
			Total Non-Trial Dispositions	28	6	17	51	626
		Total Trial Dispositions	0	0	2	2	2	
		Pahrnatag Valley Justice Court	New Filings (cases)	13	0	28	41	1,951
			Reopened (cases)	0	0	0	0	3
			Charges	52	2	45	99	2,149
Grand Total Dispositions			13	0	20	33	2,042 ^c	
Total Non-Trial Dispositions	13		0	20	33	2,042		
Total Trial Dispositions	0	0	0	0	0			
White Pine County	Ely Justice Court	New Filings (cases)	143	20	107	270	1,196	
		Reopened (cases)	8	1	0	9	0	
		Charges	226	34	139	399	1,331	
		Grand Total Dispositions	191	18	103	312	1,035	
		Total Non-Trial Dispositions	191	18	100	309	1,025	
Total Trial Dispositions	0	0	3	3	10			
8th Judicial District	Clark County	Boulder Justice Court	New Filings (cases)	64	10	46	120	1,147
			Reopened (cases)	1	0	0	1	5
			Charges	122	19	68	209	1,271
			Grand Total Dispositions	41	5	58	104	1,792 ^c
			Total Non-Trial Dispositions	41	5	58	104	1,789
		Total Trial Dispositions	0	0	0	0	3	
		Bunkerville Justice Court	New Filings (cases)	4	2	9	15	636
			Reopened (cases)	0	0	0	0	0
			Charges	6	4	14	24	700
			Grand Total Dispositions ^c	4	0	60	64 ^c	1,766 ^c
			Total Non-Trial Dispositions	4	0	60	64	1,755
		Total Trial Dispositions	0	0	0	0	11	
		Goodsprings Justice Court	New Filings (cases)	75	5	232	312	7,114
			Reopened (cases)	2	0	1	3	25
			Charges	140	7	304	451	8,032
	Grand Total Dispositions ^c		73	5	517	595 ^c	16,509 ^c	
	Total Non-Trial Dispositions		73	5	516	594	16,506	
	Total Trial Dispositions	0	0	1	1	3		
	Henderson Justice Court	New Filings (cases)	1,352	233	345	1,930	2,537	
		Reopened (cases)	22	2	2	26	6	
		Charges	3,063	678	828	4,569	3,266	
		Grand Total Dispositions	1,249	218	389	1,856	2,267	
		Total Non-Trial Dispositions	1,249	218	389	1,856	2,266	
	Total Trial Dispositions	0	0	0	0	1		
	Las Vegas Justice Court	New Filings (cases)	17,626	2,826	22,835	43,287	125,725 ^d	
Reopened (cases)		902	335	914	2,151	0 ^f		
Charges		39,487	5,756	31,896	77,139	125,725 ^g		
Grand Total Dispositions		16,913	2,569	18,679	38,161	48,835 ^e		
Total Non-Trial Dispositions		16,909	2,567	18,628	38,104	48,835		
Total Trial Dispositions	4	2	51	57	0			
Laughlin Justice Court	New Filings (cases)	133	29	330	492	4,291		
	Reopened (cases)	1	0	0	1	1		
	Charges	251	74	427	752	4,846		
	Grand Total Dispositions ^c	123	19	516	658 ^c	4,282 ^c		
	Total Non-Trial Dispositions	123	19	516	658	4,282		
Total Trial Dispositions	0	0	0	0	0			
Mesquite Justice Court	New Filings (cases)	192	20	3	215	3		
	Reopened (cases)	0	0	0	0	0		
	Charges	446	48	52	546	12		
	Grand Total Dispositions	209	27	3	239	6 ^c		
	Total Non-Trial Dispositions	209	27	3	239	6		
Total Trial Dispositions	0	0	0	0	0			

^c Includes administrative case closures.

^d Includes juvenile traffic cases for July-December 2022.

^e Estimated.

^f Reopened (cases) not reported or under-reported.

^g Charges not reported; the reported magnitude is the number of reported cases.

Source: Uniform System for Judicial Records, Nevada AOC, Research and Statistics Unit.

Table B5-1. Criminal Caseload Processed by Justice Courts in Nevada, Fiscal Year 2023.

Justice Court, Criminal Caseload, Aggregate (4 of 4)				Felony, Total	Gross Misdemeanor, Total	Misdemeanor (Non-Traffic), Total	Criminal Case Totals	Traffic, Infraction, and Parking Totals
8th Judicial District Cont.	Clark County Cont.	Moapa Justice Court	New Filings (cases)	20	2	55	77	1,444
			Reopened (cases)	0	0	0	0	3
			Charges	36	5	77	118	1,680
			Grand Total Dispositions	13	1	59	73	1,554
			Total Non-Trial Dispositions	13	1	58	72	1,552
		Total Trial Dispositions	0	0	1	1	2	
		Moapa Valley Justice Court	New Filings (cases)	21	3	94	118	1,251
			Reopened (cases)	1	0	0	1	2
			Charges	51	6	145	202	1,390
			Grand Total Dispositions	20	1	105	126	1,202
			Total Non-Trial Dispositions	20	1	103	124	1,197
		Total Trial Dispositions	0	0	2	2	5	
		North Las Vegas Justice Court	New Filings (cases)	1,807	390	348	2,545	564
			Reopened (cases)	3	0	0	3	0
			Charges	3,746	787	893	5,426	1,113
			Grand Total Dispositions	1,744	332	346	2,422	727 ^c
Total Non-Trial Dispositions	1,744		332	343	2,419	727		
Total Trial Dispositions	0	0	3	3	0			
Searchlight Justice Court	New Filings (cases)	18	2	58	78	4,341		
	Reopened (cases)	0	0	0	0	3		
	Charges	33	4	76	113	4,730		
	Grand Total Dispositions ^c	17	1	100	118 ^c	6,182 ^c		
	Total Non-Trial Dispositions	17	1	96	114	6,114		
Total Trial Dispositions	0	0	4	4	68			
9th Judicial District	Douglas County	East Fork Justice Court	New Filings (cases)	192	36	581	809	3,033
			Reopened (cases)	23	4	57	84	14
			Charges	333	63	863	1,259	3,828
			Grand Total Dispositions	152	22	468	642	2,596
			Total Non-Trial Dispositions	151	22	448	621	2,577
	Total Trial Dispositions	1	0	20	21	19		
	Tahoe Justice Court	New Filings (cases)	93	18	411	522	1,333	
		Reopened (cases)	9	0	3	12	2	
		Charges	182	28	526	736	1,590	
		Grand Total Dispositions	80	11	360	451	1,218	
Total Non-Trial Dispositions		80	11	344	435	1,216		
Total Trial Dispositions	0	0	16	16	2			
10th Judicial District	Churchill County	New River Justice Court	New Filings (cases)	282	58	385	725	2,991
			Reopened (cases)	14	2	3	19	1
			Charges	453	99	491	1,043	3,795
			Grand Total Dispositions	292	57	443	792	2,758
			Total Non-Trial Dispositions	292	57	438	787	2,746
Total Trial Dispositions	0	0	5	5	12			
11th Judicial District	Lander County	Argenta Justice Court	New Filings (cases)	39	10	109	158	639
			Reopened (cases)	1	1	0	2	1
			Charges	56	19	148	223	733
			Grand Total Dispositions	32	9	98	139	513
			Total Non-Trial Dispositions	32	9	95	136	513
			Total Trial Dispositions	0	0	3	3	0
	Austin Justice Court	New Filings (cases)	1	1	6	8	594	
		Reopened (cases)	0	0	0	0	0	
		Charges	1	1	7	9	697	
		Grand Total Dispositions ^c	0	0	109	109 ^c	445	
		Total Non-Trial Dispositions	0	0	109	109	445	
		Total Trial Dispositions	0	0	0	0	0	
	Mineral County	Hawthorne Justice Court	New Filings (cases)	107	10	91	208	1,488
			Reopened (cases)	14	0	3	17	5
Charges			270	36	217	523	1,793	
Grand Total Dispositions			32	2	8	42	766	
Total Non-Trial Dispositions	32	2	8	42	766			
Total Trial Dispositions	0	0	0	0	0			
Pershing County	Lake Justice Court	New Filings (cases)	81	6	179	266	266	
		Reopened (cases)	0	0	0	0	0	
		Charges	144	18	227	389	350	
		Grand Total Dispositions	64	5	117	186	225	
Total Non-Trial Dispositions	64	5	117	186	223			
Total Trial Dispositions	0	0	0	0	2			

^c Includes administrative case closures.

Source: Uniform System for Judicial Records, Nevada AOC, Research and Statistics Unit.

Table B5-2. Criminal Caseload Processed by Justice Courts in Nevada, Fiscal Year 2023.

Justice Court, Criminal Caseload, Felony (1 of 6)			Crimes Against Persons, Felony	Domestic Violence, Felony	Older/Vulnerable Persons Abuse, Felony	Child Abuse & Neglect, Felony	Protection Order Violation, Felony	Crimes Against Property, Felony	Drugs, Felony	Weapons, Felony	Public Order, Felony	Motor Vehicle - DUI, Felony	Motor Vehicle - Reckless, Felony	Motor Vehicle - Other, Felony	Other, Felony
Totals^a	Nevada Justice Courts	New Filings (cases)	6,380	2,897	125	1,173	68	9,297	4,840	1,752	269	520	42	265	439
		Reopened (cases)	382	264	7	116	0	610	537	88	3	23	0	22	21
		Charges	12,290	4,659	195	2,322	105	22,950	8,883	4,820	545	636	142	666	656
		Grand Total Dispositions	6,567	2,753	127	1,077	62	9,114	5,367	1,751	286	487	31	271	442
		Total Non-Trial Dispositions	6,565	2,753	127	1,077	62	9,112	5,367	1,751	286	487	31	270	442
		Total Trial Dispositions	2	0	0	0	0	2	0	0	0	0	0	1	0
1st Judicial District	Carson City Justice Court^b	New Filings (cases)	116	12	1	33	2	185	380	11	0	14	1	9	19
		Reopened (cases)	4	0	0	1	0	2	6	1	0	0	0	0	0
		Charges	161	17	1	59	2	374	597	92	3	17	1	17	25
		Grand Total Dispositions	104	9	3	24	4	123	229	8	1	7	1	6	12
		Total Non-Trial Dispositions	104	9	3	24	4	123	229	8	1	7	1	6	12
	Total Trial Dispositions	0	0	0	0	0	0	0	0	0	0	0	0	0	
	Storey County Justice Court	New Filings (cases)	4	1	0	0	0	14	12	3	0	3	3	2	0
		Reopened (cases)	0	0	0	0	0	0	0	0	0	0	0	0	0
		Charges	5	1	0	0	0	17	13	3	0	4	4	3	0
		Grand Total Dispositions	7	0	0	0	1	4	8	0	0	3	0	0	0
Total Non-Trial Dispositions		7	0	0	0	1	4	8	0	0	3	0	0	0	
Total Trial Dispositions	0	0	0	0	0	0	0	0	0	0	0	0	0		
2nd Judicial District	Incline Village Justice Court	New Filings (cases)	8	1	0	1	0	10	4	0	0	3	0	0	0
		Reopened (cases)	1	0	0	0	0	2	2	0	0	1	0	0	0
		Charges	11	1	0	1	0	26	8	0	0	3	0	0	0
		Grand Total Dispositions	7	0	0	1	0	9	11	0	0	2	0	0	0
		Total Non-Trial Dispositions	7	0	0	1	0	9	11	0	0	2	0	0	0
	Total Trial Dispositions	0	0	0	0	0	0	0	0	0	0	0	0	0	
	Reno Justice Court	New Filings (cases)	578	97	4	78	3	589	628	99	12	65	2	29	52
		Reopened (cases)	132	78	1	47	0	120	204	12	0	4	0	3	1
		Charges	835	137	4	130	3	985	1,078	266	38	70	4	58	77
		Grand Total Dispositions	759	170	8	165	3	847	911	88	9	78	1	43	71
		Total Non-Trial Dispositions	759	170	8	165	3	847	911	88	9	78	1	43	71
	Total Trial Dispositions	0	0	0	0	0	0	0	0	0	0	0	0	0	
	Sparks Justice Court	New Filings (cases)	160	49	1	37	2	287	352	43	2	25	2	18	7
		Reopened (cases)	64	41	0	18	0	75	121	21	1	6	0	4	1
		Charges	238	66	2	61	3	449	502	142	6	25	9	35	16
		Grand Total Dispositions	273	88	1	63	2	445	496	65	2	33	0	24	22
		Total Non-Trial Dispositions	273	88	1	63	2	445	496	65	2	33	0	24	22
	Total Trial Dispositions	0	0	0	0	0	0	0	0	0	0	0	0	0	
	Wadsworth Justice Court	New Filings (cases)	0	0	0	0	0	0	0	0	0	0	0	0	0
		Reopened (cases)	0	0	0	0	0	0	0	0	0	0	0	0	0
Charges		0	0	0	0	0	0	0	0	0	0	0	0	0	
Grand Total Dispositions		0	0	0	0	0	0	0	0	0	0	0	0	0	
Total Non-Trial Dispositions		0	0	0	0	0	0	0	0	0	0	0	0	0	
Total Trial Dispositions	0	0	0	0	0	0	0	0	0	0	0	0	0		

^a Totals reflect aggregate information from the Nevada Justice Courts. Information contained herein may reflect non-standard reporting and is noted by subsequent footnotes. Case types determined by the USJR charge hierarchy defined in the Nevada Courts Statistical Reporting Dictionary.

^b Carson City is a consolidated municipality and the justice court includes municipal court information. Statistics are reported in the justice court tables only.

Source: Uniform System for Judicial Records, Nevada AOC, Research and Statistics Unit.

Table B5-2. Criminal Caseload Processed by Justice Courts in Nevada, Fiscal Year 2023.

Justice Court, Criminal Caseload, Felony (2 of 6)				Crimes Against Persons, Felony	Domestic Violence, Felony	Older/Vulnerable Persons Abuse, Felony	Child Abuse & Neglect, Felony	Protection Order Violation, Felony	Crimes Against Property, Felony	Drugs, Felony	Weapons, Felony	Public Order, Felony	Motor Vehicle - DUI, Felony	Motor Vehicle - Reckless, Felony	Motor Vehicle - Other, Felony	Other, Felony	
3rd Judicial District	Lyon County	Canal Justice Court	New Filings (cases)	13	0	1	0	1	36	49	7	0	4	0	4	0	
			Reopened (cases)	4	0	0	0	0	2	1	0	0	0	0	0	0	0
			Charges	18	0	1	0	2	47	58	17	0	4	0	10	1	
			Grand Total Dispositions	26	1	1	1	0	38	52	4	0	4	1	7	1	
			Total Non-Trial Dispositions	26	1	1	1	0	38	52	4	0	4	1	7	1	
		Total Trial Dispositions	0	0	0	0	0	0	0	0	0	0	0	0	0		
		Dayton Justice Court	New Filings (cases)	8	0	0	5	1	19	23	0	0	2	0	3	0	
			Reopened (cases)	0	0	0	0	0	0	0	1	0	0	0	0	0	
			Charges	11	0	0	6	4	34	34	6	0	5	0	6	1	
	Grand Total Dispositions		13	1	0	2	2	16	24	2	0	2	0	3	0		
	Total Non-Trial Dispositions		13	1	0	2	2	16	24	2	0	2	0	3	0		
	Total Trial Dispositions	0	0	0	0	0	0	0	0	0	0	0	0	0			
	Walker River Justice Court	New Filings (cases)	23	7	0	4	0	37	38	3	0	2	0	2	2		
		Reopened (cases)	0	0	0	0	0	1	0	0	0	0	0	0	0		
		Charges	27	7	0	4	0	54	53	9	0	2	0	5	2		
Grand Total Dispositions		23	4	0	3	1	31	41	4	0	0	0	3	1			
Total Non-Trial Dispositions		23	4	0	3	1	31	41	4	0	0	0	3	1			
Total Trial Dispositions	0	0	0	0	0	0	0	0	0	0	0	0	0				
4th Judicial District	Elko County	Carlin Justice Court	New Filings (cases)	0	0	0	0	0	0	0	0	0	0	0	0	0	
			Reopened (cases)	0	0	0	0	0	0	0	0	0	0	0	0	0	
			Charges	0	0	0	0	0	0	0	0	0	0	0	0	0	
			Grand Total Dispositions	0	0	0	0	0	0	0	0	0	0	0	0	0	
			Total Non-Trial Dispositions	0	0	0	0	0	0	0	0	0	0	0	0	0	
		Total Trial Dispositions	0	0	0	0	0	0	0	0	0	0	0	0	0		
		Eastline Justice Court	New Filings (cases)	0	0	0	0	0	0	0	0	0	0	0	0	0	
			Reopened (cases)	0	0	0	0	0	0	0	0	0	0	0	0	0	
			Charges	0	0	0	0	0	0	0	0	0	0	0	0	0	
	Grand Total Dispositions		0	0	0	0	0	0	0	0	0	0	0	0	0		
	Total Non-Trial Dispositions		0	0	0	0	0	0	0	0	0	0	0	0	0		
	Total Trial Dispositions	0	0	0	0	0	0	0	0	0	0	0	0	0			
	Elko Justice Court	New Filings (cases)	85	12	1	25	1	161	166	22	6	9	3	2	11		
		Reopened (cases)	11	1	0	3	0	12	7	0	0	1	0	0	1		
		Charges	149	20	1	59	1	357	415	97	11	9	7	6	26		
		Grand Total Dispositions	74	10	2	20	2	156	187	20	6	5	4	2	14		
		Total Non-Trial Dispositions	74	10	2	20	2	156	187	20	6	5	4	2	14		
		Total Trial Dispositions	0	0	0	0	0	0	0	0	0	0	0	0	0		
Wells Justice Court		New Filings (cases)	0	0	0	0	0	0	0	0	0	0	0	0	0		
		Reopened (cases)	0	0	0	0	0	0	0	0	0	0	0	0	0		
		Charges	0	0	0	0	0	0	0	0	0	0	0	0	0		
	Grand Total Dispositions	0	0	0	0	0	0	0	0	0	0	0	0	0			
	Total Non-Trial Dispositions	0	0	0	0	0	0	0	0	0	0	0	0	0			
Total Trial Dispositions	0	0	0	0	0	0	0	0	0	0	0	0	0				

Source: Uniform System for Judicial Records, Nevada AOC, Research and Statistics Unit.

Table B5-2. Criminal Caseload Processed by Justice Courts in Nevada, Fiscal Year 2023.

Justice Court, Criminal Caseload, Felony (3 of 6)				Crimes Against Persons, Felony	Domestic Violence, Felony	Older/Vulnerable Persons Abuse, Felony	Child Abuse & Neglect, Felony	Protection Order Violation, Felony	Crimes Against Property, Felony	Drugs, Felony	Weapons, Felony	Public Order, Felony	Motor Vehicle - DUI, Felony	Motor Vehicle - Reckless, Felony	Motor Vehicle - Other, Felony	Other, Felony	
5th Judicial District	Esmeralda County	Esmeralda Justice Court	New Filings (cases)	3	0	0	4	1	2	7	0	0	0	0	0	1	
			Reopened (cases)	0	0	0	0	0	0	0	0	0	0	0	0	0	0
			Charges	7	0	0	16	3	8	17	0	0	0	0	0	0	1
			Grand Total Dispositions	1	0	0	1	0	0	3	0	1	0	0	0	0	0
			Total Non-Trial Dispositions	1	0	0	1	0	0	3	0	1	0	0	0	0	0
			Total Trial Dispositions	0	0	0	0	0	0	0	0	0	0	0	0	0	0
	Nye County	Beatty Justice Court	New Filings (cases)	7	0	0	5	1	8	7	2	0	1	0	0	4	
			Reopened (cases)	0	0	0	0	0	0	0	0	0	0	0	0	0	
			Charges	8	0	0	5	1	9	9	3	0	2	2	1	12	
			Grand Total Dispositions	7	0	0	0	0	8	9	1	0	0	0	0	0	
			Total Non-Trial Dispositions	7	0	0	0	0	8	9	1	0	0	0	0	0	
		Total Trial Dispositions	0	0	0	0	0	0	0	0	0	0	0	0	0		
		Pahrump Justice Court	New Filings (cases)	147	19	9	18	2	175	123	16	0	1	0	0	88	
			Reopened (cases)	8	3	3	0	0	8	17	0	0	0	0	0	7	
			Charges	183	21	13	39	3	241	187	57	0	1	0	0	113	
			Grand Total Dispositions	170	23	10	25	4	213	143	20	0	4	0	0	91	
Total Non-Trial Dispositions	170		23	10	25	4	213	143	20	0	4	0	0	91			
Total Trial Dispositions	0	0	0	0	0	0	0	0	0	0	0	0	0				
Tonopah Justice Court	New Filings (cases)	21	0	0	3	0	18	13	2	0	2	0	0	3			
	Reopened (cases)	2	0	0	0	0	1	0	0	0	0	0	0				
	Charges	29	1	1	4	0	31	18	5	0	3	1	2	3			
	Grand Total Dispositions	17	0	0	2	0	7	3	1	0	1	0	0	4			
	Total Non-Trial Dispositions	17	0	0	2	0	7	3	1	0	1	0	0	4			
Total Trial Dispositions	0	0	0	0	0	0	0	0	0	0	0	0	0				
6th Judicial District	Humboldt County	Union Justice Court	New Filings (cases)	34	6	2	3	0	59	58	4	0	0	0	7	4	
			Reopened (cases)	0	0	0	0	0	4	0	0	0	0	0	0		
			Charges	46	6	3	4	1	141	107	22	0	2	0	14	8	
			Grand Total Dispositions	34	4	1	2	2	60	78	5	0	1	0	7	5	
			Total Non-Trial Dispositions	34	4	1	2	2	60	78	5	0	1	0	7	5	
Total Trial Dispositions	0	0	0	0	0	0	0	0	0	0	0	0	0				
7th Judicial District	Eureka County	Eureka Justice Court	New Filings (cases)	5	1	0	0	0	2	1	1	0	2	0	1	0	
			Reopened (cases)	0	0	0	0	0	0	0	0	0	0	0	0		
			Charges	9	2	0	3	0	3	1	1	0	2	0	1	0	
			Grand Total Dispositions	5	1	0	1	0	2	2	1	0	0	0	0	0	
			Total Non-Trial Dispositions	5	1	0	1	0	2	2	1	0	0	0	0	0	
Total Trial Dispositions	0	0	0	0	0	0	0	0	0	0	0	0	0				

Source: Uniform System for Judicial Records, Nevada AOC, Research and Statistics Unit.

Table B5-2. Criminal Caseload Processed by Justice Courts in Nevada, Fiscal Year 2023.

Justice Court, Criminal Caseload, Felony (4 of 6)				Crimes Against Persons, Felony	Domestic Violence, Felony	Older/Vulnerable Persons Abuse, Felony	Child Abuse & Neglect, Felony	Protection Order Violation, Felony	Crimes Against Property, Felony	Drugs, Felony	Weapons, Felony	Public Order, Felony	Motor Vehicle - DUI, Felony	Motor Vehicle - Reckless, Felony	Motor Vehicle - Other, Felony	Other, Felony		
7th Judicial District Cont.	Lincoln County	Meadow Valley Justice Court	New Filings (cases)	3	3	1	0	2	10	8	0	0	1	0	0	2		
			Reopened (cases)	0	0	0	0	0	0	0	0	0	0	0	0	0	0	
			Charges	6	4	1	0	2	16	10	1	0	1	0	1	0	1	
			Grand Total Dispositions	4	1	1	0	1	8	10	0	0	2	0	0	0	1	
			Total Non-Trial Dispositions	4	1	1	0	1	8	10	0	0	2	0	0	0	1	
			Total Trial Dispositions	0	0	0	0	0	0	0	0	0	0	0	0	0	0	
	Lincoln County	Pahrangat Valley Justice Court	New Filings (cases)	1	0	0	0	0	5	6	1	0	0	0	0	0		
			Reopened (cases)	0	0	0	0	0	0	0	0	0	0	0	0	0		
			Charges	1	0	0	0	0	8	38	5	0	0	0	0	0		
			Grand Total Dispositions	0	0	0	0	0	5	4	2	0	1	0	1	0		
			Total Non-Trial Dispositions	0	0	0	0	0	5	4	2	0	1	0	1	0		
			Total Trial Dispositions	0	0	0	0	0	0	0	0	0	0	0	0	0		
	White Pine County	Ely Justice Court	New Filings (cases)	20	11	2	7	1	20	70	6	0	0	2	0	2	2	
			Reopened (cases)	2	0	0	0	0	0	5	0	0	0	0	0	0	1	
Charges			24	13	4	24	1	39	100	12	1	2	0	2	4			
Grand Total Dispositions			28	12	0	10	1	28	89	6	0	2	1	3	11			
Total Non-Trial Dispositions			28	12	0	10	1	28	89	6	0	2	1	3	11			
Total Trial Dispositions			0	0	0	0	0	0	0	0	0	0	0	0	0			
8th Judicial District	Clark County	Boulder Justice Court	New Filings (cases)	10	4	0	1	1	30	11	4	0	3	0	0	0		
			Reopened (cases)	0	0	0	0	0	1	0	0	0	0	0	0			
			Charges	19	7	0	1	1	56	25	7	0	3	0	3			
			Grand Total Dispositions	7	0	0	0	1	21	5	4	0	2	0	0			
			Total Non-Trial Dispositions	7	0	0	0	1	21	5	4	0	2	0	0			
		Total Trial Dispositions	0	0	0	0	0	0	0	0	0	0	0	0				
		Clark County	Bunkerville Justice Court	New Filings (cases)	0	1	0	0	0	2	0	0	0	0	0	0	1	0
				Reopened (cases)	0	0	0	0	0	0	0	0	0	0	0	0		
				Charges	0	1	0	0	0	4	0	0	0	0	0	1		
				Grand Total Dispositions ^c	0	1	0	1	0	1	0	0	0	0	0	0		
	Total Non-Trial Dispositions			0	1	0	1	0	1	0	0	0	0	0	0			
	Total Trial Dispositions	0	0	0	0	0	0	0	0	0	0	0	0					
	Clark County	Goodsprings Justice Court	New Filings (cases)	2	4	0	3	1	25	27	7	0	3	1	2	0		
			Reopened (cases)	0	0	0	0	0	2	0	0	0	0	0	0			
			Charges	3	4	0	3	1	44	61	13	0	6	2	3			
			Grand Total Dispositions ^c	7	5	0	3	1	20	25	9	0	1	0	2			
			Total Non-Trial Dispositions	7	5	0	3	1	20	25	9	0	1	0	2			
	Total Trial Dispositions	0	0	0	0	0	0	0	0	0	0	0	0					
Clark County	Henderson Justice Court	New Filings (cases)	316	233	20	71	3	539	92	29	0	29	3	12	5			
		Reopened (cases)	12	3	1	0	0	4	0	1	0	1	0	0				
		Charges	571	347	29	122	3	1,563	214	124	3	33	10	39				
		Grand Total Dispositions	322	191	21	52	4	471	110	37	0	24	2	10				
		Total Non-Trial Dispositions	322	191	21	52	4	471	110	37	0	24	2	10				
Total Trial Dispositions	0	0	0	0	0	0	0	0	0	0	0	0						

^c Includes administrative case closures.

Source: Uniform System for Judicial Records, Nevada AOC, Research and Statistics Unit.

Table B5-2. Criminal Caseload Processed by Justice Courts in Nevada, Fiscal Year 2023.

Justice Court, Criminal Caseload, Felony (5 of 6)		Crimes Against Persons, Felony	Domestic Violence, Felony	Older/Vulnerable Persons Abuse, Felony	Child Abuse & Neglect, Felony	Protection Order Violation, Felony	Crimes Against Property, Felony	Drugs, Felony	Weapons, Felony	Public Order, Felony	Motor Vehicle - DUI, Felony	Motor Vehicle - Reckless, Felony	Motor Vehicle - Other, Felony	Other, Felony		
8th Judicial District Cont.	Clark County Cont.	Las Vegas Justice Court	New Filings (cases)	4,111	2,183	68	710	37	6,151	2,175	1,318	237	289	20	134	193
		Reopened (cases)	120	135	1	47	0	360	156	52	2	7	0	13	9	
		Charges	8,479	3,572	113	1,488	60	16,474	4,244	3,470	462	372	89	369	295	
		Grand Total Dispositions	4,025	2,004	69	571	26	5,791	2,286	1,318	252	257	19	134	161	
		Total Non-Trial Dispositions	4,024	2,004	69	571	26	5,789	2,286	1,318	252	257	19	133	161	
		Total Trial Dispositions	1	0	0	0	0	2	0	0	0	0	0	1	0	
		Laughlin Justice Court	New Filings (cases)	34	12	0	8	1	61	10	5	1	0	0	0	1
		Reopened (cases)	0	0	0	0	0	1	0	0	0	0	0	0	0	
		Charges	61	23	0	13	1	121	17	11	1	0	0	2	1	
		Grand Total Dispositions^c	26	10	0	9	0	48	19	7	1	2	0	0	1	
		Total Non-Trial Dispositions	26	10	0	9	0	48	19	7	1	2	0	0	1	
		Total Trial Dispositions	0	0	0	0	0	0	0	0	0	0	0	0	0	
	Mesquite Justice Court	New Filings (cases)	25	9	4	8	0	96	38	1	3	0	0	2	6	
	Reopened (cases)	0	0	0	0	0	0	0	0	0	0	0	0	0		
	Charges	53	18	5	21	0	222	85	27	3	0	0	6	6		
	Grand Total Dispositions	30	9	3	6	2	98	47	3	1	4	0	1	5		
	Total Non-Trial Dispositions	30	9	3	6	2	98	47	3	1	4	0	1	5		
	Total Trial Dispositions	0	0	0	0	0	0	0	0	0	0	0	0	0		
	Moapa Justice Court	New Filings (cases)	3	0	0	0	0	4	7	2	0	1	1	2	0	
	Reopened (cases)	0	0	0	0	0	0	0	0	0	0	0	0	0		
	Charges	8	0	0	0	0	8	13	2	0	2	1	2	0		
	Grand Total Dispositions	3	1	0	0	0	1	6	1	0	1	0	0	0		
	Total Non-Trial Dispositions	3	1	0	0	0	1	6	1	0	1	0	0	0		
	Total Trial Dispositions	0	0	0	0	0	0	0	0	0	0	0	0	0		
	Moapa Valley Justice Court	New Filings (cases)	6	3	0	1	0	4	5	1	0	0	0	1	0	
	Reopened (cases)	1	0	0	0	0	0	0	0	0	0	0	0	0		
	Charges	18	3	0	2	0	14	7	4	0	0	0	2	1		
	Grand Total Dispositions	5	4	0	0	0	3	5	2	0	0	0	0	1		
Total Non-Trial Dispositions	5	4	0	0	0	3	5	2	0	0	0	0	1			
Total Trial Dispositions	0	0	0	0	0	0	0	0	0	0	0	0	0			
North Las Vegas Justice Court	New Filings (cases)	467	209	6	116	6	527	265	138	6	29	3	16	19		
Reopened (cases)	1	0	0	0	0	2	0	0	0	0	0	0	0			
Charges	1,060	358	11	192	11	1,130	497	359	12	35	9	50	22			
Grand Total Dispositions	444	188	6	93	4	489	328	123	10	28	1	13	17			
Total Non-Trial Dispositions	444	188	6	93	4	489	328	123	10	28	1	13	17			
Total Trial Dispositions	0	0	0	0	0	0	0	0	0	0	0	0	0			
Searchlight Justice Court	New Filings (cases)	7	2	0	1	0	8	0	0	0	0	0	0	0		
Reopened (cases)	0	0	0	0	0	0	0	0	0	0	0	0	0			
Charges	10	5	0	2	0	15	1	0	0	0	0	0	0			
Grand Total Dispositions^c	6	2	0	0	0	7	1	1	0	0	0	0	0			
Total Non-Trial Dispositions	6	2	0	0	0	7	1	1	0	0	0	0	0			
Total Trial Dispositions	0	0	0	0	0	0	0	0	0	0	0	0	0			

^c Includes administrative case closures.

Source: Uniform System for Judicial Records, Nevada AOC, Research and Statistics Unit.

Table B5-2. Criminal Caseload Processed by Justice Courts in Nevada, Fiscal Year 2023.

Justice Court, Criminal Caseload, Felony (6 of 6)				Crimes Against Persons, Felony	Domestic Violence, Felony	Older/Vulnerable Persons Abuse, Felony	Child Abuse & Neglect, Felony	Protection Order Violation, Felony	Crimes Against Property, Felony	Drugs, Felony	Weapons, Felony	Public Order, Felony	Motor Vehicle - DUI, Felony	Motor Vehicle - Reckless, Felony	Motor Vehicle - Other, Felony	Other, Felony	
9th Judicial District	Douglas County	East Fork Justice Court	New Filings (cases)	27	4	1	8	1	56	64	8	0	10	0	8	5	
			Reopened (cases)	1	1	0	0	0	4	11	0	0	3	0	2	1	
			Charges	40	6	1	21	1	83	130	23	1	10	0	9	8	
			Grand Total Dispositions	17	3	0	1	0	47	59	7	0	7	1	6	4	
			Total Non-Trial Dispositions	16	3	0	1	0	47	59	7	0	7	1	6	4	
		Total Trial Dispositions	1	0	0	0	0	0	0	0	0	0	0	0	0	0	0
		Tahoe Justice Court	New Filings (cases)	16	3	0	3	0	21	38	4	1	3	1	1	2	
			Reopened (cases)	4	1	0	0	0	2	2	0	0	0	0	0	0	
			Charges	21	4	0	4	0	65	73	5	2	3	1	2	2	
			Grand Total Dispositions	16	2	0	3	0	27	31	0	0	0	0	0	1	
Total Non-Trial Dispositions	16		2	0	3	0	27	31	0	0	0	0	0	1			
Total Trial Dispositions	0	0	0	0	0	0	0	0	0	0	0	0	0	0	0		
10th Judicial District	Churchill County	New River Justice Court	New Filings (cases)	67	7	2	10	1	65	99	6	1	13	2	4	5	
			Reopened (cases)	7	1	0	0	0	4	2	0	0	0	0	0	0	
			Charges	95	10	2	17	1	130	150	14	2	14	2	6	10	
			Grand Total Dispositions	75	6	1	11	1	56	111	5	1	13	0	5	7	
			Total Non-Trial Dispositions	75	6	1	11	1	56	111	5	1	13	0	5	7	
			Total Trial Dispositions	0	0	0	0	0	0	0	0	0	0	0	0	0	0
11th Judicial District	Lander County	Argenta Justice Court	New Filings (cases)	8	0	0	1	0	10	14	2	0	1	0	0	3	
			Reopened (cases)	0	0	0	0	0	0	1	0	0	0	0	0		
			Charges	9	0	0	4	0	17	14	3	0	3	0	3	3	
		Austin Justice Court	New Filings (cases)	0	0	0	0	0	0	0	1	0	0	0	0	0	
			Reopened (cases)	0	0	0	0	0	0	0	0	0	0	0	0	0	
			Charges	0	0	0	0	0	0	0	1	0	0	0	0	0	
	Mineral County	Hawthorne Justice Court	New Filings (cases)	26	1	2	4	0	40	26	2	0	1	0	3	2	
			Reopened (cases)	8	0	1	0	0	3	2	0	0	0	0	0		
			Charges	31	2	2	5	0	128	72	15	0	1	0	6	8	
		Pershing County	Lake Justice Court	New Filings (cases)	19	3	0	5	0	21	24	4	0	2	0	0	3
				Reopened (cases)	0	0	0	0	0	0	0	0	0	0	0	0	0
				Charges	44	3	1	12	0	37	35	4	0	2	0	2	4
	Grand Total Dispositions				20	3	0	4	0	14	14	3	2	0	1	1	
	Total Non-Trial Dispositions				20	3	0	4	0	14	14	3	2	0	1	1	
	Total Trial Dispositions				0	0	0	0	0	0	0	0	0	0	0	0	0

Source: Uniform System for Judicial Records, Nevada AOC, Research and Statistics Unit.

Table B5-2. Criminal Caseload Processed by Justice Courts in Nevada, Fiscal Year 2023.

Justice Court, Criminal Caseload, Gross Misdemeanor (1 of 6)			Crimes Against Persons, Gross Misdemeanor	Domestic Violence, Gross Misdemeanor	Older/Vulnerable Persons Abuse, Gross Misdemeanor	Child Abuse & Neglect, Gross Misdemeanor	Protection Order Violation, Gross Misdemeanor	Crimes Against Property, Gross Misdemeanor	Drugs, Gross Misdemeanor	Weapons, Gross Misdemeanor	Public Order, Gross Misdemeanor	Motor Vehicle - Other, Gross Misdemeanor	Other, Gross Misdemeanor
Totals^a	Nevada Justice Courts	New Filings (cases)	1,646	220	21	98	94	1,816	134	264	56	54	317
		Reopened (cases)	180	20	1	15	9	318	2	17	1	2	14
		Charges	2,694	464	39	167	141	3,971	255	1,052	105	66	675
		Grand Total Dispositions	1,600	217	14	107	95	1,876	69	252	36	40	293
		Total Non-Trial Dispositions	1,598	217	14	107	95	1,876	69	252	36	40	293
		Total Trial Dispositions	2	0	0	0	0	0	0	0	0	0	0
1st Judicial District	Carson City Justice Court^b	New Filings (cases)	41	1	0	12	7	29	7	6	0	1	15
		Reopened (cases)	0	0	0	0	1	0	0	0	0	0	0
		Charges	63	2	1	29	8	85	40	20	1	1	30
		Grand Total Dispositions	31	1	0	6	7	26	6	3	0	1	13
		Total Non-Trial Dispositions	31	1	0	6	7	26	6	3	0	1	13
	Total Trial Dispositions	0	0	0	0	0	0	0	0	0	0	0	0
	Storey County Justice Court	New Filings (cases)	3	0	0	3	1	9	0	1	0	2	3
		Reopened (cases)	0	0	0	0	0	0	0	0	0	0	0
		Charges	3	0	0	4	2	11	0	3	0	2	3
		Grand Total Dispositions	3	0	0	4	0	1	1	3	0	1	4
Total Non-Trial Dispositions		3	0	0	4	0	1	1	3	0	1	4	
Total Trial Dispositions	0	0	0	0	0	0	0	0	0	0	0	0	
2nd Judicial District	Incline Village Justice Court	New Filings (cases)	1	0	0	0	0	0	0	0	1	0	1
		Reopened (cases)	2	0	0	0	0	0	0	0	0	0	0
		Charges	1	1	0	0	0	3	0	0	1	0	2
		Grand Total Dispositions	3	0	0	2	0	0	0	0	0	0	1
		Total Non-Trial Dispositions	3	0	0	2	0	0	0	0	0	0	1
		Total Trial Dispositions	0	0	0	0	0	0	0	0	0	0	0
	Reno Justice Court	New Filings (cases)	157	10	0	14	7	132	4	25	2	7	22
		Reopened (cases)	45	6	0	7	0	73	1	2	0	0	2
		Charges	242	17	0	17	10	246	14	72	3	7	41
		Grand Total Dispositions	213	19	1	23	8	247	7	22	3	10	29
		Total Non-Trial Dispositions	213	19	1	23	8	247	7	22	3	10	29
		Total Trial Dispositions	0	0	0	0	0	0	0	0	0	0	0
	Sparks Justice Court	New Filings (cases)	44	8	0	9	10	69	5	13	0	2	15
		Reopened (cases)	22	5	0	8	2	38	0	3	0	2	1
		Charges	71	13	0	14	10	133	13	32	0	2	28
		Grand Total Dispositions	89	13	0	15	10	99	7	9	0	4	19
		Total Non-Trial Dispositions	89	13	0	15	10	99	7	9	0	4	19
		Total Trial Dispositions	0	0	0	0	0	0	0	0	0	0	0
Wadsworth Justice Court	New Filings (cases)	0	0	0	0	0	0	0	0	0	0	0	
	Reopened (cases)	0	0	0	0	0	0	0	0	0	0	0	
	Charges	0	0	0	0	0	0	0	0	0	0	0	
	Grand Total Dispositions	0	0	0	0	0	0	0	0	0	0	0	
	Total Non-Trial Dispositions	0	0	0	0	0	0	0	0	0	0	0	
	Total Trial Dispositions	0	0	0	0	0	0	0	0	0	0	0	0

^a Totals reflect aggregate information from the Nevada Justice Courts. Information contained herein may reflect non-standard reporting and is noted by subsequent footnotes. Case types determined by the USJR charge hierarchy defined in the Nevada Courts Statistical Reporting Dictionary.

^b Carson City is a consolidated municipality and the justice court includes municipal court information. Statistics are reported in the justice court tables only.

Source: Uniform System for Judicial Records, Nevada AOC, Research and Statistics Unit.

Table B5-2. Criminal Caseload Processed by Justice Courts in Nevada, Fiscal Year 2023.

Justice Court, Criminal Caseload, Gross Misdemeanor (2 of 6)				Crimes Against Persons, Gross Misdemeanor	Domestic Violence, Gross Misdemeanor	Older/Vulnerable Persons Abuse, Gross Misdemeanor	Child Abuse & Neglect, Gross Misdemeanor	Protection Order Violation, Gross Misdemeanor	Crimes Against Property, Gross Misdemeanor	Drugs, Gross Misdemeanor	Weapons, Gross Misdemeanor	Public Order, Gross Misdemeanor	Motor Vehicle - Other, Gross Misdemeanor	Other, Gross Misdemeanor	
3rd Judicial District	Lyon County	Canal Justice Court	New Filings (cases)	10	0	0	4	3	4	0	2	0	0	1	
			Reopened (cases)	0	0	0	0	1	0	0	0	0	0	0	0
			Charges	12	1	0	4	3	7	3	7	0	0	0	2
			Grand Total Dispositions	10	1	0	1	4	8	1	0	0	0	0	2
			Total Non-Trial Dispositions	10	1	0	1	4	8	1	0	0	0	0	2
		Total Trial Dispositions	0	0	0	0	0	0	0	0	0	0	0	0	
		Dayton Justice Court	New Filings (cases)	2	0	0	1	7	3	0	3	0	0	0	1
			Reopened (cases)	0	0	0	0	0	0	0	0	0	0	0	0
			Charges	4	0	0	1	10	3	0	6	1	0	0	2
	Grand Total Dispositions		4	0	0	1	4	7	0	4	0	0	0	0	
	Total Non-Trial Dispositions	4	0	0	1	4	7	0	4	0	0	0	0		
	Total Trial Dispositions	0	0	0	0	0	0	0	0	0	0	0	0		
	Walker River Justice Court	New Filings (cases)	1	0	2	1	4	9	0	0	0	0	0	1	
		Reopened (cases)	0	0	0	0	0	0	0	0	0	0	0	0	
		Charges	4	0	2	3	4	15	0	1	0	0	0	2	
Grand Total Dispositions		1	0	2	1	3	10	0	0	0	0	0	0		
Total Non-Trial Dispositions		1	0	2	1	3	10	0	0	0	0	0	0		
Total Trial Dispositions	0	0	0	0	0	0	0	0	0	0	0	0			
4th Judicial District	Elko County	Carlin Justice Court	New Filings (cases)	0	0	0	0	0	1	0	0	0	0	0	
			Reopened (cases)	0	0	0	0	0	0	0	0	0	0	0	
			Charges	0	0	0	0	0	1	0	0	0	0	0	0
			Grand Total Dispositions	0	0	0	0	0	0	0	0	0	0	0	0
			Total Non-Trial Dispositions	0	0	0	0	0	0	0	0	0	0	0	0
		Total Trial Dispositions	0	0	0	0	0	0	0	0	0	0	0	0	
		Eastline Justice Court	New Filings (cases)	0	0	0	0	0	0	0	0	0	0	0	0
			Reopened (cases)	0	0	0	0	0	0	0	0	0	0	0	0
			Charges	0	0	0	0	0	0	0	0	0	0	0	0
			Grand Total Dispositions	0	0	0	0	0	0	0	0	0	0	0	0
			Total Non-Trial Dispositions	0	0	0	0	0	0	0	0	0	0	0	0
		Total Trial Dispositions	0	0	0	0	0	0	0	0	0	0	0	0	
	Elko Justice Court	New Filings (cases)	21	2	4	1	3	20	1	3	0	0	0	6	
		Reopened (cases)	2	0	0	0	0	1	0	1	0	0	0	0	
		Charges	35	3	5	7	3	58	15	16	0	0	0	33	
		Grand Total Dispositions	31	1	1	3	4	12	1	7	2	0	4		
		Total Non-Trial Dispositions	31	1	1	3	4	12	1	7	2	0	4		
		Total Trial Dispositions	0	0	0	0	0	0	0	0	0	0	0		
Total Trial Dispositions		0	0	0	0	0	0	0	0	0	0	0			
Wells Justice Court	New Filings (cases)	0	0	0	0	0	0	0	0	0	0	1	0		
	Reopened (cases)	0	0	0	0	0	0	0	0	0	0	0	0		
	Charges	0	0	0	0	0	0	0	0	0	0	1	0		
	Grand Total Dispositions	0	0	0	0	0	0	0	0	0	0	0	0		
	Total Non-Trial Dispositions	0	0	0	0	0	0	0	0	0	0	0	0		
	Total Trial Dispositions	0	0	0	0	0	0	0	0	0	0	0	0		

Source: Uniform System for Judicial Records, Nevada AOC, Research and Statistics Unit.

Table B5-2. Criminal Caseload Processed by Justice Courts in Nevada, Fiscal Year 2023.

Justice Court, Criminal Caseload, Gross Misdemeanor (3 of 6)				Crimes Against Persons, Gross Misdemeanor	Domestic Violence, Gross Misdemeanor	Older/Vulnerable Persons Abuse, Gross Misdemeanor	Child Abuse & Neglect, Gross Misdemeanor	Protection Order Violation, Gross Misdemeanor	Crimes Against Property, Gross Misdemeanor	Drugs, Gross Misdemeanor	Weapons, Gross Misdemeanor	Public Order, Gross Misdemeanor	Motor Vehicle - Other, Gross Misdemeanor	Other, Gross Misdemeanor		
5th Judicial District	Esmeralda County	Esmeralda Justice Court	New Filings (cases)	0	0	0	0	0	0	0	0	0	0	0		
			Reopened (cases)	0	0	0	0	0	0	0	0	0	0	0	0	
			Charges	0	0	0	0	0	0	0	0	0	0	0	0	0
			Grand Total Dispositions	0	0	0	0	0	0	0	0	0	0	0	0	0
			Total Non-Trial Dispositions	0	0	0	0	0	0	0	0	0	0	0	0	0
			Total Trial Dispositions	0	0	0	0	0	0	0	0	0	0	0	0	0
	Nye County	Beatty Justice Court	New Filings (cases)	2	0	0	0	0	1	0	1	0	12	1		
			Reopened (cases)	0	0	0	0	0	0	0	0	0	0	0		
			Charges	3	0	0	0	0	4	0	1	0	12	1		
			Grand Total Dispositions	1	0	0	1	0	2	2	0	0	2	0		
			Total Non-Trial Dispositions	1	0	0	1	0	2	2	0	0	2	0		
			Total Trial Dispositions	0	0	0	0	0	0	0	0	0	0	0		
		Pahrump Justice Court	New Filings (cases)	38	0	5	16	0	43	5	1	0	0	40		
			Reopened (cases)	2	0	1	0	0	3	0	0	0	0	2		
			Charges	52	0	10	21	0	60	14	6	0	0	82		
			Grand Total Dispositions	44	0	6	20	0	41	3	4	0	0	40		
Total Non-Trial Dispositions	44	0	6	20	0	41	3	4	0	0	40					
Total Trial Dispositions	0	0	0	0	0	0	0	0	0	0	0					
Tonopah Justice Court	New Filings (cases)	3	0	0	3	2	3	1	0	0	7	0				
	Reopened (cases)	0	0	0	0	0	1	0	0	0	0	0				
	Charges	6	0	0	3	2	4	2	7	0	7	0				
	Grand Total Dispositions	4	0	0	2	1	3	0	0	0	0	0				
Total Non-Trial Dispositions	4	0	0	2	1	3	0	0	0	0	0					
Total Trial Dispositions	0	0	0	0	0	0	0	0	0	0	0					
6th Judicial District	Humboldt County	Union Justice Court	New Filings (cases)	7	0	1	4	4	5	0	3	0	1	0		
			Reopened (cases)	0	0	0	0	0	0	0	0	0	0	0		
			Charges	12	0	1	4	4	18	0	5	0	1	0		
			Grand Total Dispositions	6	0	0	2	4	5	0	2	0	1	0		
			Total Non-Trial Dispositions	6	0	0	2	4	5	0	2	0	1	0		
			Total Trial Dispositions	0	0	0	0	0	0	0	0	0	0	0		
7th Judicial District	Eureka County	Eureka Justice Court	New Filings (cases)	0	0	0	0	0	0	1	0	0	0	0		
			Reopened (cases)	0	0	0	0	0	0	0	0	0	0	0		
			Charges	2	0	0	0	0	0	1	1	0	0	1		
			Grand Total Dispositions	0	0	0	0	0	0	0	0	0	0	1		
			Total Non-Trial Dispositions	0	0	0	0	0	0	0	0	0	0	1		
			Total Trial Dispositions	0	0	0	0	0	0	0	0	0	0	0		

Source: Uniform System for Judicial Records, Nevada AOC, Research and Statistics Unit.

Table B5-2. Criminal Caseload Processed by Justice Courts in Nevada, Fiscal Year 2023.

Justice Court, Criminal Caseload, Gross Misdemeanor (4 of 6)				Crimes Against Persons, Gross Misdemeanor	Domestic Violence, Gross Misdemeanor	Older/Vulnerable Persons Abuse, Gross Misdemeanor	Child Abuse & Neglect, Gross Misdemeanor	Protection Order Violation, Gross Misdemeanor	Crimes Against Property, Gross Misdemeanor	Drugs, Gross Misdemeanor	Weapons, Gross Misdemeanor	Public Order, Gross Misdemeanor	Motor Vehicle - Other, Gross Misdemeanor	Other, Gross Misdemeanor	
7th Judicial District Cont.	Lincoln County	Meadow Valley Justice Court	New Filings (cases)	1	0	0	1	1	4	0	0	0	0	1	
			Reopened (cases)	0	0	0	0	0	0	0	0	0	0	0	0
			Charges	3	0	0	1	1	9	0	0	0	0	0	5
			Grand Total Dispositions	1	0	0	0	1	3	0	0	0	0	0	1
			Total Non-Trial Dispositions	1	0	0	0	1	3	0	0	0	0	0	1
			Total Trial Dispositions	0	0	0	0	0	0	0	0	0	0	0	0
	Lincoln County	Pahranagat Valley Justice Court	New Filings (cases)	0	0	0	0	0	0	0	0	0	0	0	0
			Reopened (cases)	0	0	0	0	0	0	0	0	0	0	0	0
			Charges	0	0	0	0	0	2	0	0	0	0	0	0
			Grand Total Dispositions	0	0	0	0	0	0	0	0	0	0	0	0
			Total Non-Trial Dispositions	0	0	0	0	0	0	0	0	0	0	0	0
			Total Trial Dispositions	0	0	0	0	0	0	0	0	0	0	0	0
	White Pine County	Ely Justice Court	New Filings (cases)	4	0	0	2	1	8	0	5	0	0	0	
			Reopened (cases)	1	0	0	0	0	0	0	0	0	0	0	
Charges			6	1	0	3	1	15	2	6	0	0	0		
Grand Total Dispositions			7	0	0	1	2	6	0	2	0	0	0		
Total Non-Trial Dispositions			7	0	0	1	2	6	0	2	0	0	0		
Total Trial Dispositions			0	0	0	0	0	0	0	0	0	0	0	0	
8th Judicial District	Clark County	Boulder Justice Court	New Filings (cases)	3	0	0	0	2	4	0	0	0	0	1	
			Reopened (cases)	0	0	0	0	0	0	0	0	0	0	0	
			Charges	4	0	0	0	3	9	0	1	0	0	2	
			Grand Total Dispositions	2	0	0	0	2	1	0	0	0	0	0	
		Total Non-Trial Dispositions	2	0	0	0	2	1	0	0	0	0	0	0	
		Total Trial Dispositions	0	0	0	0	0	0	0	0	0	0	0	0	
		Clark County	Bunkerville Justice Court	New Filings (cases)	2	0	0	0	0	0	0	0	0	0	0
				Reopened (cases)	0	0	0	0	0	0	0	0	0	0	0
	Charges			4	0	0	0	0	0	0	0	0	0	0	
	Grand Total Dispositions			0	0	0	0	0	0	0	0	0	0	0	
	Total Non-Trial Dispositions	0	0	0	0	0	0	0	0	0	0	0	0		
	Total Trial Dispositions	0	0	0	0	0	0	0	0	0	0	0	0		
	Clark County	Goodsprings Justice Court	New Filings (cases)	3	0	0	0	0	0	0	1	1	0	0	
			Reopened (cases)	0	0	0	0	0	0	0	0	0	0	0	
			Charges	3	0	0	0	0	0	0	2	1	0	1	
			Grand Total Dispositions ^c	3	0	0	0	0	0	0	1	1	0	0	
Total Non-Trial Dispositions		3	0	0	0	0	0	0	1	1	0	0			
Total Trial Dispositions		0	0	0	0	0	0	0	0	0	0	0	0		
Henderson Justice Court		New Filings (cases)	118	15	1	0	7	69	1	13	1	0	8		
		Reopened (cases)	1	0	0	0	0	1	0	0	0	0	0		
	Charges	198	33	1	1	25	330	1	74	3	0	12			
	Grand Total Dispositions	112	10	1	2	5	66	2	12	0	0	8			
Total Non-Trial Dispositions	112	10	1	2	5	66	2	12	0	0	8				
Total Trial Dispositions	0	0	0	0	0	0	0	0	0	0	0	0			

^c Includes administrative case closures.

Source: Uniform System for Judicial Records, Nevada AOC, Research and Statistics Unit.

Table B5-2. Criminal Caseload Processed by Justice Courts in Nevada, Fiscal Year 2023.

Justice Court, Criminal Caseload, Gross Misdemeanor (5 of 6)			Crimes Against Persons, Gross Misdemeanor	Domestic Violence, Gross Misdemeanor	Older/Vulnerable Persons Abuse, Gross Misdemeanor	Child Abuse & Neglect, Gross Misdemeanor	Protection Order Violation, Gross Misdemeanor	Crimes Against Property, Gross Misdemeanor	Drugs, Gross Misdemeanor	Weapons, Gross Misdemeanor	Public Order, Gross Misdemeanor	Motor Vehicle - Other, Gross Misdemeanor	Other, Gross Misdemeanor	
8th Judicial District Cont.	Clark County Cont.	Las Vegas Justice Court	New Filings (cases)	944	163	0	6	20	1,233	99	157	33	9	162
			Reopened (cases)	104	9	0	0	4	198	1	10	1	0	8
			Charges	1,562	340	1	18	37	2,557	121	683	63	9	365
			Grand Total Dispositions	851	144	0	12	25	1,184	30	157	24	6	136
			Total Non-Trial Dispositions	849	144	0	12	25	1,184	30	157	24	6	136
		Total Trial Dispositions	2	0	0	0	0	0	0	0	0	0	0	0
		Laughlin Justice Court	New Filings (cases)	11	2	0	1	0	12	0	1	2	0	0
			Reopened (cases)	0	0	0	0	0	0	0	0	0	0	0
			Charges	20	2	0	2	0	42	2	3	2	0	1
			Grand Total Dispositions ^c	10	2	0	0	0	5	0	1	1	0	0
			Total Non-Trial Dispositions	10	2	0	0	0	5	0	1	1	0	0
		Total Trial Dispositions	0	0	0	0	0	0	0	0	0	0	0	0
	Mesquite Justice Court	New Filings (cases)	12	0	0	2	1	3	0	0	2	0	0	
		Reopened (cases)	0	0	0	0	0	0	0	0	0	0	0	
		Charges	18	0	0	2	2	16	0	5	3	0	2	
		Grand Total Dispositions	11	0	0	0	2	10	0	0	2	0	2	
		Total Non-Trial Dispositions	11	0	0	0	2	10	0	0	2	0	2	
	Total Trial Dispositions	0	0	0	0	0	0	0	0	0	0	0	0	
	Moapa Justice Court	New Filings (cases)	1	0	0	0	0	1	0	0	0	0	0	
		Reopened (cases)	0	0	0	0	0	0	0	0	0	0	0	
		Charges	4	0	0	0	0	1	0	0	0	0	0	
		Grand Total Dispositions	0	0	0	0	0	1	0	0	0	0	0	
		Total Non-Trial Dispositions	0	0	0	0	0	1	0	0	0	0	0	
	Total Trial Dispositions	0	0	0	0	0	0	0	0	0	0	0	0	
	Moapa Valley Justice Court	New Filings (cases)	1	0	0	0	2	0	0	0	0	0	0	
		Reopened (cases)	0	0	0	0	0	0	0	0	0	0	0	
		Charges	2	0	0	0	2	1	0	1	0	0	0	
		Grand Total Dispositions	1	0	0	0	0	0	0	0	0	0	0	
Total Non-Trial Dispositions		1	0	0	0	0	0	0	0	0	0	0		
Total Trial Dispositions	0	0	0	0	0	0	0	0	0	0	0	0		
North Las Vegas Justice Court	New Filings (cases)	184	19	3	1	3	117	0	21	12	12	18		
	Reopened (cases)	0	0	0	0	0	0	0	0	0	0	0		
	Charges	296	50	7	4	4	275	0	81	24	24	22		
	Grand Total Dispositions	137	26	0	1	2	109	2	19	3	15	18		
	Total Non-Trial Dispositions	137	26	0	1	2	109	2	19	3	15	18		
Total Trial Dispositions	0	0	0	0	0	0	0	0	0	0	0	0		
Searchlight Justice Court	New Filings (cases)	1	0	0	0	0	0	0	0	1	0	0		
	Reopened (cases)	0	0	0	0	0	0	0	0	0	0	0		
	Charges	2	0	0	0	0	1	0	0	1	0	0		
	Grand Total Dispositions ^c	0	0	0	0	0	0	0	0	0	0	1		
	Total Non-Trial Dispositions	0	0	0	0	0	0	0	0	0	0	1		
Total Trial Dispositions	0	0	0	0	0	0	0	0	0	0	0	0		

^c Includes administrative case closures.

Source: Uniform System for Judicial Records, Nevada AOC, Research and Statistics Unit.

Table B5-2. Criminal Caseload Processed by Justice Courts in Nevada, Fiscal Year 2023.

Justice Court, Criminal Caseload, Gross Misdemeanor (6 of 6)				Crimes Against Persons, Gross Misdemeanor	Domestic Violence, Gross Misdemeanor	Older/Vulnerable Persons Abuse, Gross Misdemeanor	Child Abuse & Neglect, Gross Misdemeanor	Protection Order Violation, Gross Misdemeanor	Crimes Against Property, Gross Misdemeanor	Drugs, Gross Misdemeanor	Weapons, Gross Misdemeanor	Public Order, Gross Misdemeanor	Motor Vehicle - Other, Gross Misdemeanor	Other, Gross Misdemeanor	
9th Judicial District	Douglas County	East Fork Justice Court	New Filings (cases)	6	0	2	3	4	9	5	3	0	0	4	
			Reopened (cases)	0	0	0	0	1	2	0	1	0	0	0	0
			Charges	12	0	3	6	4	11	10	6	0	0	0	11
			Grand Total Dispositions	2	0	1	2	4	6	2	2	0	0	0	3
			Total Non-Trial Dispositions	2	0	1	2	4	6	2	2	0	0	0	3
		Total Trial Dispositions	0	0	0	0	0	0	0	0	0	0	0	0	0
		Tahoe Justice Court	New Filings (cases)	3	0	1	5	0	3	1	1	1	0	0	3
			Reopened (cases)	0	0	0	0	0	0	0	0	0	0	0	0
			Charges	3	0	1	7	0	4	5	1	1	0	0	6
			Grand Total Dispositions	5	0	1	0	0	3	2	0	0	0	0	0
Total Non-Trial Dispositions	5		0	1	0	0	3	2	0	0	0	0	0		
Total Trial Dispositions	0	0	0	0	0	0	0	0	0	0	0	0	0		
10th Judicial District	Churchill County	New River Justice Court	New Filings (cases)	9	0	2	7	4	18	4	4	0	0	10	
			Reopened (cases)	0	0	0	0	0	1	0	0	0	0	0	1
			Charges	21	1	3	11	5	26	6	12	0	0	0	14
			Grand Total Dispositions	9	0	1	8	7	15	3	4	0	0	0	10
			Total Non-Trial Dispositions	9	0	1	8	7	15	3	4	0	0	0	10
Total Trial Dispositions	0	0	0	0	0	0	0	0	0	0	0	0	0		
11th Judicial District	Lander County	Argenta Justice Court	New Filings (cases)	6	0	0	0	0	4	0	0	0	0	0	
			Reopened (cases)	1	0	0	0	0	0	0	0	0	0	0	0
			Charges	7	0	0	2	0	8	1	0	1	0	0	0
			Grand Total Dispositions	6	0	0	0	0	3	0	0	0	0	0	0
			Total Non-Trial Dispositions	6	0	0	0	0	3	0	0	0	0	0	0
		Total Trial Dispositions	0	0	0	0	0	0	0	0	0	0	0	0	0
		Austin Justice Court	New Filings (cases)	0	0	0	1	0	0	0	0	0	0	0	0
			Reopened (cases)	0	0	0	0	0	0	0	0	0	0	0	0
			Charges	0	0	0	1	0	0	0	0	0	0	0	0
			Grand Total Dispositions	0	0	0	0	0	0	0	0	0	0	0	0
	Total Non-Trial Dispositions		0	0	0	0	0	0	0	0	0	0	0	0	
	Total Trial Dispositions	0	0	0	0	0	0	0	0	0	0	0	0	0	
	Mineral County	Hawthorne Justice Court	New Filings (cases)	4	0	0	1	0	2	0	0	0	0	3	
			Reopened (cases)	0	0	0	0	0	0	0	0	0	0	0	0
			Charges	13	0	4	2	0	9	5	0	0	0	0	3
			Grand Total Dispositions	1	0	0	0	0	1	0	0	0	0	0	0
Total Non-Trial Dispositions			1	0	0	0	0	1	0	0	0	0	0	0	
Total Trial Dispositions	0	0	0	0	0	0	0	0	0	0	0	0	0		
Pershing County	Lake Justice Court	New Filings (cases)	3	0	0	0	1	1	0	0	0	0	0	1	
		Reopened (cases)	0	0	0	0	0	0	0	0	0	0	0	0	
		Charges	6	0	0	0	1	7	0	0	0	0	0	4	
		Grand Total Dispositions	2	0	0	0	0	2	0	0	0	0	0	1	
		Total Non-Trial Dispositions	2	0	0	0	0	2	0	0	0	0	0	1	
Total Trial Dispositions	0	0	0	0	0	0	0	0	0	0	0	0	0		

Source: Uniform System for Judicial Records, Nevada AOC, Research and Statistics Unit.

Table B5-2. Criminal Caseload Processed by Justice Courts in Nevada, Fiscal Year 2023.

Justice Court, Criminal Caseload, Misdemeanor and Civil Infraction (1 of 6)			Crimes Against Persons, Misdemeanor	Domestic Violence, Misdemeanor	Older/Vulnerable Persons Abuse, Misdemeanor	Protection Order Violation, Misdemeanor	Crimes Against Property, Misdemeanor	Drugs, Misdemeanor	Weapons, Misdemeanor	Public Order, Misdemeanor	Motor Vehicle - DUI, Misdemeanor	Motor Vehicle - Reckless, Misdemeanor	Other, Misdemeanor	Traffic, Misdemeanor	Traffic, Infraction	Parking ^a	Other Infraction	
																		Totals ^a
Totals ^a	Nevada Justice Courts	New Filings (cases)	4,248	4,309	0	226	7,017	1,894	240	2,819	7,046	1,578	3,968	141,600	70,207	3,202	22	
		Reopened (cases)	181	298	0	17	224	157	6	53	1,053	71	110	529	7	1	0	
		Charges	5,642	8,298	0	369	9,177	3,382	417	3,488	8,396	2,031	7,690	158,626	71,513	3,321	25	
		Grand Total Dispositions	3,913	4,100	1	233	6,211	2,169	200	2,461	6,555	1,443	3,649	101,809	43,948	2,339	5	
		Total Non-Trial Dispositions	3,861	4,082	1	229	6,183	2,165	198	2,446	6,512	1,429	3,619	101,545	43,948	2,338	5	
		Total Trial Dispositions	52	18	0	4	28	4	2	15	43	14	30	264	0	1	0	
1st Judicial District	Carson City Justice Court ^b	New Filings (cases)	107	80	0	30	145	64	18	73	245	43	122	5,630	2,781	285	5	
		Reopened (cases)	2	0	0	1	4	0	0	0	0	1	0	2	5	0	0	0
		Charges	179	121	0	34	267	434	32	109	307	68	215	7,698	3,030	299	7	
		Grand Total Dispositions	92	73	1	19	135	84	8	69	179	49	99	6,190	2,135 ^c	63	0 ^c	
		Total Non-Trial Dispositions	87	72	1	17	133	84	7	67	176	48	97	6,168	2,135	63	0	
		Total Trial Dispositions	5	1	0	2	2	0	1	2	3	1	2	22	0	0	0	
	Storey County Justice Court	New Filings (cases)	17	8	0	1	16	12	6	11	45	43	24	980	864	99	0	
		Reopened (cases)	0	0	0	0	0	0	0	0	0	0	0	2	0	0	0	
		Charges	17	9	0	1	18	13	6	11	54	45	28	1,409	913	106	0	
		Grand Total Dispositions	9	6	0	1	13	9	3	6	41	34	18	977	542	23	0	
		Total Non-Trial Dispositions	9	6	0	1	13	9	3	6	41	33	18	960	542	22	0	
		Total Trial Dispositions	0	0	0	0	0	0	0	0	0	1	0	17	0	1	0	
	2nd Judicial District	Incline Village Justice Court	New Filings (cases)	17	5	0	0	20	4	0	3	25	4	19	481	235 ^d	529	0 ^d
			Reopened (cases)	8	5	0	0	4	3	0	0	34	2	2	14	0	1	0
Charges			22	10	0	0	30	8	0	5	26	4	23	575	245	548	0	
Grand Total Dispositions			29	8	0	2	26	8	0	4	73	6	17	552	137	546	0	
Total Non-Trial Dispositions			27	8	0	2	23	8	0	4	69	6	17	551	137	546	0	
Total Trial Dispositions			2	0	0	0	3	0	0	0	4	0	0	1	0	0	0	
Reno Justice Court		New Filings (cases)	207	128	0	15	164	296	16	61	564	76	191	7,340	3,565 ^d	12	0 ^d	
		Reopened (cases)	35	52	0	3	24	52	2	7	347	7	28	117	0	0	0	
		Charges	329	317	0	40	372	645	42	111	707	136	495	9,769	3,609	18	0	
		Grand Total Dispositions	231	217	0	25	222	364	22	76	1,000	102	338	9,318	2,566	14	0	
		Total Non-Trial Dispositions	230	217	0	25	222	364	22	75	990	101	335	9,303	2,566	14	0	
		Total Trial Dispositions	1	0	0	0	0	0	0	1	10	1	3	15	0	0	0	
Sparks Justice Court		New Filings (cases)	87	86	0	8	91	185	8	30	246	27	133	2,321	1,088 ^d	2	0 ^d	
		Reopened (cases)	27	37	0	4	35	60	0	5	125	4	19	54	0	0	0	
		Charges	125	158	0	18	199	427	20	48	293	44	270	3,479	1,102	2	0	
		Grand Total Dispositions	130	116	0	13	140	248	6	34	340	27	145	2,762	731	4	0	
		Total Non-Trial Dispositions	130	115	0	13	140	248	6	34	337	27	143	2,757	731	4	0	
		Total Trial Dispositions	0	1	0	0	0	0	0	0	3	0	2	5	0	0	0	
Wadsworth Justice Court		New Filings (cases)	0	1	0	1	5	5	0	5	24	13	8	1,593	681 ^d	0	0 ^d	
		Reopened (cases)	0	1	0	0	1	2	0	0	10	1	1	93	0	0	0	
	Charges	0	2	0	1	5	5	0	6	26	14	10	1,917	687	0	0		
	Grand Total Dispositions	4	2	0	0	8	7	0	4	34	8	5	1,497	391	0	0		
	Total Non-Trial Dispositions	4	2	0	0	8	7	0	4	30	8	5	1,495	391	0	0		
	Total Trial Dispositions	0	0	0	0	0	0	0	0	4	0	0	2	0	0	0		

^a Totals reflect aggregate information from the Nevada Justice Courts. Information contained herein may reflect non-standard reporting and is noted by subsequent footnotes. Case types determined by the USJR charge hierarchy defined in the Nevada Courts Statistical Reporting Dictionary. Parking includes both misdemeanor and civil infraction offenses; civil infraction reporting began January 2023.

^b Carson City is a consolidated municipality and the justice court includes municipal court information. Statistics are reported in the justice court tables only.

^c The Traffic, Infraction case type may include dispositional information from the Other Infraction case type.

^d The Traffic, Infraction case type includes all civil infraction information.

Source: Uniform System for Judicial Records, Nevada AOC, Research and Statistics Unit.

Table B5-2. Criminal Caseload Processed by Justice Courts in Nevada, Fiscal Year 2023.

Justice Court, Criminal Caseload, Misdemeanor and Civil Infraction (2 of 6)				Crimes Against Persons, Misdemeanor	Domestic Violence, Misdemeanor	Older/Vulnerable Persons Abuse, Misdemeanor	Protection Order Violation, Misdemeanor	Crimes Against Property, Misdemeanor	Drugs, Misdemeanor	Weapons, Misdemeanor	Public Order, Misdemeanor	Motor Vehicle - DUI, Misdemeanor	Motor Vehicle - Reckless, Misdemeanor	Other, Misdemeanor	Traffic, Misdemeanor	Traffic, Infraction	Parking ^a	Other Infraction	
3rd Judicial District	Lyon County	Canal Justice Court	New Filings (cases)	16	69	0	8	20	58	6	11	21	13	16	580	592	5	0	
			Reopened (cases)	0	1	0	0	0	0	0	0	0	0	0	0	0	0	0	0
			Charges	18	77	0	8	24	65	7	11	32	17	33	861	630	6	0	
			Grand Total Dispositions	15	63	0	9	34	53	3	7	33	7	18	483	308	1	0	
			Total Non-Trial Dispositions	15	63	0	9	34	53	3	7	33	7	18	481	308	1	0	
			Total Trial Dispositions	0	0	0	0	0	0	0	0	0	0	0	2	0	0	0	
		Dayton Justice Court	New Filings (cases)	38	50	0	16	24	55	4	35	67	17	46	906	512	1	0	
			Reopened (cases)	0	0	0	0	0	0	0	0	0	0	0	0	0	0	0	
			Charges	43	55	0	18	29	74	6	37	81	22	103	1,328	544	4	0	
			Grand Total Dispositions	38	61	0	11	25	46	4	29	58	13	44	937	329	1	0	
			Total Non-Trial Dispositions	38	60	0	11	25	46	4	29	58	13	43	937	329	1	0	
			Total Trial Dispositions	0	1	0	0	0	0	0	0	0	0	1	0	0	0	0	
	Walker River Justice Court	New Filings (cases)	28	55	0	9	32	56	2	11	50	28	98	824	413	2	0		
		Reopened (cases)	0	0	0	0	0	0	0	0	0	0	0	0	0	0	0		
		Charges	35	57	0	10	39	75	5	18	54	30	255	1,291	451	5	0		
Grand Total Dispositions		24	58	0	9	21	42	0	12	47	20	101	801	296	1	0			
Total Non-Trial Dispositions		23	58	0	9	20	42	0	11	47	20	100	796	296	1	0			
Total Trial Dispositions		1	0	0	0	1	0	0	1	0	0	1	5	0	0	0			
4th Judicial District	Elko County	Carlin Justice Court	New Filings (cases)	7	3	0	4	12	6	1	7	12	3	12	385	108	0	0	
			Reopened (cases)	0	0	0	0	0	0	0	0	0	0	0	0	0	0		
			Charges	10	4	0	4	15	7	1	15	16	3	18	482	113	1	0	
			Grand Total Dispositions	10	2	0	4	15	4	1	6	8	3	12	416	92	1	0	
			Total Non-Trial Dispositions	10	2	0	4	15	4	1	6	8	3	12	415	92	1	0	
			Total Trial Dispositions	0	0	0	0	0	0	0	0	0	0	0	1	0	0	0	
		Eastline Justice Court	New Filings (cases)	13	30	0	1	14	32	1	0	6	4	3	237	42	1	0	
			Reopened (cases)	8	8	0	0	4	3	0	0	0	1	0	4	0	0	0	
			Charges	17	35	0	1	23	46	3	5	7	6	4	318	43	1	0	
			Grand Total Dispositions	15	14	0	2	18	32	2	4	8	3	2	341 ^f	26	2	0	
			Total Non-Trial Dispositions	14	14	0	2	18	32	2	4	8	3	2	340	26	2	0	
			Total Trial Dispositions	1	0	0	0	0	0	0	0	0	0	0	1	0	0	0	
	Elko Justice Court	New Filings (cases)	83	101	0	0	87	51	10	33	86	40	103	3,399 ^g	(g)	8	(g)		
		Reopened (cases)	20	18	0	0	23	10	0	4	31	1	15	114		0			
		Charges	118	146	0	0	129	73	13	98	109	71	152	4,324		14			
		Grand Total Dispositions	120	106	0	0	144	66	6	45	128	38	107	3,582		6			
		Total Non-Trial Dispositions	116	105	0	0	143	65	6	45	124	38	103	3,570		6			
		Total Trial Dispositions	4	1	0	0	1	1	0	0	4	0	4	12		0			
Wells Justice Court	New Filings (cases)	4	7	0	2	30	12	0	2	22	9	10	1,813	891	8	0			
	Reopened (cases)	0	0	0	0	0	0	0	0	0	1	0	2	0	0	0			
	Charges	4	8	0	2	35	14	0	9	24	11	16	2,047	946	12	0			
	Grand Total Dispositions	10	6	0	6	21	11	2	1	21	9	13	1,820	642	6	0			
	Total Non-Trial Dispositions	10	6	0	6	21	11	2	1	21	7	13	1,811	642	6	0			
	Total Trial Dispositions	0	0	0	0	0	0	0	0	0	2	0	9	0	0	0			

^a Parking includes both misdemeanor and civil infraction offenses; civil infraction reporting began January 2023.

^f Includes administrative case closures.

^g Civil infraction information reported in the Traffic, Misdemeanor case type.

Source: Uniform System for Judicial Records, Nevada AOC, Research and Statistics Unit.

Table B5-2. Criminal Caseload Processed by Justice Courts in Nevada, Fiscal Year 2023.

Justice Court, Criminal Caseload, Misdemeanor and Civil Infraction (3 of 6)				Crimes Against Persons, Misdemeanor	Domestic Violence, Misdemeanor	Older/Vulnerable Persons Abuse, Misdemeanor	Protection Order Violation, Misdemeanor	Crimes Against Property, Misdemeanor	Drugs, Misdemeanor	Weapons, Misdemeanor	Public Order, Misdemeanor	Motor Vehicle - DUI, Misdemeanor	Motor Vehicle - Reckless, Misdemeanor	Other, Misdemeanor	Traffic, Misdemeanor	Traffic, Infraction	Parking ^a	Other Infraction		
5th Judicial District	Esmeralda County	Esmeralda Justice Court	New Filings (cases)	0	3	0	0	0	0	0	1	7	0	3	1,924 ^g	(g)	0	(g)		
			Reopened (cases)	0	0	0	0	0	0	0	0	0	0	0	0	1		0		
			Charges	0	3	0	0	0	0	0	0	0	2	14	0	3	2,109		0	
			Grand Total Dispositions	0	0	0	0	0	0	0	0	0	0	0	0	0	2,279 ^f		0	
			Total Non-Trial Dispositions	0	0	0	0	0	0	0	0	0	0	0	0	0	2,267		0	
			Total Trial Dispositions	0	0	0	0	0	0	0	0	0	0	0	0	0	12		0	
	Nye County	Beatty Justice Court	New Filings (cases)	1	5	0	1	48	3	0	4	4	4	11	6	1,057	409	38	0	
			Reopened (cases)	0	0	0	0	0	0	0	0	0	0	0	0	0	0	0	0	0
			Charges	1	6	0	1	49	3	1	4	4	4	12	6	6	1,284	435	39	0
			Grand Total Dispositions	2	3	0	3	26	4	1	1	1	3	8	3	3	1,035	317	2	0
			Total Non-Trial Dispositions	2	3	0	3	26	4	1	1	1	3	8	3	3	1,033	317	2	0
		Total Trial Dispositions	0	0	0	0	0	0	0	0	0	0	0	0	0	2	0	0	0	
		Pahrump Justice Court	New Filings (cases)	135	90	0	13	191	82	2	13	84	2	164	2	2,502	1,460	36	0	
			Reopened (cases)	14	17	0	0	13	15	1	0	17	0	3	3	56	0	0	0	
			Charges	140	112	0	14	213	102	3	15	91	2	361	2	3,271	1,597	41	0	
			Grand Total Dispositions	196	119	0	16	208	108	8	29	112	2	111	2	2,593	774	3	0	
Total Non-Trial Dispositions	194		118	0	16	204	108	8	29	111	2	110	2	2,587	774	3	0			
Total Trial Dispositions	2	1	0	0	4	0	0	0	1	1	0	1	6	0	0	0				
Tonopah Justice Court	New Filings (cases)	20	10	0	2	29	2	0	3	5	6	11	6	1,144	751	0	2			
	Reopened (cases)	0	0	0	0	0	0	0	0	0	0	0	0	2	0	0	0			
	Charges	21	10	0	2	30	2	0	5	5	6	14	6	1,481	824	4	2			
	Grand Total Dispositions	22	10	0	0	22	0	0	1	7	7	18	6	1,137	503 ^c	0	0 ^c			
	Total Non-Trial Dispositions	22	10	0	0	22	0	0	1	7	7	18	6	1,136	503	0	0			
Total Trial Dispositions	0	0	0	0	0	0	0	0	0	0	0	0	1	0	0	0				
6th Judicial District	Humboldt County	Union Justice Court	New Filings (cases)	75	30	0	1	86	29	4	23	23	12	77	1,685	956	2	0		
			Reopened (cases)	0	0	0	0	0	0	0	0	0	0	0	0	1	0	0	0	
			Charges	80	35	0	3	103	36	5	27	25	15	150	15	2,064	995	2	0	
			Grand Total Dispositions	66	38	0	5	75	31	6	16	40	8	65	8	1,780	726	4	0	
			Total Non-Trial Dispositions	64	37	0	5	74	30	6	16	40	8	63	8	1,772	726	4	0	
Total Trial Dispositions	2	1	0	0	1	1	0	0	0	0	2	0	8	0	0	0				
7th Judicial District	Eureka County	Eureka Justice Court	New Filings (cases)	4	1	0	1	5	0	3	3	10	3	7	374	294	0	0		
			Reopened (cases)	0	0	0	0	0	0	0	0	0	0	0	0	0	0	0	0	
			Charges	6	1	0	1	10	3	10	10	12	8	21	8	444	334	0	0	
			Grand Total Dispositions	2	2	0	0	5	6	2	5	9	2	6	2	853 ^f	207	1	0	
			Total Non-Trial Dispositions	2	1	0	0	4	6	2	5	9	2	4	2	850	207	1	0	
Total Trial Dispositions	0	1	0	0	1	0	0	0	0	0	2	0	3	0	0	0				

^a Parking includes both misdemeanor and civil infraction offenses; civil infraction reporting began January 2023.

^c The Traffic, Infraction case type may include dispositional information from the Other Infraction case type.

^f Includes administrative case closures.

^g Civil infraction information reported in the Traffic, Misdemeanor case type.

Source: Uniform System for Judicial Records, Nevada AOC, Research and Statistics Unit.

Table B5-2. Criminal Caseload Processed by Justice Courts in Nevada, Fiscal Year 2023.

Justice Court, Criminal Caseload, Misdemeanor and Civil Infraction (4 of 6)				Crimes Against Persons, Misdemeanor	Domestic Violence, Misdemeanor	Older/Vulnerable Persons Abuse, Misdemeanor	Protection Order Violation, Misdemeanor	Crimes Against Property, Misdemeanor	Drugs, Misdemeanor	Weapons, Misdemeanor	Public Order, Misdemeanor	Motor Vehicle - DUI, Misdemeanor	Motor Vehicle - Reckless, Misdemeanor	Other, Misdemeanor	Traffic, Misdemeanor	Traffic, Infraction	Parking ^a	Other Infraction	
7th Judicial District Cont.	Lincoln County	Meadow Valley Justice Court	New Filings (cases)	6	0	0	0	4	2	3	0	7	0	3	455	180	0	0	
			Reopened (cases)	0	0	0	2	0	0	0	0	0	0	0	0	0	0	0	0
			Charges	12	2	0	0	9	12	3	5	10	0	5	504	190	0	0	0
			Grand Total Dispositions	2	0	0	0	3	1	2	0	6	0	5	513	115	0	0	0
			Total Non-Trial Dispositions	2	0	0	0	3	1	2	0	6	0	3	511	115	0	0	0
			Total Trial Dispositions	0	0	0	0	0	0	0	0	0	0	2	2	0	0	0	0
	Lincoln County	Pahranagat Valley Justice Court	New Filings (cases)	1	0	0	0	10	0	0	3	3	7	4	1,174	777	0	0	
			Reopened (cases)	0	0	0	0	0	0	0	0	0	0	0	3	0	0	0	
			Charges	3	0	0	0	15	8	0	3	4	8	4	1,305	843	1	0	
			Grand Total Dispositions	1	0	0	0	5	2	0	2	1	5	4	1,522 ^f	520	0	0	
			Total Non-Trial Dispositions	1	0	0	0	5	2	0	2	1	5	4	1,522	520	0	0	
			Total Trial Dispositions	0	0	0	0	0	0	0	0	0	0	0	0	0	0	0	0
	White Pine County	Ely Justice Court	New Filings (cases)	20	4	0	2	10	3	1	2	38	5	22	804	386	6	0	
			Reopened (cases)	0	0	0	0	0	0	0	0	0	0	0	0	0	0	0	
Charges			23	10	0	2	12	7	1	2	40	6	36	921	402	8	0		
Grand Total Dispositions			10	10	0	4	17	7	2	3	27	2	21	773	257	5	0		
Total Non-Trial Dispositions			10	10	0	4	15	7	2	3	27	2	20	763	257	5	0		
Total Trial Dispositions			0	0	0	0	2	0	0	0	0	0	1	10	0	0	0		
8th Judicial District	Clark County	Boulder Justice Court	New Filings (cases)	0	2	0	0	2	2	0	0	10	23	7	580	562	3	2	
			Reopened (cases)	0	0	0	0	0	0	0	0	0	0	0	5	0	0	0	
			Charges	4	7	0	0	5	4	0	0	14	25	9	699	567	3	2	
			Grand Total Dispositions	0	5	0	0	2	3	0	0	18	21	9	1,427 ^f	361	3	1	
			Total Non-Trial Dispositions	0	5	0	0	2	3	0	0	18	21	9	1,424	361	3	1	
			Total Trial Dispositions	0	0	0	0	0	0	0	0	0	0	0	3	0	0	0	
		Clark County	Bunkerville Justice Court	New Filings (cases)	1	1	0	0	1	0	0	0	2	3	1	392	241	2	1
				Reopened (cases)	0	0	0	0	0	0	0	0	0	0	0	0	0	0	0
				Charges	2	2	0	0	1	0	0	0	4	4	1	452	245	2	1
				Grand Total Dispositions ^f	1	1	0	0	4	7	1	3	10	24	9	1,619 ^f	144	3	0
				Total Non-Trial Dispositions	1	1	0	0	4	7	1	3	10	24	9	1,608	144	3	0
				Total Trial Dispositions	0	0	0	0	0	0	0	0	0	0	0	11	0	0	0
	Clark County	Goodsprings Justice Court	New Filings (cases)	16	13	0	0	15	5	1	1	34	113	34	4,475	2,582	55	2	
			Reopened (cases)	0	0	0	0	0	0	0	0	0	1	0	23	2	0	0	
			Charges	19	22	0	0	18	5	1	1	38	118	82	5,354	2,617	58	3	
			Grand Total Dispositions ^f	19	9	0	0	57	108	1	13	36	175	99	14,674 ^f	1,770	65	0	
			Total Non-Trial Dispositions	19	9	0	0	57	108	1	13	35	175	99	14,671	1,770	65	0	
			Total Trial Dispositions	0	0	0	0	0	0	0	0	1	0	0	3	0	0	0	
Clark County	Henderson Justice Court	New Filings (cases)	33	22	0	0	39	10	1	9	133	31	67	1,592	920	23	2		
		Reopened (cases)	0	0	0	0	0	0	0	0	2	0	0	4	2	0	0		
		Charges	74	234	0	0	175	16	4	16	152	45	112	2,292	943	29	2		
		Grand Total Dispositions	35	32	0	0	38	14	2	1	154	30	83	1,728	486	53	0		
		Total Non-Trial Dispositions	35	32	0	0	38	14	2	1	154	30	83	1,727	486	53	0		
		Total Trial Dispositions	0	0	0	0	0	0	0	0	0	0	0	1	0	0	0		

^a Parking includes both misdemeanor and civil infraction offenses; civil infraction reporting began January 2023.

^f Includes administrative case closures.

Source: Uniform System for Judicial Records, Nevada AOC, Research and Statistics Unit.

Table B5-2. Criminal Caseload Processed by Justice Courts in Nevada, Fiscal Year 2023.

Justice Court, Criminal Caseload, Misdemeanor and Civil Infraction (5 of 6)			Crimes Against Persons, Misdemeanor	Domestic Violence, Misdemeanor	Older/Vulnerable Persons Abuse, Misdemeanor	Protection Order Violation, Misdemeanor	Crimes Against Property, Misdemeanor	Drugs, Misdemeanor	Weapons, Misdemeanor	Public Order, Misdemeanor	Motor Vehicle - DUI, Misdemeanor	Motor Vehicle - Reckless, Misdemeanor	Other, Misdemeanor	Traffic, Misdemeanor	Traffic, Infraction	Parking ^a	Other Infraction	
																		Las Vegas Justice Court
8th Judicial District Cont.	Clark County Cont.	New Filings (cases)	2,995	3,214	0	93	5,412	686	136	2,234	4,739	926	2,400	82,537 ^h	41,733	1,455	0	
		Reopened (cases)	60	151	0	7	94	5	3	33	471	53	37	0 ^j	0 ^j	0 ^j	0 ^j	
		Charges	3,881	6,280	0	177	6,576	869	217	2,594	5,569	1,130	4,603	82,537 ^k	41,733 ^k	1,455 ^k	0	
		Grand Total Dispositions	2,534	2,841	0	91	4,360	656	105	1,923	3,688	730	1,751	23,103 ^e	25,037 ^e	695 ^e	0	
		Total Non-Trial Dispositions	2,512	2,836	0	90	4,357	656	104	1,914	3,683	728	1,748	23,103	25,037	695	0	
		Total Trial Dispositions	22	5	0	1	3	0	1	9	5	2	3	0	0	0	0	
		New Filings (cases)	47	34	0	0	105	3	1	28	37	11	64	2,693	1,366	230	2	
		Reopened (cases)	0	0	0	0	0	0	0	0	0	0	0	1	0	0	0	
		Charges	58	56	0	0	129	3	3	31	50	14	83	3,232	1,381	231	2	
		Grand Total Dispositions^f	57	47	0	1	200	27	1	17	76	7	83	2,881 ^f	925	474 ^f	2	
		Total Non-Trial Dispositions	57	47	0	1	200	27	1	17	76	7	83	2,881	925	474	2	
		Total Trial Dispositions	0	0	0	0	0	0	0	0	0	0	0	0	0	0	0	
		New Filings (cases)	1	0	0	0	0	0	0	0	0	1	0	1	1	2	0	0
		Reopened (cases)	0	0	0	0	0	0	0	0	0	0	0	0	0	0	0	0
		Charges	6	7	0	0	23	3	0	0	2	3	8	10	2	0	0	
		Grand Total Dispositions	0	1	0	0	0	0	0	0	2	0	0	4 ^f	2	0	0	
		Total Non-Trial Dispositions	0	1	0	0	0	0	0	0	2	0	0	4	2	0	0	
		Total Trial Dispositions	0	0	0	0	0	0	0	0	0	0	0	0	0	0	0	
		New Filings (cases)	1	4	0	0	4	2	1	0	16	16	11	1,006	431	4	3	
		Reopened (cases)	0	0	0	0	0	0	0	0	0	0	0	3	0	0	0	
		Charges	1	4	0	0	4	2	1	0	18	16	31	1,234	438	5	3	
		Grand Total Dispositions	2	5	0	0	10	3	1	0	18	15	5	1,243	306	4	1	
		Total Non-Trial Dispositions	2	5	0	0	9	3	1	0	18	15	5	1,241	306	4	1	
		Total Trial Dispositions	0	0	0	0	1	0	0	0	0	0	0	2	0	0	0	
		New Filings (cases)	8	13	0	0	8	0	0	4	12	1	48	697	475	79	0	
		Reopened (cases)	0	0	0	0	0	0	0	0	0	0	0	2	0	0	0	
		Charges	11	17	0	0	8	0	0	4	12	1	92	832	479	79	0	
		Grand Total Dispositions^f	13	10	0	0	13	0	0	7	14	4	44	835	319	48	0	
Total Non-Trial Dispositions	12	10	0	0	13	0	0	7	14	3	44	830	319	48	0			
Total Trial Dispositions	1	0	0	0	0	0	0	0	0	1	0	5	0	0	0			
New Filings (cases)	45	116	0	0	26	0	2	3	137	6	13	375	189	0	0			
Reopened (cases)	0	0	0	0	0	0	0	0	0	0	0	0	0	0	0			
Charges	98	324	0	0	134	11	11	10	195	35	75	896	214	3	0			
Grand Total Dispositions	37	128	0	0	37	2	1	2	113	5	21	622 ^f	56	49	0			
Total Non-Trial Dispositions	37	127	0	0	37	2	1	2	112	5	20	622	56	49	0			
Total Trial Dispositions	0	1	0	0	0	0	0	0	1	0	1	0	0	0	0			
New Filings (cases)	2	4	0	0	8	0	0	0	7	31	6	3,034	1,299	6	2			
Reopened (cases)	0	0	0	0	0	0	0	0	0	0	0	2	1	0	0			
Charges	8	12	0	0	8	0	0	0	9	32	7	3,407	1,309	12	2			
Grand Total Dispositions^f	3	3	0	0	6	0	0	1	5	45	37	5,410 ^f	763	8	1			
Total Non-Trial Dispositions	3	3	0	0	6	0	0	1	5	41	37	5,342	763	8	1			
Total Trial Dispositions	0	0	0	0	0	0	0	0	0	4	0	68	0	0	0			

^a Parking includes both misdemeanor and civil infraction offenses; civil infraction reporting began January 2023.

^e Estimated.

^f Includes administrative case closures.

^h Includes Juvenile Traffic cases for July-December 2022.

^j Reopened (cases) not reported or under-reported.

^k Charges not reported; the reported magnitude is the number of reported cases.

Source: Uniform System for Judicial Records, Nevada AOC, Research and Statistics Unit.

Table B5-2. Criminal Caseload Processed by Justice Courts in Nevada, Fiscal Year 2023.

Justice Court, Criminal Caseload, Misdemeanor and Civil Infraction (6 of 6)				Crimes Against Persons, Misdemeanor	Domestic Violence, Misdemeanor	Older/Vulnerable Persons Abuse, Misdemeanor	Protection Order Violation, Misdemeanor	Crimes Against Property, Misdemeanor	Drugs, Misdemeanor	Weapons, Misdemeanor	Public Order, Misdemeanor	Motor Vehicle - DUI, Misdemeanor	Motor Vehicle - Reckless, Misdemeanor	Other, Misdemeanor	Traffic, Misdemeanor	Traffic, Infraction	Parking ^a	Other Infraction
9th Judicial District	Douglas County	East Fork Justice Court	New Filings (cases)	61	45	0	4	118	85	4	48	121	20	75	2,247	753	33	0
			Reopened (cases)	5	6	0	0	20	7	0	3	14	0	2	12	2	0	0
			Charges	82	59	0	6	150	162	9	76	158	42	119	3,019	774	35	0
			Grand Total Dispositions	50	28	0	2	126	84	3	26	79	10	60	2,051	512	33	0
			Total Non-Trial Dispositions	43	24	0	2	124	83	3	25	77	9	58	2,032	512	33	0
		Total Trial Dispositions	7	4	0	0	2	1	0	1	2	1	2	19	0	0	0	
		Tahoe Justice Court	New Filings (cases)	88	21	0	0	114	26	0	102	28	5	27	758	309	266	0
			Reopened (cases)	2	0	0	0	0	0	0	0	1	0	0	2	0	0	0
			Charges	103	24	0	0	137	51	0	125	36	6	44	998	317	275	0
			Grand Total Dispositions	82	19	0	0	92	32	0	71	33	3	28	776	226	216	0
Total Non-Trial Dispositions	79		18	0	0	86	31	0	70	30	3	27	774	226	216	0		
Total Trial Dispositions	3	1	0	0	6	1	0	1	3	0	1	2	0	0	0			
10th Judicial District	Churchill County	New River Justice Court	New Filings (cases)	21	19	0	9	54	75	4	26	94	16	67	1,889	1,094	8	0
			Reopened (cases)	0	0	0	0	1	0	0	1	0	0	1	1	0	0	0
			Charges	26	27	0	16	68	98	5	29	113	19	90	2,633	1,145	17	0
			Grand Total Dispositions	25	32	0	7	47	77	4	25	101	18	107	2,020	733	5	0
			Total Non-Trial Dispositions	25	32	0	6	47	77	4	25	99	17	106	2,008	733	5	0
Total Trial Dispositions	0	0	0	1	0	0	0	0	2	1	1	12	0	0	0			
11th Judicial District	Lander County	Argenta Justice Court	New Filings (cases)	20	7	0	1	23	10	2	2	12	0	32	257	382	0	0
			Reopened (cases)	0	0	0	0	0	0	0	0	0	0	0	1	0	0	0
			Charges	21	9	0	2	30	10	3	7	12	1	53	308	425	0	0
			Grand Total Dispositions	14	6	0	1	15	11	1	3	10	0	37	314	199	0	0
			Total Non-Trial Dispositions	13	6	0	1	14	11	1	3	10	0	36	314	199	0	0
		Total Trial Dispositions	1	0	0	0	1	0	0	0	0	0	1	0	0	0	0	
		Austin Justice Court	New Filings (cases)	0	0	0	0	0	1	2	0	0	0	3	323	269	2	0
			Reopened (cases)	0	0	0	0	0	0	0	0	0	0	0	0	0	0	0
			Charges	0	1	0	0	0	1	2	0	0	0	3	384	310	3	0
			Grand Total Dispositions ^f	0	0	0	0	0	2	2	0	0	0	105	278	167	0	0
	Total Non-Trial Dispositions		0	0	0	0	0	2	2	0	0	0	105	278	167	0	0	
	Total Trial Dispositions	0	0	0	0	0	0	0	0	0	0	0	0	0	0	0		
	Mineral County	Hawthorne Justice Court	New Filings (cases)	9	11	0	2	10	7	0	5	29	9	9	975	511	1	1
			Reopened (cases)	0	2	0	0	1	0	0	0	0	0	0	5	0	0	0
			Charges	30	18	0	5	38	49	1	14	32	10	20	1,225	565	2	1
Grand Total Dispositions			1	0	0	0	1	1	0	2	1	1	1	506	260 ^c	0	0 ^c	
Total Non-Trial Dispositions			1	0	0	0	1	1	0	2	1	1	1	506	260	0	0	
Total Trial Dispositions	0	0	0	0	0	0	0	0	0	0	0	0	0	0	0			
Pershing County	Lake Justice Court	New Filings (cases)	14	17	0	2	35	25	1	23	40	1	21	161	104	1	0	
		Reopened (cases)	0	0	0	0	0	0	0	0	0	0	0	0	0	0	0	
		Charges	15	17	0	3	47	39	2	25	41	2	36	233	116	1	0	
		Grand Total Dispositions	12	19	0	2	20	9	0	13	22	2	18	157	68	0	0	
		Total Non-Trial Dispositions	12	19	0	2	20	9	0	13	22	2	18	155	68	0	0	
Total Trial Dispositions	0	0	0	0	0	0	0	0	0	0	0	2	0	0	0			

^a Parking includes both misdemeanor and civil infraction offenses; civil infraction reporting began January 2023.

^c The Traffic, Infraction case type may include dispositional information from the Other Infraction case type.

^f Includes administrative case closures.

Source: Uniform System for Judicial Records, Nevada AOC, Research and Statistics Unit.

Table B6-1. Civil Caseload Processed by Justice Courts in Nevada, Fiscal Year 2023.

Justice Court, Civil Caseload, Aggregate (1 of 4)			Real Property	Tort	Contract	Contested Liens	Petitions to Seal Records ^a	Other Civil Matters ^a	Small Claims	Protection Orders	Totals
Totals^b	Nevada Justice Courts	New Filings (cases)	74,154	380	43,518	12	572	1,654	4,723	8,469	133,482
		Reopened (cases)	13,201	7	458	2	0	43	239	452	14,402
		Grand Total Dispositions	82,896	344	43,381	17	480	1,426	4,585	8,562	141,691
		Total Non-Trial Dispositions	81,783	334	43,373	17	480	1,397	2,965	8,562	138,911
		Total Trial Dispositions	1,113	10	8	0	0	29	1,620	0	2,780
1st Judicial District	Carson City Justice Court ^c	New Filings (cases)	784	1	482	2	0	42 ^a	210	518	2,039
		Reopened (cases)	1	0	0	0	0	1	5	1	8
		Grand Total Dispositions	514	1	473	0	0	21	157	463	1,629
		Total Non-Trial Dispositions	461	1	473	0	0	20	44	463	1,462
		Total Trial Dispositions	53	0	0	0	0	1	113	0	167
	Storey County Justice Court	New Filings (cases)	10	0	13	0	0	0 ^a	0	37	60
		Reopened (cases)	0	0	1	0	0	0	0	0	1
		Grand Total Dispositions	7	0	0	0	0	0	1	26	34
		Total Non-Trial Dispositions	6	0	0	0	0	0	1	26	33
		Total Trial Dispositions	1	0	0	0	0	0	0	0	1
2nd Judicial District	Incline Village Justice Court	New Filings (cases)	27	0	15	0	0	11 ^a	13	29	95
		Reopened (cases)	3	0	0	0	0	0	3	7	13
		Grand Total Dispositions	23	0	23	0	0	10	12	34	102
		Total Non-Trial Dispositions	23	0	23	0	0	10	7	34	97
		Total Trial Dispositions	0	0	0	0	0	0	5	0	5
	Reno Justice Court	New Filings (cases)	4,433	179	2,534	0	0	89 ^a	934	842	9,011
		Reopened (cases)	535	0	92	0	0	9	76	21	733
		Grand Total Dispositions	4,843	26	2,320	0	0	80	906	856	9,031
		Total Non-Trial Dispositions	4,373	23	2,319	0	0	68	785	856	8,424
		Total Trial Dispositions	470	3	1	0	0	12	121	0	607
	Sparks Justice Court	New Filings (cases)	1,756	4	1,532	0	0	68 ^a	370	302	4,032
		Reopened (cases)	240	0	22	0	0	2	38	34	336
		Grand Total Dispositions	1,984	9	2,007	0	0	71	421	329	4,821
		Total Non-Trial Dispositions	1,795	9	2,005	0	0	63	360	329	4,561
		Total Trial Dispositions	189	0	2	0	0	8	61	0	260
	Wadsworth Justice Court	New Filings (cases)	7	0	2	0	0	1 ^a	0	7	17
		Reopened (cases)	0	0	0	0	0	0	1	0	1
		Grand Total Dispositions	4	0	1	0	0	1	0	5	11
Total Non-Trial Dispositions		4	0	1	0	0	1	0	5	11	
Total Trial Dispositions		0	0	0	0	0	0	0	0	0	
3rd Judicial District	Canal Justice Court	New Filings (cases)	406	0	295	0	3	2	59	236	1,001
		Reopened (cases)	3	0	0	0	0	0	0	0	3
		Grand Total Dispositions	395	0	273	0	3	3	45	224	943
		Total Non-Trial Dispositions	385	0	273	0	3	2	34	224	921
		Total Trial Dispositions	10	0	0	0	0	1	11	0	22
	Dayton Justice Court	New Filings (cases)	118	1	188	0	0	23 ^a	20	191	541
		Reopened (cases)	1	0	4	0	0	0	0	0	5
		Grand Total Dispositions	113	0	179	0	0	22	19	189	522
		Total Non-Trial Dispositions	101	0	179	0	0	21	16	189	506
		Total Trial Dispositions	12	0	0	0	0	1	3	0	16
	Walker River Justice Court	New Filings (cases)	168	0	71	0	0	54 ^a	37	163	493
		Reopened (cases)	55	0	1	0	0	2	0	35	93
Grand Total Dispositions		294	0	64	0	0	30	41	218	647	
Total Non-Trial Dispositions		294	0	64	0	0	26	33	218	635	
Total Trial Dispositions		0	0	0	0	0	4	8	0	12	

^a The Petitions to Seal Records statistics are incomplete. Other Civil Matters statistics may be over-inclusive of petition to seal record actions.
^b Totals reflect aggregate information from the Nevada Justice Courts. Information contained herein may reflect non-standard reporting and is noted by other footnotes.
^c Carson City is a consolidated municipality and the justice court includes municipal court information. Statistics are reported in the justice court tables only.
 Source: Uniform System for Judicial Records, Nevada AOC, Research and Statistics Unit.

Table B6-1. Civil Caseload Processed by Justice Courts in Nevada, Fiscal Year 2023.

Justice Court, Civil Caseload, Aggregate (2 of 4)				Real Property	Tort	Contract	Contested Liens	Petitions to Seal Records ^a	Other Civil Matters ^a	Small Claims	Protection Orders	Totals	
4th Judicial District	Elko County	Carlin Justice Court	New Filings (cases)	24	0	10	0	0	3 ^a	3	26	66	
			Reopened (cases)	0	0	0	0	0	0	0	0	0	0
			Grand Total Dispositions	16	0	7	0	0	2	1	26	52	
			Total Non-Trial Dispositions	16	0	7	0	0	2	1	26	52	
			Total Trial Dispositions	0	0	0	0	0	0	0	0	0	
		Eastline Justice Court	New Filings (cases)	7	0	14	0	0	0 ^a	28	52	101	
			Reopened (cases)	0	0	0	0	0	0	0	0	0	
			Grand Total Dispositions	6	0	15	0	0	1	14	52	88	
			Total Non-Trial Dispositions	6	0	15	0	0	1	9	52	83	
			Total Trial Dispositions	0	0	0	0	0	0	5	0	5	
		Elko Justice Court	New Filings (cases)	174	0	413	0	0	5 ^a	34	421	1,047	
			Reopened (cases)	4	0	8	0	0	0	0	50	62	
			Grand Total Dispositions	175	0	432	0	0	11	72	482	1,172	
			Total Non-Trial Dispositions	163	0	432	0	0	11	62	482	1,150	
			Total Trial Dispositions	12	0	0	0	0	0	10	0	22	
		Wells Justice Court	New Filings (cases)	13	0	10	0	0	0	5	20 ^d	48	
Reopened (cases)	0		0	0	0	0	0	0	0	0			
Grand Total Dispositions	1		0	5	0	0	0	6	23	35			
Total Non-Trial Dispositions	1		0	5	0	0	0	6	23	35			
Total Trial Dispositions	0		0	0	0	0	0	0	0	0			
5th Judicial District	Esmeralda County	Esmeralda Justice Court	New Filings (cases)	3	0	1	0	0	2 ^a	2	6	14	
			Reopened (cases)	0	0	0	0	0	0	0	0	0	
			Grand Total Dispositions	3	0	0	0	0	0	1	10	14	
			Total Non-Trial Dispositions	2	0	0	0	0	0	1	10	13	
			Total Trial Dispositions	1	0	0	0	0	0	0	0	1	
	Nye County	Beatty Justice Court	New Filings (cases)	7	0	6	0	0	2 ^a	0	29 ^d	44	
			Reopened (cases)	0	0	0	0	0	0	0	0	0	
			Grand Total Dispositions	2	0	7	0	0	1	0	21	31	
			Total Non-Trial Dispositions	2	0	7	0	0	1	0	21	31	
			Total Trial Dispositions	0	0	0	0	0	0	0	0	0	
		Pahrump Justice Court	New Filings (cases)	142	2	452	0	4	0	38	319	957	
			Reopened (cases)	17	0	28	0	0	0	1	5	51	
			Grand Total Dispositions	160	1	443	0	3	0	37	314	958	
			Total Non-Trial Dispositions	159	1	443	0	3	0	21	314	941	
			Total Trial Dispositions	1	0	0	0	0	0	16	0	17	
			Tonopah Justice Court	New Filings (cases)	17	0	18	0	0	2 ^a	4	67	108
Reopened (cases)	0	0		0	0	0	0	0	0	0			
Grand Total Dispositions	13	0		22	0	0	1	5	66	107			
Total Non-Trial Dispositions	13	0		22	0	0	1	3	66	105			
Total Trial Dispositions	0	0	0	0	0	0	2	0	2				
6th Judicial District	Humboldt County	Union Justice Court	New Filings (cases)	40	0	102	0	0	11 ^a	23	260	436	
			Reopened (cases)	0	0	0	0	0	0	1	1		
			Grand Total Dispositions	37	0	90	0	0	11	23	248	409	
			Total Non-Trial Dispositions	35	0	90	0	0	11	23	248	407	
			Total Trial Dispositions	2	0	0	0	0	0	0	0	2	
7th Judicial District	Eureka County	Eureka Justice Court	New Filings (cases)	1	0	16	0	0	1 ^a	1	19	38	
			Reopened (cases)	0	0	0	0	0	0	0	0	0	
			Grand Total Dispositions	0	0	11	0	0	0	1	20	32	
			Total Non-Trial Dispositions	0	0	10	0	0	0	0	20	30	
			Total Trial Dispositions	0	0	1	0	0	0	1	0	2	

^a The Petitions to Seal Records statistics are incomplete. Other Civil Matters statistics may be over-inclusive of petition to seal record actions.

^d High-risk protection orders not reported or incomplete.

Source: Uniform System for Judicial Records, Nevada AOC, Research and Statistics Unit.

Table B6-1. Civil Caseload Processed by Justice Courts in Nevada, Fiscal Year 2023.

Justice Court, Civil Caseload, Aggregate (3 of 4)		Real Property	Tort	Contract	Contested Liens	Petitions to Seal Records ^a	Other Civil Matters ^a	Small Claims	Protection Orders	Totals			
7th Judicial District Cont.	Lincoln County	Meadow Valley Justice Court	New Filings (cases)	5	0	7	0	0	4 ^a	2	23	41	
		Reopened (cases)	0	0	0	0	0	0	0	0	0	0	
		Grand Total Dispositions	1	0	7	0	0	4	0	17	29	29	
		Total Non-Trial Dispositions	1	0	7	0	0	4	0	17	29	29	
		Total Trial Dispositions	0	0	0	0	0	0	0	0	0	0	
		Pahrnagat Valley Justice Court	New Filings (cases)	5	0	8	0	0	8 ^a	0	3	24	24
	Reopened (cases)	0	0	1	0	0	0	0	0	0	1	1	
	Grand Total Dispositions	2	0	14	0	0	8	0	4	28	28		
	Total Non-Trial Dispositions	2	0	14	0	0	8	0	4	28	28		
	Total Trial Dispositions	0	0	0	0	0	0	0	0	0	0		
	White Pine County	Ely Justice Court	New Filings (cases)	29	0	60	0	0	34	110	233	233	
		Reopened (cases)	0	0	8	0	0	0	9	0	17	17	
		Grand Total Dispositions	19	0	49	0	0	0	36	95	199	199	
		Total Non-Trial Dispositions	19	0	49	0	0	0	26	95	189	189	
Total Trial Dispositions		0	0	0	0	0	0	10	0	10	10		
8th Judicial District	Clark County	Boulder Justice Court	New Filings (cases)	60	0	91	0	0	10	113	274	274	
			Reopened (cases)	0	0	0	0	0	0	0	1	1	
			Grand Total Dispositions	57	1	119	0	0	0	13	108	298	298
		Total Non-Trial Dispositions	57	1	119	0	0	0	13	108	298	298	
		Total Trial Dispositions	0	0	0	0	0	0	0	0	0	0	
		Bunkerville Justice Court	New Filings (cases)	1	0	5	0	0	0	1	2	9	9
			Reopened (cases)	0	0	0	0	0	0	0	0	0	0
			Grand Total Dispositions	2	0	0	0	0	0	1	1	4	4
		Total Non-Trial Dispositions	2	0	0	0	0	0	1	1	4	4	
		Total Trial Dispositions	0	0	0	0	0	0	0	0	0	0	
		Goodsprings Justice Court	New Filings (cases)	11	0	19	0	0	0	4	6	40	40
			Reopened (cases)	1	0	1	0	0	0	0	0	2	2
	Grand Total Dispositions		10	0	15	0	0	0	4	6	35	35	
	Total Non-Trial Dispositions	10	0	15	0	0	0	1	6	32	32		
	Total Trial Dispositions	0	0	0	0	0	0	3	0	3	3		
	Henderson Justice Court	New Filings (cases)	5,740	11	4,192	1	8	32	278	530	10,792	10,792	
		Reopened (cases)	616	0	15	0	0	0	3	13	647	647	
		Grand Total Dispositions	6,008	7	3,893	2	5	20	192	538	10,665	10,665	
	Total Non-Trial Dispositions	5,789	7	3,892	2	5	20	153	538	10,406	10,406		
	Total Trial Dispositions	219	0	1	0	0	0	39	0	259	259		
	Las Vegas Justice Court	New Filings (cases)	51,987	171	28,344	4	524	1,093	2,263	2,994	87,380	87,380	
		Reopened (cases)	11,641	7	262	2	0	26	96	250	12,284	12,284	
		Grand Total Dispositions	62,374	294	28,599	11	450	974	2,310	3,109	98,121	98,121	
	Total Non-Trial Dispositions	62,236	287	28,599	11	450	973	1,172	3,109	96,837	96,837		
	Total Trial Dispositions	138	7	0	0	0	1	1,138	0	1,284	1,284		
	Laughlin Justice Court	New Filings (cases)	208	0	111	0	0	0	4	44	367	367	
		Reopened (cases)	0	0	0	0	0	0	0	0	0	0	
		Grand Total Dispositions ^f	231	0	134	0	0	0	5	50	420 ^f	420 ^f	
Total Non-Trial Dispositions	231	0	131	0	0	0	3	50	415	415			
Total Trial Dispositions	0	0	3	0	0	0	2	0	5	5			
Mesquite Justice Court	New Filings (cases)	48	0	116	0	0	1 ^a	11	99	275	275		
	Reopened (cases)	1	0	0	0	0	0	0	0	1	1		
	Grand Total Dispositions	44	0	115	0	0	2	11	100	272	272		
Total Non-Trial Dispositions	43	0	115	0	0	2	9	100	269	269			
Total Trial Dispositions	1	0	0	0	0	0	2	0	3	3			

^a The Petitions to Seal Records statistics are incomplete. Other Civil Matters statistics may be over-inclusive of petition to seal record actions.

^f Includes administrative case closures.

Source: Uniform System for Judicial Records, Nevada AOC, Research and Statistics Unit.

Table B6-1. Civil Caseload Processed by Justice Courts in Nevada, Fiscal Year 2023.

Justice Court, Civil Caseload, Aggregate (4 of 4)			Real Property	Tort	Contract	Contested Liens	Petitions to Seal Records ^a	Other Civil Matters ^a	Small Claims	Protection Orders	Totals	
8th Judicial District Cont.	Clark County Cont.	Moapa Justice Court	New Filings (cases)	0	0	3	0	0	0	0	4	7
			Reopened (cases)	0	0	1	0	0	0	0	1	2
		Grand Total Dispositions	0	0	1	0	0	0	0	0	3	4
		Total Non-Trial Dispositions	0	0	1	0	0	0	0	0	3	4
		Total Trial Dispositions	0	0	0	0	0	0	0	0	0	0
		Moapa Valley Justice Court	New Filings (cases)	9	0	15	0	0	0	2	36	62
			Reopened (cases)	0	0	0	0	0	0	0	0	0
		Grand Total Dispositions	4	0	13	0	0	0	2	42	61	
	Total Non-Trial Dispositions	4	0	13	0	0	0	2	42	61		
	Total Trial Dispositions	0	0	0	0	0	0	0	0	0		
	North Las Vegas Justice Court	New Filings (cases)	7,552	10	3,913	5	16	34	170	331	12,031	
		Reopened (cases)	80	0	2	0	0	0	0	3	85	
		Grand Total Dispositions	5,283	5	3,712	4	14	30	124	318	9,490	
		Total Non-Trial Dispositions	5,283	5	3,712	4	14	30	66	318	9,432	
	Total Trial Dispositions	0	0	0	0	0	0	58	0	58		
	Searchlight Justice Court	New Filings (cases)	6	0	4	0	0	0	1	8	19	
Reopened (cases)		0	0	0	0	0	0	0	0	0		
Grand Total Dispositions		8	0	2	0	0	0	0	5	15		
Total Non-Trial Dispositions		8	0	2	0	0	0	0	5	15		
Total Trial Dispositions	0	0	0	0	0	0	0	0	0			
9th Judicial District	Douglas County	East Fork Justice Court	New Filings (cases)	35	0	207	0	7	14	48	202	513
			Reopened (cases)	1	0	1	0	0	1	0	20	23
		Grand Total Dispositions	28	0	95	0	4	9	20	204	360	
		Total Non-Trial Dispositions	25	0	95	0	4	9	16	204	353	
	Total Trial Dispositions	3	0	0	0	0	0	4	0	7		
	Tahoe Justice Court	New Filings (cases)	2	0	13	0	10	8	12	22	67	
		Reopened (cases)	0	0	0	0	0	0	0	0	0	
		Grand Total Dispositions	3	0	3	0	1	5	8	16	36	
Total Non-Trial Dispositions		3	0	3	0	1	5	7	16	35		
Total Trial Dispositions	0	0	0	0	0	0	1	0	1			
10th Judicial District	Churchill County	New River Justice Court	New Filings (cases)	217	1	174	0	0	116 ^a	63	281	852
			Reopened (cases)	1	0	9	0	0	0	0	2	12
		Grand Total Dispositions	140	0	186	0	0	98	42	225	691	
		Total Non-Trial Dispositions	140	0	186	0	0	97	36	225	684	
Total Trial Dispositions	0	0	0	0	0	1	6	0	7			
11th Judicial District	Lander County	Argenta Justice Court	New Filings (cases)	23	0	33	0	0	10 ^a	10	39	115
			Reopened (cases)	0	0	0	0	0	0	0	3	3
		Grand Total Dispositions	20	0	26	0	0	3	3	42	94	
		Total Non-Trial Dispositions	20	0	26	0	0	3	3	42	94	
		Total Trial Dispositions	0	0	0	0	0	0	0	0	0	
		Austin Justice Court	New Filings (cases)	2	0	1	0	0	0	0	8	11
	Reopened (cases)		0	0	0	0	0	0	0	0	0	
	Grand Total Dispositions		0	0	4	0	0	0	0	5	9	
	Total Non-Trial Dispositions		0	0	4	0	0	0	0	5	9	
	Total Trial Dispositions	0	0	0	0	0	0	0	0	0		
	Mineral County	Hawthorne Justice Court	New Filings (cases)	33	0	5	0	0	10 ^a	11	20	79
			Reopened (cases)	1	0	2	0	0	2	7	5	17
Grand Total Dispositions		28	0	3	0	0	8	13	23	75		
Total Non-Trial Dispositions		28	0	3	0	0	8	13	23	75		
Total Trial Dispositions	0	0	0	0	0	0	0	0	0			
Pershing County	Lake Justice Court	New Filings (cases)	44	0	23	0	0	8 ^a	18	50	143	
		Reopened (cases)	0	0	0	0	0	0	0	0	0	
	Grand Total Dispositions	44	0	19	0	0	0	39	45	147		
	Total Non-Trial Dispositions	43	0	19	0	0	0	38	45	145		
Total Trial Dispositions	1	0	0	0	0	0	1	0	2			

^a The Petitions to Seal Records statistics are incomplete. Other Civil Matters statistics may be over-inclusive of petition to seal record actions.

Source: Uniform System for Judicial Records, Nevada AOC, Research and Statistics Unit.

Table B6-2. Civil Caseload Processed by Justice Courts in Nevada, Fiscal Year 2023.

Justice Court, Civil Caseload (1 of 4)			Real Property			Tort					Contract					Contested Liens		Petitions to Seal Records ^a		Other Civil Matters ^a		Small Claims		Protection Orders			
			Landlord Tenant (Summary Eviction)	Unlawful Detainer Complaint	Other Real Property	Auto Negligence	Premises Liability	Other Negligence	Intentional Misconduct	Other Tort	Credit Card Collection	Payday Loan Collection	Debt Collection Agency	Other Debt Collection	Contract Buyer Plaintiff									Other Contract	Request for DV Protection Orders	Request for Non-DV Protection Orders	High-Risk Protection Orders
Totals^b	Nevada Justice Courts	New Filings (cases)	72,959	826	369	159	6	27	156	32	26,573	7,307	3,289	4,304	308	1,737	12	572	1,654	4,723	1,510	6,958	1				
		Reopened (cases)	13,178	12	11	6	0	0	0	1	201	43	105	52	15	42	2	0	43	239	80	372	0				
		Grand Total Dispositions	81,614	894	388	246	7	26	5	60	26,024	8,723	2,968	3,905	247	1,514	17	480	1,426	4,585	1,547	7,014	1				
		Total Non-Trial Dispositions	80,665	742	376	238	7	26	5	58	26,018	8,723	2,967	3,905	247	1,513	17	480	1,397	2,965	1,547	7,014	1				
		Total Trial Dispositions	949	152	12	8	0	0	0	2	6	0	1	0	0	0	0	0	29	1,620	0	0	0				
1st Judicial District	Carson City Justice Court ^c	New Filings (cases)	779	2	3	1	0	0	0	0	379	1	39	34	4	25	2	0	42 ^a	210	292	226	0				
		Reopened (cases)	1	0	0	0	0	0	0	0	0	0	0	0	0	0	0	0	1	5	1	0	0				
		Grand Total Dispositions	510	1	3	1	0	0	0	0	373	0	46	31	7	16	0	0	21	157	279	184	0				
		Total Non-Trial Dispositions	459	1	1	1	0	0	0	0	373	0	46	31	7	16	0	0	20	44	279	184	0				
		Total Trial Dispositions	51	0	2	0	0	0	0	0	0	0	0	0	0	0	0	0	1	113	0	0	0				
	Storey County Justice Court	New Filings (cases)	9	1	0	0	0	0	0	0	10	0	0	0	2	1	0	0	0 ^a	0	13	24	0				
		Reopened (cases)	0	0	0	0	0	0	0	0	1	0	0	0	0	0	0	0	0	0	0	0	0				
		Grand Total Dispositions	6	1	0	0	0	0	0	0	0	0	0	0	0	0	0	0	0	1	8	18	0				
		Total Non-Trial Dispositions	5	1	0	0	0	0	0	0	0	0	0	0	0	0	0	0	0	1	8	18	0				
		Total Trial Dispositions	1	0	0	0	0	0	0	0	0	0	0	0	0	0	0	0	0	0	0	0	0				
2nd Judicial District	Incline Village Justice Court	New Filings (cases)	27	0	0	0	0	0	0	0	12	0	0	2	0	1	0	0	11 ^a	13	5	24	(d)				
		Reopened (cases)	3	0	0	0	0	0	0	0	0	0	0	0	0	0	0	0	0	3	0	7					
		Grand Total Dispositions	23	0	0	0	0	0	0	0	19	0	1	2	1	0	0	0	10	12	5	29					
		Total Non-Trial Dispositions	23	0	0	0	0	0	0	0	19	0	1	2	1	0	0	0	10	7	5	29					
		Total Trial Dispositions	0	0	0	0	0	0	0	0	0	0	0	0	0	0	0	0	0	5	0	0					
	Reno Justice Court	New Filings (cases)	4,380	44	9	21	0	3	151	4	1,915	272	51	143	26	127	0	0	89 ^a	934	0	842	(d)				
		Reopened (cases)	532	2	1	0	0	0	0	0	10	0	65	4	0	13	0	0	9	76	0	21					
		Grand Total Dispositions	4,793	40	10	16	0	2	1	7	1,868	130	104	121	5	92	0	0	80	906	0	856					
		Total Non-Trial Dispositions	4,334	36	3	14	0	2	1	6	1,868	130	104	121	5	91	0	0	68	785	0	856					
		Total Trial Dispositions	459	4	7	2	0	0	0	1	0	0	0	0	0	1	0	0	12	121	0	0					
	Sparks Justice Court	New Filings (cases)	1,738	16	2	2	0	1	1	0	935	383	16	147	6	45	0	0	68 ^a	370	0	302	(d)				
		Reopened (cases)	240	0	0	0	0	0	0	0	6	3	9	2	1	1	0	0	2	38	0	34					
		Grand Total Dispositions	1,968	14	2	6	0	0	1	2	1,121	630	46	157	3	50	0	0	71	421	0	329					
		Total Non-Trial Dispositions	1,783	12	0	6	0	0	1	2	1,120	630	45	157	3	50	0	0	63	360	0	329					
		Total Trial Dispositions	185	2	2	0	0	0	0	0	1	0	1	0	0	0	0	0	8	61	0	0					
Wadsworth Justice Court	New Filings (cases)	3	4	0	0	0	0	0	0	2	0	0	0	0	0	0	0	1 ^a	0	0	7	(d)					
	Reopened (cases)	0	0	0	0	0	0	0	0	0	0	0	0	0	0	0	0	0	1	0	0						
	Grand Total Dispositions	2	2	0	0	0	0	0	0	1	0	0	0	0	0	0	0	1	0	0	5						
	Total Non-Trial Dispositions	2	2	0	0	0	0	0	0	1	0	0	0	0	0	0	0	1	0	0	5						
	Total Trial Dispositions	0	0	0	0	0	0	0	0	0	0	0	0	0	0	0	0	0	0	0	0						
3rd Judicial District	Canal Justice Court	New Filings (cases)	398	8	0	0	0	0	0	229	2	4	32	8	20	0	3	2	59	90	146	0					
		Reopened (cases)	3	0	0	0	0	0	0	0	0	0	0	0	0	0	0	0	0	0	0	0					
		Grand Total Dispositions	391	4	0	0	0	0	0	0	234	1	7	19	2	10	0	3	3	45	88	136	0				
		Total Non-Trial Dispositions	381	4	0	0	0	0	0	0	234	1	7	19	2	10	0	3	2	34	88	136	0				
		Total Trial Dispositions	10	0	0	0	0	0	0	0	0	0	0	0	0	0	0	0	1	11	0	0	0				
	Dayton Justice Court	New Filings (cases)	118	0	0	0	0	0	0	1	139	0	20	17	2	10	0	0	23 ^a	20	75	116	0				
		Reopened (cases)	1	0	0	0	0	0	0	0	2	0	1	0	0	1	0	0	0	0	0	0	0				
		Grand Total Dispositions	113	0	0	0	0	0	0	0	133	0	20	12	2	12	0	0	22	19	73	116	0				
		Total Non-Trial Dispositions	101	0	0	0	0	0	0	0	133	0	20	12	2	12	0	0	21	16	73	116	0				
		Total Trial Dispositions	12	0	0	0	0	0	0	0	0	0	0	0	0	0	0	0	1	3	0	0	0				
	Walker River Justice Court	New Filings (cases)	160	0	8	0	0	0	0	0	56	0	3	7	4	1	0	0	54 ^a	37	99	64	0				
		Reopened (cases)	53	0	2	0	0	0	0	0	1	0	0	0	0	0	0	0	2	0	20	15	0				
Grand Total Dispositions		279	0	15	0	0	0	0	0	47	0	8	8	1	0	0	0	30	41	132	86	0					
Total Non-Trial Dispositions		279	0	15	0	0	0	0	0	47	0	8	8	1	0	0	0	26	33	132	86	0					
Total Trial Dispositions		0	0	0	0	0	0	0	0	0	0	0	0	0	0	0	0	4	8	0	0	0					

^a The Petitions to Seal Records statistics are incomplete. Other Civil Matters statistics may be over-inclusive of petition to seal record actions.
^b Totals reflect aggregate information from the Nevada Justice Courts. Information contained herein may reflect non-standard reporting and is noted by other footnotes.
^c Carson City is a consolidated municipality and the justice court includes municipal court information. Statistics are reported in the justice court tables only.
^d Specific protection order types typically filed and disposed in the district court of this county.

Source: Uniform System for Judicial Records, Nevada AOC, Research and Statistics Unit.

Table B6-2. Civil Caseload Processed by Justice Courts in Nevada, Fiscal Year 2023.

Justice Court, Civil Caseload (2 of 4)				Real Property			Tort					Contract					Contested Liens	Petitions to Seal Records ^a	Other Civil Matters ^a	Small Claims	Protection Orders			
				Landlord Tenant (Summary Eviction)	Unlawful Detainer Complaint	Other Real Property	Auto Negligence	Premises Liability	Other Negligence	Intentional Misconduct	Other Tort	Credit Card Collection	Payday Loan Collection	Debt Collection Agency	Other Debt Collection	Contract Buyer Plaintiff					Other Contract	Request for DV Protection Orders	Request for Non-DV Protection Orders	High-Risk Protection Orders
4th Judicial District	Elko County	Carlin Justice Court	New Filings (cases)	20	4	0	0	0	0	0	0	0	0	0	0	0	0	3 ^a	3	11	15	0		
			Reopened (cases)	0	0	0	0	0	0	0	0	0	0	0	0	0	0	0	0	0	0	0	0	0
			Grand Total Dispositions	15	1	0	0	0	0	0	7	0	0	0	0	0	0	0	2	1	11	15	0	
			Total Non-Trial Dispositions	15	1	0	0	0	0	0	7	0	0	0	0	0	0	0	2	1	11	15	0	
		Total Trial Dispositions	0	0	0	0	0	0	0	0	0	0	0	0	0	0	0	0	0	0	0	0		
		Eastline Justice Court	New Filings (cases)	5	2	0	0	0	0	0	12	0	0	1	0	1	0	0	0 ^a	28	17	35	0	
			Reopened (cases)	0	0	0	0	0	0	0	0	0	0	0	0	0	0	0	0	0	0	0	0	
			Grand Total Dispositions	3	3	0	0	0	0	0	14	0	0	1	0	0	0	0	1	14	17	35	0	
			Total Non-Trial Dispositions	3	3	0	0	0	0	0	14	0	0	1	0	0	0	0	1	9	17	35	0	
		Total Trial Dispositions	0	0	0	0	0	0	0	0	0	0	0	0	0	0	0	0	5	0	0	0		
		Elko Justice Court	New Filings (cases)	155	18	1	0	0	0	0	273	0	4	119	7	10	0	0	5 ^a	34	207	214	0	
			Reopened (cases)	4	0	0	0	0	0	0	2	0	0	6	0	0	0	0	0	0	37	13	0	
	Grand Total Dispositions		155	18	2	0	0	0	0	253	0	26	138	3	12	0	0	11	72	253	229	0		
	Total Non-Trial Dispositions		149	12	2	0	0	0	0	253	0	26	138	3	12	0	0	11	62	253	229	0		
	Total Trial Dispositions	6	6	0	0	0	0	0	0	0	0	0	0	0	0	0	0	10	0	0	0			
	Wells Justice Court	New Filings (cases)	13	0	0	0	0	0	0	9	0	0	0	0	1	0	0	0	5	2	18	(f)		
Reopened (cases)		0	0	0	0	0	0	0	0	0	0	0	0	0	0	0	0	0	0	0	0			
Grand Total Dispositions		1	0	0	0	0	0	0	5	0	0	0	0	0	0	0	0	6	4	19				
Total Non-Trial Dispositions		1	0	0	0	0	0	0	5	0	0	0	0	0	0	0	0	6	4	19				
Total Trial Dispositions	0	0	0	0	0	0	0	0	0	0	0	0	0	0	0	0	0	0	0	0				
5th Judicial District	Esmeralda County	Esmeralda Justice Court	New Filings (cases)	3	0	0	0	0	0	0	0	1	0	0	0	0	0	2 ^a	2	2	4	0		
			Reopened (cases)	0	0	0	0	0	0	0	0	0	0	0	0	0	0	0	0	0	0	0		
			Grand Total Dispositions	3	0	0	0	0	0	0	0	0	0	0	0	0	0	0	0	1	4	6	0	
			Total Non-Trial Dispositions	2	0	0	0	0	0	0	0	0	0	0	0	0	0	0	0	1	4	6	0	
	Total Trial Dispositions	1	0	0	0	0	0	0	0	0	0	0	0	0	0	0	0	0	0	0	0			
	Nye County	Beatty Justice Court	New Filings (cases)	7	0	0	0	0	0	5	0	0	0	0	1	0	0	2 ^a	0	11	18	(f)		
			Reopened (cases)	0	0	0	0	0	0	0	0	0	0	0	0	0	0	0	0	0	0	0		
			Grand Total Dispositions	2	0	0	0	0	0	0	5	0	0	0	0	2	0	0	1	0	6	15		
			Total Non-Trial Dispositions	2	0	0	0	0	0	0	5	0	0	0	0	2	0	0	1	0	6	15		
		Total Trial Dispositions	0	0	0	0	0	0	0	0	0	0	0	0	0	0	0	0	0	0	0			
		Pahrump Justice Court	New Filings (cases)	125	17	0	0	1	0	1	422	0	1	22	7	0	0	4	0	38	132	187	0	
			Reopened (cases)	17	0	0	0	0	0	0	27	0	0	1	0	0	0	0	1	2	3	0		
			Grand Total Dispositions	149	11	0	0	1	0	0	416	0	4	19	4	0	0	3	0	37	134	180	0	
	Total Non-Trial Dispositions		149	10	0	0	1	0	0	416	0	4	19	4	0	0	3	0	21	134	180	0		
	Total Trial Dispositions	0	1	0	0	0	0	0	0	0	0	0	0	0	0	0	0	16	0	0	0			
	Tonopah Justice Court	New Filings (cases)	9	8	0	0	0	0	0	16	0	0	1	1	0	0	0	2 ^a	4	21	46	0		
Reopened (cases)		0	0	0	0	0	0	0	0	0	0	2	1	0	0	0	1	3	21	45	0			
Grand Total Dispositions		6	7	0	0	0	0	0	18	0	0	2	1	1	0	0	1	3	21	45	0			
Total Non-Trial Dispositions		6	7	0	0	0	0	0	18	0	0	2	1	1	0	0	1	3	21	45	0			
Total Trial Dispositions	0	0	0	0	0	0	0	0	0	0	0	0	0	0	0	0	2	0	0	0				
6th Judicial District	Humboldt County	Union Justice Court	New Filings (cases)	39	1	0	0	0	0	77	0	2	12	2	9	0	0	11 ^a	23	81	179	0		
			Reopened (cases)	0	0	0	0	0	0	0	0	0	0	0	0	0	0	0	0	1	0	0		
			Grand Total Dispositions	35	2	0	0	0	0	0	69	0	0	10	3	8	0	0	11	23	79	169	0	
			Total Non-Trial Dispositions	33	2	0	0	0	0	0	69	0	0	10	3	8	0	0	11	23	79	169	0	
Total Trial Dispositions	2	0	0	0	0	0	0	0	0	0	0	0	0	0	0	0	0	0	0	0				
7th Judicial District	Eureka County	Eureka Justice Court	New Filings (cases)	1	0	0	0	0	0	14	0	0	0	0	2	0	0	1 ^a	1	1	18	0		
			Reopened (cases)	0	0	0	0	0	0	0	0	0	0	0	0	0	0	0	0	0	0	0		
			Grand Total Dispositions	0	0	0	0	0	0	0	11	0	0	0	0	0	0	0	0	1	1	19	0	
			Total Non-Trial Dispositions	0	0	0	0	0	0	0	10	0	0	0	0	0	0	0	0	0	1	19	0	
Total Trial Dispositions	0	0	0	0	0	0	0	1	0	0	0	0	0	0	0	0	1	0	0	0				

^a The Petitions to Seal Records statistics are incomplete. Other Civil Matters statistics may be over-inclusive of petition to seal record actions.

^f High-risk protection orders not reported or incomplete.

Source: Uniform System for Judicial Records, Nevada AOC, Research and Statistics Unit.

Table B6-2. Civil Caseload Processed by Justice Courts in Nevada, Fiscal Year 2023.

Justice Court, Civil Caseload (3 of 4)			Real Property			Tort					Contract					Contested Liens	Petitions to Seal Records ^a	Other Civil Matters ^a	Small Claims	Protection Orders			
			Landlord Tenant (Summary Eviction)	Unlawful Detainer Complaint	Other Real Property	Auto Negligence	Premises Liability	Other Negligence	Intentional Misconduct	Other Tort	Credit Card Collection	Payday Loan Collection	Debt Collection Agency	Other Debt Collection	Contract Buyer Plaintiff					Other Contract	Request for DV Protection Orders	Request for Non-DV Protection Orders	High-Risk Protection Orders
7th Judicial District Cont.	Lincoln County	Meadow Valley Justice Court	New Filings (cases)	5	0	0	0	0	0	0	0	0	0	0	0	0	0	4 ^a	2	3	20	0	
		Reopened (cases)	0	0	0	0	0	0	0	0	0	0	0	0	0	0	0	0	0	0	0	0	0
		Grand Total Dispositions	1	0	0	0	0	0	0	6	0	1	0	0	0	0	0	4	0	3	14	0	
		Total Non-Trial Dispositions	1	0	0	0	0	0	0	6	0	1	0	0	0	0	0	4	0	3	14	0	
		Total Trial Dispositions	0	0	0	0	0	0	0	0	0	0	0	0	0	0	0	0	0	0	0	0	0
		Pahrnagat Valley Justice Court	New Filings (cases)	5	0	0	0	0	0	0	8	0	0	0	0	0	0	0	8 ^a	0	1	2	0
	Reopened (cases)	0	0	0	0	0	0	0	0	0	1	0	0	0	0	0	0	0	0	0	0	0	
	Grand Total Dispositions	2	0	0	0	0	0	0	12	0	2	0	0	0	0	0	8	0	1	3	0		
	Total Non-Trial Dispositions	2	0	0	0	0	0	0	12	0	2	0	0	0	0	0	8	0	1	3	0		
	Total Trial Dispositions	0	0	0	0	0	0	0	0	0	0	0	0	0	0	0	0	0	0	0	0	0	
	White Pine County	Ely Justice Court	New Filings (cases)	29	0	0	0	0	0	50	0	3	0	2	5	0	0	0	34	44	66	0	
	Reopened (cases)	0	0	0	0	0	0	0	4	0	2	2	0	0	0	0	0	9	0	0	0		
Grand Total Dispositions	19	0	0	0	0	0	0	38	0	3	5	2	1	0	0	0	36	46	49	0			
Total Non-Trial Dispositions	19	0	0	0	0	0	0	38	0	3	5	2	1	0	0	0	26	46	49	0			
Total Trial Dispositions	0	0	0	0	0	0	0	0	0	0	0	0	0	0	0	0	10	0	0	0			
8th Judicial District	Clark County	Boulder Justice Court	New Filings (cases)	60	0	0	0	0	0	90	0	0	1	0	0	0	0	0	10	31	82	0 ^a	
		Reopened (cases)	0	0	0	0	0	0	0	0	0	0	0	0	0	0	0	0	0	1	0	0	
		Grand Total Dispositions	57	0	0	1	0	0	0	105	0	1	8	2	3	0	0	0	13	30	78	0	
		Total Non-Trial Dispositions	57	0	0	1	0	0	0	105	0	1	8	2	3	0	0	0	13	30	78	0	
		Total Trial Dispositions	0	0	0	0	0	0	0	0	0	0	0	0	0	0	0	0	0	0	0	0	
		Bunkerville Justice Court	New Filings (cases)	1	0	0	0	0	0	0	5	0	0	0	0	0	0	0	0	1	1	1	0 ^a
		Reopened (cases)	0	0	0	0	0	0	0	0	0	0	0	0	0	0	0	0	0	0	0	0	
		Grand Total Dispositions	2	0	0	0	0	0	0	0	0	0	0	0	0	0	0	0	1	0	1	0	
		Total Non-Trial Dispositions	2	0	0	0	0	0	0	0	0	0	0	0	0	0	0	0	1	0	1	0	
		Total Trial Dispositions	0	0	0	0	0	0	0	0	0	0	0	0	0	0	0	0	0	0	0	0	
		Goodsprings Justice Court	New Filings (cases)	11	0	0	0	0	0	0	19	0	0	0	0	0	0	0	0	4	2	4	0 ^a
		Reopened (cases)	1	0	0	0	0	0	0	1	0	0	0	0	0	0	0	0	0	0	0	0	
	Grand Total Dispositions	10	0	0	0	0	0	0	15	0	0	0	0	0	0	0	0	4	2	4	0		
	Total Non-Trial Dispositions	10	0	0	0	0	0	0	15	0	0	0	0	0	0	0	0	1	2	4	0		
	Total Trial Dispositions	0	0	0	0	0	0	0	0	0	0	0	0	0	0	0	0	3	0	0	0		
	Henderson Justice Court	New Filings (cases)	5,665	55	20	6	1	0	0	4	2,759	628	254	370	67	114	1	8	32	278	0	530	0 ^a
	Reopened (cases)	613	3	0	0	0	0	0	0	11	2	0	2	0	0	0	0	0	3	0	13	0	
	Grand Total Dispositions	5,944	47	17	3	0	1	0	3	2,844	467	177	262	27	116	2	5	20	192	0	538	0	
	Total Non-Trial Dispositions	5,726	46	17	3	0	1	0	3	2,843	467	177	262	27	116	2	5	20	153	0	538	0	
	Total Trial Dispositions	218	1	0	0	0	0	0	0	1	0	0	0	0	0	0	0	0	39	0	0	0	
	Las Vegas Justice Court	New Filings (cases)	51,150	581	256	121	5	19	4	22	15,889	5,443	2,760	2,958	96	1,198	4	524	1,093	2,263	(d)	2,994	(d)
	Reopened (cases)	11,626	7	8	6	0	0	0	1	125	38	26	34	14	25	2	0	26	96		250		
	Grand Total Dispositions	61,402	689	283	214	7	22	3	48	15,299	6,910	2,425	2,792	127	1,046	11	450	974	2,310		3,109		
	Total Non-Trial Dispositions	61,402	552	282	208	7	22	3	47	15,299	6,910	2,425	2,792	127	1,046	11	450	973	1,172		3,109		
Total Trial Dispositions	0	137	1	6	0	0	0	1	0	0	0	0	0	0	0	0	1	1,138		0			
Laughlin Justice Court	New Filings (cases)	207	1	0	0	0	0	0	95	0	0	7	0	9	0	0	0	4	19	25	0 ^a		
Reopened (cases)	0	0	0	0	0	0	0	0	0	0	0	0	0	0	0	0	0	0	0	0	0		
Grand Total Dispositions ^g	230	1	0	0	0	0	0	0	112	0	1	6	1	14	0	0	0	5	21	29	0		
Total Non-Trial Dispositions	230	1	0	0	0	0	0	0	109	0	1	6	1	14	0	0	0	3	21	29	0		
Total Trial Dispositions	0	0	0	0	0	0	0	0	3	0	0	0	0	0	0	0	0	2	0	0	0		
Mesquite Justice Court	New Filings (cases)	44	3	1	0	0	0	0	105	0	0	7	0	4	0	0	1 ^a	11	46	53	0 ^a		
Reopened (cases)	1	0	0	0	0	0	0	0	0	0	0	0	0	0	0	0	0	0	0	0	0		
Grand Total Dispositions	43	1	0	0	0	0	0	0	95	0	0	16	1	3	0	0	2	11	48	52	0		
Total Non-Trial Dispositions	43	0	0	0	0	0	0	0	95	0	0	16	1	3	0	0	2	9	48	52	0		
Total Trial Dispositions	0	1	0	0	0	0	0	0	0	0	0	0	0	0	0	0	0	2	0	0	0		

^a The Petitions to Seal Records statistics are incomplete. Other Civil Matters statistics may be over-inclusive of petition to seal record actions.

^d Specific protection order types typically filed and disposed in the district court of this county.

^g Includes administrative case closures.

Source: Uniform System for Judicial Records, Nevada AOC, Research and Statistics Unit.

Table B6-2. Civil Caseload Processed by Justice Courts in Nevada, Fiscal Year 2023.

Justice Court, Civil Caseload (4 of 4)				Real Property			Tort					Contract					Contested Liens	Petitions to Seal Records ^a	Other Civil Matters ^a	Small Claims	Protection Orders			
				Landlord Tenant (Summary Eviction)	Unlawful Detainer Complaint	Other Real Property	Auto Negligence	Premises Liability	Other Negligence	Intentional Misconduct	Other Tort	Credit Card Collection	Payday Loan Collection	Debt Collection Agency	Other Debt Collection	Contract Buyer Plaintiff					Other Contract	Request for DV Protection Orders	Request for Non-DV Protection Orders	High-Risk Protection Orders
8th Judicial District Cont.	Clark County Cont.	Moapa Justice Court	New Filings (cases)	0	0	0	0	0	0	0	0	0	2	0	0	1	0	0	0	0	1	3	0 ^a	
			Reopened (cases)	0	0	0	0	0	0	0	0	0	0	0	0	0	1	0	0	0	0	1	0	0
			Grand Total Dispositions	0	0	0	0	0	0	0	0	1	0	0	0	0	0	0	0	0	0	2	1	0
			Total Non-Trial Dispositions	0	0	0	0	0	0	0	0	1	0	0	0	0	0	0	0	0	0	2	1	0
		Total Trial Dispositions	0	0	0	0	0	0	0	0	0	0	0	0	0	0	0	0	0	0	0	0	0	0
		Moapa Valley Justice Court	New Filings (cases)	9	0	0	0	0	0	0	13	0	0	1	0	1	0	0	0	2	14	22	0 ^a	
			Reopened (cases)	0	0	0	0	0	0	0	0	0	0	0	0	0	0	0	0	0	0	0	0	0
			Grand Total Dispositions	4	0	0	0	0	0	0	11	0	2	0	0	0	0	0	0	2	12	30	0	
			Total Non-Trial Dispositions	4	0	0	0	0	0	0	11	0	2	0	0	0	0	0	0	2	12	30	0	
		Total Trial Dispositions	0	0	0	0	0	0	0	0	0	0	0	0	0	0	0	0	0	0	0	0	0	
		North Las Vegas Justice Court	New Filings (cases)	7,428	57	67	7	0	3	0	2,657	577	113	378	66	122	5	16	34	170	2	329	0 ^a	
			Reopened (cases)	80	0	0	0	0	0	0	2	0	0	0	0	0	0	0	0	0	0	3	0	
	Grand Total Dispositions		5,180	49	54	5	0	0	0	2,616	585	75	276	50	110	4	14	30	124	1	317	0		
	Total Non-Trial Dispositions		5,180	49	54	5	0	0	0	2,616	585	75	276	50	110	4	14	30	124	1	317	0		
	Total Trial Dispositions	0	0	0	0	0	0	0	0	0	0	0	0	0	0	0	0	58	0	0	0	0		
	Searchlight Justice Court	New Filings (cases)	6	0	0	0	0	0	0	3	0	0	0	1	0	0	0	0	1	3	5	0 ^a		
Reopened (cases)		0	0	0	0	0	0	0	0	0	0	0	0	0	0	0	0	0	0	0	0	0		
Grand Total Dispositions		8	0	0	0	0	0	0	2	0	0	0	0	0	0	0	0	0	2	3	0			
Total Non-Trial Dispositions		8	0	0	0	0	0	0	2	0	0	0	0	0	0	0	0	0	2	3	0			
Total Trial Dispositions	0	0	0	0	0	0	0	0	0	0	0	0	0	0	0	0	0	0	0	0	0			
9th Judicial District	Douglas County	East Fork Justice Court	New Filings (cases)	34	1	0	0	0	0	166	0	11	18	2	10	0	7	14	48	72	129	1		
			Reopened (cases)	1	0	0	0	0	0	0	0	1	0	0	0	0	0	0	1	0	9	11	0	
			Grand Total Dispositions	28	0	0	0	0	0	0	73	0	11	8	1	2	0	4	9	20	79	124	1	
			Total Non-Trial Dispositions	25	0	0	0	0	0	0	73	0	11	8	1	2	0	4	9	16	79	124	1	
	Total Trial Dispositions	3	0	0	0	0	0	0	0	0	0	0	0	0	0	0	0	4	0	0	0	0		
	Tahoe Justice Court	New Filings (cases)	0	2	0	0	0	0	0	11	0	0	1	0	1	0	10	8	12	15	7	0		
		Reopened (cases)	0	0	0	0	0	0	0	0	0	0	0	0	0	0	0	0	0	0	0	0	0	
		Grand Total Dispositions	1	2	0	0	0	0	0	2	0	1	0	0	0	0	1	5	8	10	6	0		
Total Non-Trial Dispositions		1	2	0	0	0	0	0	2	0	1	0	0	0	0	1	5	7	10	6	0			
Total Trial Dispositions	0	0	0	0	0	0	0	0	0	0	0	0	0	0	0	0	1	0	0	0	0			
10th Judicial District	Churchill County	New River Justice Court	New Filings (cases)	217	0	0	1	0	0	133	0	7	16	2	16	0	0	116 ^a	63	131	150	0		
			Reopened (cases)	1	0	0	0	0	0	0	7	0	0	1	0	1	0	0	0	0	1	1	0	
			Grand Total Dispositions	140	0	0	0	0	0	0	159	0	3	9	4	11	0	0	98	42	104	121	0	
			Total Non-Trial Dispositions	140	0	0	0	0	0	0	159	0	3	9	4	11	0	0	97	36	104	121	0	
Total Trial Dispositions	0	0	0	0	0	0	0	0	0	0	0	0	0	0	0	1	6	0	0	0	0			
11th Judicial District	Lander County	Argenta Justice Court	New Filings (cases)	22	0	1	0	0	0	22	0	0	7	3	1	0	0	10 ^a	10	29	10	0		
			Reopened (cases)	0	0	0	0	0	0	0	0	0	0	0	0	0	0	0	0	0	3	0	0	
			Grand Total Dispositions	19	0	1	0	0	0	0	20	0	2	3	0	1	0	0	3	3	33	9	0	
		Total Non-Trial Dispositions	19	0	1	0	0	0	0	20	0	2	3	0	1	0	0	3	3	33	9	0		
		Total Trial Dispositions	0	0	0	0	0	0	0	0	0	0	0	0	0	0	0	0	0	0	0	0	0	
		Austin Justice Court	New Filings (cases)	2	0	0	0	0	0	0	1	0	0	0	0	0	0	0	0	0	4	4	0	
	Reopened (cases)		0	0	0	0	0	0	0	0	0	0	0	0	0	0	0	0	0	0	0	0	0	
	Grand Total Dispositions		0	0	0	0	0	0	0	3	0	1	0	0	0	0	0	0	0	3	2	0		
	Total Non-Trial Dispositions	0	0	0	0	0	0	0	3	0	1	0	0	0	0	0	0	0	3	2	0			
	Total Trial Dispositions	0	0	0	0	0	0	0	0	0	0	0	0	0	0	0	0	0	0	0	0	0		
	Mineral County	Hawthorne Justice Court	New Filings (cases)	32	1	0	0	0	0	4	1	0	0	0	0	0	0	10 ^a	11	11	9	0		
			Reopened (cases)	1	0	0	0	0	0	0	2	0	0	0	0	0	0	0	2	7	4	1	0	
Grand Total Dispositions			27	1	0	0	0	0	0	2	0	0	0	0	0	1	0	8	13	14	9	0		
Total Non-Trial Dispositions	27	1	0	0	0	0	0	2	0	0	0	0	1	0	0	8	13	14	9	0				
Total Trial Dispositions	0	0	0	0	0	0	0	0	0	0	0	0	0	0	0	0	0	0	0	0	0			
Pershing County	Lake Justice Court	New Filings (cases)	43	0	1	0	0	0	20	0	0	1	0	2	0	0	8 ^a	18	22	28	0			
		Reopened (cases)	0	0	0	0	0	0	0	0	0	0	0	0	0	0	0	0	0	0	0	0		
		Grand Total Dispositions	43	0	1	0	0	0	0	15	0	1	0	0	3	0	0	0	39	21	24	0		
Total Non-Trial Dispositions	42	0	1	0	0	0	0	15	0	1	0	0	3	0	0	0	38	21	24	0				
Total Trial Dispositions	1	0	0	0	0	0	0	0	0	0	0	0	0	0	0	0	1	0	0	0	0			

^a The Petitions to Seal Records statistics are incomplete. Other Civil Matters statistics may be over-inclusive of petition to seal record actions.

^d High-risk protection orders typically filed and disposed in the district court of this county.

Source: Uniform System for Judicial Records, Nevada AOC, Research and Statistics Unit.

Table B7-1. Criminal Caseload Processed by Municipal Courts in Nevada, Fiscal Year 2023.

Municipal Court, Criminal Caseload, Aggregate (1 of 2)			Misdemeanor (Non-Traffic), Total	Traffic, Infraction, and Parking Totals		
Totals^a	Nevada Municipal Courts	New Filings (cases)	34,935	96,788		
		Reopened (cases)	2,273	3,150		
		Charges	45,790	125,918		
		Grand Total Dispositions	32,287	89,674		
		Total Non-Trial Dispositions	32,102	89,498		
		Total Trial Dispositions	185	176		
2nd Judicial District	Washoe County	Reno Municipal Court	New Filings (cases)	4,923	10,239	
			Reopened (cases)	637	524	
			Charges	5,594	13,296	
			Grand Total Dispositions	5,437	10,281	
			Total Non-Trial Dispositions	5,424	10,266	
			Total Trial Dispositions	13	15	
		Sparks Municipal Court	New Filings (cases)	1,509	4,855	
		Reopened (cases)^b	1	0		
		Charges	1,899	6,881		
		Grand Total Dispositions	1,639	4,216		
	Total Non-Trial Dispositions	1,630	4,211			
	Total Trial Dispositions	9	5			
3rd Judicial District	Lyon County	Fernley Municipal Court	New Filings (cases)	269	1,715	
			Reopened (cases)	0	2	
			Charges	409	2,331	
			Grand Total Dispositions	260	1,632	
			Total Non-Trial Dispositions	257	1,624	
			Total Trial Dispositions	3	8	
		Yerington Municipal Court	New Filings (cases)	77	204	
		Reopened (cases)	2	0		
		Charges	87	253		
		Grand Total Dispositions	50	151		
	Total Non-Trial Dispositions	50	151			
	Total Trial Dispositions	0	0			
4th Judicial District	Elko County	Carlin Municipal Court	New Filings (cases)	42	69	
			Reopened (cases)	0	0	
			Charges	62	91	
			Grand Total Dispositions	30	35	
			Total Non-Trial Dispositions	30	35	
			Total Trial Dispositions	0	0	
			Elko Municipal Court	New Filings (cases)	164	152
			Reopened (cases)	36	5	
			Charges	245	198	
			Grand Total Dispositions	206	168	
		Total Non-Trial Dispositions	202	167		
		Total Trial Dispositions	4	1		
		Wells Municipal Court	New Filings (cases)	4	185	
		Reopened (cases)	0	0		
		Charges	4	200		
		Grand Total Dispositions	3	145		
	Total Non-Trial Dispositions	3	144			
	Total Trial Dispositions	0	1			
	West Wendover Municipal Court	New Filings (cases)	94	475		
	Reopened (cases)	16	2			
	Charges	120	546			
	Grand Total Dispositions	80	674 ^c			
	Total Non-Trial Dispositions	77	674			
	Total Trial Dispositions	3	0			

^a Totals reflect aggregate information from the Nevada Municipal Courts. Information contained herein may reflect non-standard reporting and is noted by subsequent footnotes. Case types determined by the USJR charge hierarchy defined in the Nevada Courts Statistical Reporting Dictionary. Civil Infraction reporting began January 2023. Carson City is a consolidated municipality and its statistics are reported in the justice court tables.

^b Reopened (cases) under-reported.

^c Includes administrative case closures.

Source: Uniform System for Judicial Records, Nevada AOC, Research and Statistics Unit.

Table B7-1. Criminal Caseload Processed by Municipal Courts in Nevada, Fiscal Year 2023.

Municipal Court, Criminal Caseload, Aggregate (2 of 2)			Misdemeanor (Non-Traffic), Total	Traffic, Infraction, and Parking Totals		
7th Judicial District	Lincoln County	Caliente Municipal Court	New Filings (cases)	5	0	
			Reopened (cases)	0	0	
			Charges	9	0	
			Grand Total Dispositions	0	0	
			Total Non-Trial Dispositions	0	0	
			Total Trial Dispositions	0	0	
	White Pine County	Ely Municipal Court	New Filings (cases)	148	305	
			Reopened (cases)	1	1	
			Charges	185	386	
			Grand Total Dispositions	141	303	
		Total Non-Trial Dispositions	138	303		
		Total Trial Dispositions	3	0		
8th Judicial District	Clark County	Boulder Municipal Court	New Filings (cases)	390	1,080	
			Reopened (cases)	14	7	
			Charges	617	1,652	
			Grand Total Dispositions	424	1,685^c	
			Total Non-Trial Dispositions	423	1,685	
				Total Trial Dispositions	1	0
			Henderson Municipal Court	New Filings (cases)	4,013	13,733
			Reopened (cases)	1,564	2,609	
			Charges	5,470	16,256	
			Grand Total Dispositions	5,722	13,970	
		Total Non-Trial Dispositions	5,690	13,931		
			Total Trial Dispositions	32	39	
		Las Vegas Municipal Court^d	New Filings (cases)	18,159	44,091	
		Reopened (cases)	0	0		
		Charges	24,606	55,508		
		Grand Total Dispositions	13,573	38,166		
		Total Non-Trial Dispositions	13,484	38,114		
			Total Trial Dispositions	89	52	
		Mesquite Municipal Court	New Filings (cases)	780	1,201	
		Reopened (cases)	0	0		
		Charges	983	1,572		
		Grand Total Dispositions	628	1,048		
		Total Non-Trial Dispositions	623	1,046		
			Total Trial Dispositions	5	2	
	North Las Vegas Municipal Court	New Filings (cases)	4,161	18,140		
	Reopened (cases)	0	0			
	Charges	5,291	26,299			
	Grand Total Dispositions	3,837	16,825			
	Total Non-Trial Dispositions	3,814	16,772			
		Total Trial Dispositions	23	53		
10th Judicial District	Churchill County	Fallon Municipal Court	New Filings (cases)	197	344	
			Reopened (cases)	2	0	
			Charges	209	449	
			Grand Total Dispositions	257^c	375	
			Total Non-Trial Dispositions	257	375	
		Total Trial Dispositions	0	0		

^c Includes administrative case closures.

^d Statistics include estimates for the last quarter of fiscal year 2023, due to configuration issues with a new case management system.

Source: Uniform System for Judicial Records, Nevada AOC, Research and Statistics Unit.

Table B7-2. Criminal Caseload Processed by Municipal Courts in Nevada, Fiscal Year 2023.

Municipal Court, Criminal Caseload, Misdemeanor (1 of 3)			Crimes Against Persons,	Domestic Violence,	Older/Vulnerable Persons	Protection Order Violation,	Crimes Against Property,	Drugs,	Weapons,	Public Order,	Motor Vehicle - DUI,	Motor Vehicle - Reckless,	Other,	Traffic,	Traffic,	Parking ^a	Other	
			Misdemeanor	Misdemeanor	Abuse, Misdemeanor	Misdemeanor	Misdemeanor	Misdemeanor	Misdemeanor	Misdemeanor	Misdemeanor	Misdemeanor	Misdemeanor	Misdemeanor	Misdemeanor	Infraction	Infraction	Infraction
Totals^a	Nevada Municipal Courts	New Filings (cases)	3,948	5,322	15	442	5,534	2,733	185	4,009	4,705	781	7,261	78,517	16,705	1,515	51	
		Reopened (cases)	162	561	2	53	403	195	5	104	623	34	131	3,142	0	5	3	
		Charges	4,822	5,773	15	537	6,421	4,069	381	5,228	7,473	1,111	9,960	106,397	17,774	1,686	61	
		Grand Total Dispositions	3,735	5,614	15	526	5,457	2,627	144	3,437	4,235	569	5,928	77,654	10,766	1,235	19	
		Total Non-Trial Dispositions	3,682	5,580	15	523	5,441	2,619	143	3,418	4,212	565	5,904	77,481	10,765	1,233	19	
		Total Trial Dispositions	53	34	0	3	16	8	1	19	23	4	24	173	1	2	0	
2nd Judicial District	Washoe County	Reno Municipal Court	New Filings (cases)	439	272	13	25	2,053	171	23	552	712	107	556	6,762	3,471	6	0
			Reopened (cases)	51	76	2	4	131	28	3	72	199	20	51	524	0	0	0
			Charges	469	316	13	28	2,207	225	31	618	775	149	763	9,730	3,538	28	0
			Grand Total Dispositions	487	354	13	23	2,058	191	27	722	847	116	599	7,956	2,321	4	0
			Total Non-Trial Dispositions	482	353	13	23	2,054	191	27	720	846	116	599	7,941	2,321	4	0
			Total Trial Dispositions	5	1	0	0	4	0	0	2	1	0	0	15	0	0	0
	Sparks Municipal Court	New Filings (cases)	158	224	0	39	561	108	7	108	172	32	100	3,373	1,382	100	0	
		Reopened (cases)^b	0	0	0	0	1	0	0	0	0	0	0	0	0	0	0	
		Charges	171	280	0	51	626	177	7	162	191	39	195	5,243	1,480	156	2	
		Grand Total Dispositions	164	258	0	40	577	124	7	104	232	34	99	3,238	917	61	0	
		Total Non-Trial Dispositions	162	254	0	40	577	124	7	102	231	34	99	3,233	917	61	0	
		Total Trial Dispositions	2	4	0	0	0	0	0	2	1	0	0	5	0	0	0	
3rd Judicial District	Lyon County	Fernley Municipal Court	New Filings (cases)	28	0	0	0	40	55	1	16	67	7	55	1,189	516	10	0
			Reopened (cases)	0	0	0	0	0	0	0	0	0	0	0	2	0	0	0
			Charges	29	0	0	0	66	66	1	18	81	10	138	1,760	557	14	0
			Grand Total Dispositions	38	0	0	2	58	38	1	18	53	5	47	1,315	313	4	0
			Total Non-Trial Dispositions	37	0	0	2	58	38	1	18	52	5	46	1,307	313	4	0
			Total Trial Dispositions	1	0	0	0	0	0	0	0	1	0	1	8	0	0	0
	Yerington Municipal Court	New Filings (cases)	8	9	0	4	22	6	0	9	15	0	4	119	84	0	1	
		Reopened (cases)	0	1	0	0	0	0	0	0	1	0	0	0	0	0	0	
		Charges	9	10	0	6	22	7	0	13	16	0	4	151	101	0	1	
		Grand Total Dispositions	5	5	0	1	8	4	0	14	11	0	2	107	44	0	0	
		Total Non-Trial Dispositions	5	5	0	1	8	4	0	14	11	0	2	107	44	0	0	
		Total Trial Dispositions	0	0	0	0	0	0	0	0	0	0	0	0	0	0	0	

^a Totals reflect aggregate information from the Nevada Municipal Courts. Information contained herein may reflect non-standard reporting and is noted by subsequent footnotes. Case types determined by the USJR charge hierarchy defined in the Nevada Courts Statistical Reporting Dictionary. Parking includes both misdemeanor and civil infraction offenses; civil infraction reporting began January 2023. Carson City is a consolidated municipality and its statistics are reported in the justice court tables.

^b Reopened (cases) under-reported.

Source: Uniform System for Judicial Records, Nevada AOC, Research and Statistics Unit.

Table B7-2. Criminal Caseload Processed by Municipal Courts in Nevada, Fiscal Year 2023.

Municipal Court, Criminal Caseload, Misdemeanor (2 of 3)				Crimes Against Persons, Misdemeanor	Domestic Violence, Misdemeanor	Older/Vulnerable Persons Abuse, Misdemeanor	Protection Order Violation, Misdemeanor	Crimes Against Property, Misdemeanor	Drugs, Misdemeanor	Weapons, Misdemeanor	Public Order, Misdemeanor	Motor Vehicle - DUI, Misdemeanor	Motor Vehicle - Reckless, Misdemeanor	Other, Misdemeanor	Traffic, Misdemeanor	Traffic, Infraction	Parking ^a	Other Infraction	
				Crimes Against Persons, Misdemeanor	Domestic Violence, Misdemeanor	Older/Vulnerable Persons Abuse, Misdemeanor	Protection Order Violation, Misdemeanor	Crimes Against Property, Misdemeanor	Drugs, Misdemeanor	Weapons, Misdemeanor	Public Order, Misdemeanor	Motor Vehicle - DUI, Misdemeanor	Motor Vehicle - Reckless, Misdemeanor	Other, Misdemeanor	Traffic, Misdemeanor	Traffic, Infraction	Parking ^a	Other Infraction	
4th Judicial District	Elko County	Carlin Municipal Court	New Filings (cases)	1	0	0	0	2	1	0	27	0	0	11	18	50	1	0	
			Reopened (cases)	0	0	0	0	0	0	0	0	0	0	0	0	0	0	0	0
		Charges	1	0	0	0	2	1	0	38	0	0	20	19	71	1	0	0	
		Grand Total Dispositions	1	0	0	0	0	1	0	19	0	0	9	12	22	1	0	0	
		Total Non-Trial Dispositions	1	0	0	0	0	1	0	19	0	0	9	12	22	1	0	0	
		Total Trial Dispositions	0	0	0	0	0	0	0	0	0	0	0	0	0	0	0	0	0
		Elko Municipal Court	New Filings (cases)	0	0	0	0	27	0	0	13	41	8	75	150 ^c	(c)	2 ^c	(c)	
			Reopened (cases)	0	0	0	0	4	0	0	9	17	2	4	4		1		
			Charges	0	0	0	0	27	0	0	13	43	23	139	195		3		
			Grand Total Dispositions	0	0	0	0	39	0	0	31	68	11	57	165		3		
	Total Non-Trial Dispositions		0	0	0	0	39	0	0	30	67	11	55	164		3			
	Total Trial Dispositions	0	0	0	0	0	0	0	1	1	0	2	1		0				
	Wells Municipal Court	New Filings (cases)	0	0	0	0	4	0	0	0	0	0	0	31	153	1	0	0	
		Reopened (cases)	0	0	0	0	0	0	0	0	0	0	0	0	0	0	0	0	
		Charges	0	0	0	0	4	0	0	0	0	0	0	34	165	1	0	0	
		Grand Total Dispositions	0	0	0	0	2	0	0	0	1	0	0	30	115	0	0	0	
		Total Non-Trial Dispositions	0	0	0	0	2	0	0	0	1	0	0	29	115	0	0	0	
	Total Trial Dispositions	0	0	0	0	0	0	0	0	0	0	0	1	0	0	0	0		
	West Wendover Municipal Court	New Filings (cases)	21	0	0	0	27	0	0	6	16	4	20	181	292	2	0	0	
		Reopened (cases)	1	0	0	0	3	0	0	5	7	0	0	2	0	0	0	0	
Charges		22	0	0	0	31	0	0	9	18	5	35	202	341	3	0	0		
Grand Total Dispositions		16	0	0	0	27	0	0	4	14	4	15	479 ^d	194	1	0	0		
Total Non-Trial Dispositions		15	0	0	0	26	0	0	4	13	4	15	479	194	1	0	0		
Total Trial Dispositions	1	0	0	0	1	0	0	0	1	0	0	0	0	0	0	0			
7th Judicial District	Lincoln County	Caliente Municipal Court	New Filings (cases)	0	0	0	0	0	0	0	0	0	5	0	0	0	0	0	
			Reopened (cases)	0	0	0	0	0	0	0	0	0	0	0	0	0	0	0	0
		Charges	0	0	0	0	0	0	0	0	0	0	9	0	0	0	0	0	
		Grand Total Dispositions	0	0	0	0	0	0	0	0	0	0	0	0	0	0	0	0	
		Total Non-Trial Dispositions	0	0	0	0	0	0	0	0	0	0	0	0	0	0	0	0	
	Total Trial Dispositions	0	0	0	0	0	0	0	0	0	0	0	0	0	0	0	0		
	White Pine County	Ely Municipal Court	New Filings (cases)	19	0	0	0	49	5	1	33	26	1	14	201	92	10	2	
			Reopened (cases)	0	0	0	0	0	0	0	1	0	0	0	1	0	0	0	
		Charges	21	0	0	0	52	6	1	53	30	2	20	275	98	10	3		
		Grand Total Dispositions	26	3	0	0	37	4	0	34	23	2	12	186	110	7	0		
Total Non-Trial Dispositions		23	3	0	0	37	4	0	34	23	2	12	186	110	7	0			
Total Trial Dispositions	3	0	0	0	0	0	0	0	0	0	0	0	0	0	0	0			

^a Parking includes both misdemeanor and civil infraction offenses; civil infraction reporting began January 2023.

^c Civil infraction information reported in the Traffic, Misdemeanor case type.

^d Includes administrative case closures.

Source: Uniform System for Judicial Records, Nevada AOC, Research and Statistics Unit.

Table B7-2. Criminal Caseload Processed by Municipal Courts in Nevada, Fiscal Year 2023.

Municipal Court, Criminal Caseload, Misdemeanor (3 of 3)				Crimes Against Persons, Misdemeanor	Domestic Violence, Misdemeanor	Older/Vulnerable Persons Abuse, Misdemeanor	Protection Order Violation, Misdemeanor	Crimes Against Property, Misdemeanor	Drugs, Misdemeanor	Weapons, Misdemeanor	Public Order, Misdemeanor	Motor Vehicle - DUI, Misdemeanor	Motor Vehicle - Reckless, Misdemeanor	Other, Misdemeanor	Traffic, Misdemeanor	Traffic, Infraction	Parking ^a	Other Infraction	
				Crimes Against Persons, Misdemeanor	Domestic Violence, Misdemeanor	Older/Vulnerable Persons Abuse, Misdemeanor	Protection Order Violation, Misdemeanor	Crimes Against Property, Misdemeanor	Drugs, Misdemeanor	Weapons, Misdemeanor	Public Order, Misdemeanor	Motor Vehicle - DUI, Misdemeanor	Motor Vehicle - Reckless, Misdemeanor	Other, Misdemeanor	Traffic, Misdemeanor	Traffic, Infraction	Parking ^a	Other Infraction	
8th Judicial District	Clark County	Boulder Municipal Court	New Filings (cases)	57	7	0	5	38	55	7	29	99	34	59	854	155	71	0	
			Reopened (cases)	7	1	0	1	2	1	0	0	0	2	0	0	7	0	0	0
			Charges	58	37	0	11	63	121	9	44	112	48	114	1397	178	77	0	
			Grand Total Dispositions	63	16	0	4	53	63	4	34	92	32	63	1,557 ^d	111	17	0	
			Total Non-Trial Dispositions	62	16	0	4	53	63	4	34	92	32	63	1,557	111	17	0	
			Total Trial Dispositions	1	0	0	0	0	0	0	0	0	0	0	0	0	0	0	
			Henderson Municipal Court	New Filings (cases)	606	881	0	88	1,048	459	20	125	125	68	593	8,915	3,902	894	22
		Reopened (cases)	103	483	0	48	262	166	2	16	396	12	76	2,602	0	4	3		
		Charges	659	1,006	0	96	1,260	793	30	192	133	80	1,221	11,160	4,153	921	22		
		Grand Total Dispositions	667	1,421	0	158	1,226	683	23	133	764	56	591	10,377	2,826	757	10		
		Total Non-Trial Dispositions	658	1,410	0	157	1,222	683	23	133	760	54	590	10,339	2,825	757	10		
		Total Trial Dispositions	9	11	0	1	4	0	0	0	4	2	1	38	1	0	0		
		Las Vegas Municipal Court ^f	New Filings (cases)	2,097	2,929	0	214	1,089	1,346	106	3,044	2,661	280	4,393	43,852 ^c	(c)	239 ^c	(c)	
		Reopened (cases)	0	0	0	0	0	0	0	0	0	0	0	0	0	0	0		
		Charges	2,805	3,084	0	226	1,381	2,007	274	4,005	5,260	472	5,092	55,269	239	204	1		
		Grand Total Dispositions	1,848	2,620	0	229	898	1,005	61	2,278	1,466	116	3,052	37,962	204	204	0 ^g		
		Total Non-Trial Dispositions	1,826	2,606	0	229	894	999	60	2,264	1,455	114	3,037	37,910	204	204	0		
		Total Trial Dispositions	22	14	0	0	4	6	1	14	11	2	15	52	0	0	0		
		Mesquite Municipal Court	New Filings (cases)	49	82	0	4	309	146	3	44	94	4	45	774	330	96	1	
		Reopened (cases)	0	0	0	0	0	0	0	0	0	0	0	0	0	0	0		
		Charges	52	93	0	4	348	243	6	58	108	7	64	1,095	375	101	1		
		Grand Total Dispositions	41	65	0	4	219	116	3	44	105	4	27	723	248 ^g	77	0 ^g		
		Total Non-Trial Dispositions	39	65	0	4	217	116	3	44	104	4	27	721	248	77	0		
		Total Trial Dispositions	2	0	0	0	2	0	0	0	1	0	0	2	0	0	0		
North Las Vegas Municipal Court	New Filings (cases)	451	908	0	60	239	372	17	0	644	236	1,234	11,808	6,224	83	25			
Reopened (cases)	0	0	0	0	0	0	0	0	0	0	0	0	0	0	0				
Charges	512	937	0	112	301	412	22	0	671	276	2,048	19,477	6,658	132	32				
Grand Total Dispositions	364	854	0	60	233	392	18	0	530	188	1,198	13,209	3,509	98	9				
Total Non-Trial Dispositions	357	850	0	58	232	390	18	0	528	188	1,193	13,158	3,509	96	9				
Total Trial Dispositions	7	4	0	2	1	2	0	0	2	0	5	51	0	2	0				
10th Judicial District	Churchill County	Fallon Municipal Court	New Filings (cases)	14	10	2	3	26	9	0	3	33	0	97	290	54	0	0	
			Reopened (cases)	0	0	0	0	0	0	0	1	1	0	0	0	0	0		
			Charges	14	10	2	3	31	11	0	5	35	0	98	390	59	0	0	
			Grand Total Dispositions ^d	15	18	2	5	22	6	0	2	29	1	157	338	36	1	0	
			Total Non-Trial Dispositions	15	18	2	5	22	6	0	2	29	1	157	338	36	1	0	
			Total Trial Dispositions	0	0	0	0	0	0	0	0	0	0	0	0	0	0		

^a Parking includes both misdemeanor and civil infraction offenses; civil infraction reporting began January 2023.

^c Civil infraction information reported in the Traffic, Misdemeanor case type.

^d Includes administrative case closures.

^f Statistics include estimates for the last quarter of fiscal year 2023, due to configuration issues with a new case management system.

^g The Traffic, Infraction case type may include dispositional information from the Other Infraction case type.

Source: Uniform System for Judicial Records, Nevada AOC, Research and Statistics Unit.

Table B8. Civil Caseload Processed by Municipal Courts in Nevada, Fiscal Year 2023.

Municipal Court, Civil Caseload, Aggregate (1 of 2)			Real Property	Tort	Contract	Contested Liens	Petitions to Seal Records ^a	Other Civil Matters ^a	Totals	
Totals^b	Nevada Municipal Courts	New Filings (cases)	0	0	0	0	248	659	907	
		Reopened (cases)	0	0	0	0	0	274	274	
		Grand Total Dispositions	0	0	0	0	310	887	1,197	
		Total Non-Trial Dispositions	0	0	0	0	310	887	1,197	
		Total Trial Dispositions	0	0	0	0	0	0	0	
2nd Judicial District	Washoe County	Reno Municipal Court	New Filings (cases)	0	0	0	0	40 ^a	40	
		Reopened (cases)	0	0	0	0	0	0	0	
		Grand Total Dispositions	0	0	0	0	0	42	42	
		Total Non-Trial Dispositions	0	0	0	0	0	42	42	
		Total Trial Dispositions	0	0	0	0	0	0	0	
	Sparks Municipal Court	New Filings (cases)	0	0	0	0	0	8 ^a	8	
		Reopened (cases)	0	0	0	0	0	0	0	
		Grand Total Dispositions	0	0	0	0	0	7	7	
		Total Non-Trial Dispositions	0	0	0	0	0	7	7	
		Total Trial Dispositions	0	0	0	0	0	0	0	
3rd Judicial District	Lyon County	Fernley Municipal Court	New Filings (cases)	0	0	0	0	1 ^a	1	
		Reopened (cases)	0	0	0	0	0	0	0	
		Grand Total Dispositions	0	0	0	0	0	1	1	
		Total Non-Trial Dispositions	0	0	0	0	0	1	1	
		Total Trial Dispositions	0	0	0	0	0	0	0	
	Yerington Municipal Court	New Filings (cases)	0	0	0	0	1	0	1	
		Reopened (cases)	0	0	0	0	0	0	0	
		Grand Total Dispositions	0	0	0	0	0	0	0	
		Total Non-Trial Dispositions	0	0	0	0	0	0	0	
		Total Trial Dispositions	0	0	0	0	0	0	0	
4th Judicial District	Elko County	Carlin Municipal Court	New Filings (cases)	0	0	0	0	0	0	
			Reopened (cases)	0	0	0	0	0	0	0
			Grand Total Dispositions	0	0	0	0	0	0	0
			Total Non-Trial Dispositions	0	0	0	0	0	0	0
			Total Trial Dispositions	0	0	0	0	0	0	0
		Elko Municipal Court	New Filings (cases)	0	0	0	0	0	1 ^a	1
			Reopened (cases)	0	0	0	0	0	0	0
			Grand Total Dispositions	0	0	0	0	0	0	0
			Total Non-Trial Dispositions	0	0	0	0	0	0	0
			Total Trial Dispositions	0	0	0	0	0	0	0
	Wells Municipal Court	New Filings (cases)	0	0	0	0	0	0	0	
		Reopened (cases)	0	0	0	0	0	0	0	
		Grand Total Dispositions	0	0	0	0	0	0	0	
		Total Non-Trial Dispositions	0	0	0	0	0	0	0	
		Total Trial Dispositions	0	0	0	0	0	0	0	
	West Wendover Municipal Court	New Filings (cases)	0	0	0	0	0	0	0	
		Reopened (cases)	0	0	0	0	0	0	0	
		Grand Total Dispositions	0	0	0	0	0	0	0	
		Total Non-Trial Dispositions	0	0	0	0	0	0	0	
		Total Trial Dispositions	0	0	0	0	0	0	0	

^a The Petitions to Seal Records statistics are incomplete. Other Civil Matters statistics may be over-inclusive of petition to seal record actions.

^b Totals reflect aggregate information from the Nevada Municipal Courts. Information contained herein may reflect non-standard reporting and is noted by other footnotes.

Source: Uniform System for Judicial Records, Nevada AOC, Research and Statistics Unit.

Table B8. Civil Caseload Processed by Municipal Courts in Nevada, Fiscal Year 2023.

Municipal Court, Civil Caseload, Aggregate (2 of 2)			Real Property	Tort	Contract	Contested Liens	Petitions to Seal Records ^a	Other Civil Matters ^a	Totals	
7th Judicial District	Lincoln County	Caliente Municipal Court	New Filings (cases)	0	0	0	0	0	0	0
			Reopened (cases)	0	0	0	0	0	0	0
			Grand Total Dispositions	0	0	0	0	0	0	0
			Total Non-Trial Dispositions	0	0	0	0	0	0	0
			Total Trial Dispositions	0	0	0	0	0	0	0
	White Pine County	Ely Municipal Court	New Filings (cases)	0	0	0	0	0	0	0
			Reopened (cases)	0	0	0	0	0	0	0
			Grand Total Dispositions	0	0	0	0	0	0	0
			Total Non-Trial Dispositions	0	0	0	0	0	0	0
			Total Trial Dispositions	0	0	0	0	0	0	0
8th Judicial District	Clark County	Boulder Municipal Court	New Filings (cases)	0	0	0	0	0	1 ^a	1
			Reopened (cases)	0	0	0	0	0	0	0
			Grand Total Dispositions	0	0	0	0	0	1	1
			Total Non-Trial Dispositions	0	0	0	0	0	1	1
			Total Trial Dispositions	0	0	0	0	0	0	0
			Henderson Municipal Court	New Filings (cases)	0	0	0	0	116	2
		Reopened (cases)	0	0	0	0	0	0	0	
		Grand Total Dispositions ^c	0	0	0	0	179	2	181 ^c	
		Total Non-Trial Dispositions	0	0	0	0	179	2	181	
		Total Trial Dispositions	0	0	0	0	0	0	0	
		Las Vegas Municipal Court	New Filings (cases)	0	0	0	0	0	601 ^a	601
		Reopened (cases)	0	0	0	0	0	274	274	
		Grand Total Dispositions	0	0	0	0	0	828	828	
		Total Non-Trial Dispositions	0	0	0	0	0	828	828	
		Total Trial Dispositions	0	0	0	0	0	0	0	
		Mesquite Municipal Court	New Filings (cases)	0	0	0	0	0	5 ^a	5
		Reopened (cases)	0	0	0	0	0	0	0	
		Grand Total Dispositions	0	0	0	0	0	6	6	
	Total Non-Trial Dispositions	0	0	0	0	0	6	6		
	Total Trial Dispositions	0	0	0	0	0	0	0		
	North Las Vegas Municipal Court	New Filings (cases)	0	0	0	0	131	0	131	
	Reopened (cases)	0	0	0	0	0	0	0		
	Grand Total Dispositions	0	0	0	0	131	0	131		
	Total Non-Trial Dispositions	0	0	0	0	131	0	131		
Total Trial Dispositions	0	0	0	0	0	0	0			
10th Judicial District	Churchill County	Fallon Municipal Court	New Filings (cases)	0	0	0	0	0	0	0
			Reopened (cases)	0	0	0	0	0	0	0
			Grand Total Dispositions	0	0	0	0	0	0	0
			Total Non-Trial Dispositions	0	0	0	0	0	0	0
			Total Trial Dispositions	0	0	0	0	0	0	0

^a The Petitions to Seal Records statistics are incomplete. Other Civil Matters statistics may be over-inclusive of petition to seal record actions.

^c Includes administrative case closures.

Source: Uniform System for Judicial Records, Nevada AOC, Research and Statistics Unit.

Table B9. Juvenile Traffic and Civil Infraction Caseload Processed by Courts in Nevada, Fiscal Year 2023.^a

Juvenile Traffic and Civil Infraction Caseload (1 of 3)			Traffic, Misdemeanor	Traffic, Infraction	Other Infraction	Totals
Totals ^b	Nevada Trial Courts	New Filings (cases)	2,725	783	1	3,509
		Reopened (cases)	22	0	0	22
		Charges	3,496	801	1	4,298
		Grand Total Dispositions	2,710	495	0	3,205
		Total Non-Trial Dispositions	2,708	495	0	3,203
		Total Trial Dispositions	2	0	0	2
1st Judicial District	Carson City District Court	New Filings (cases)	152 ^c	(c)	(c)	152
		Reopened (cases)	2			2
		Charges	205			205
		Grand Total Dispositions	125			125
		Total Non-Trial Dispositions	125			125
	Total Trial Dispositions	0			0	
	Storey County District Court	New Filings (cases)	1 ^c	(c)	(c)	1
		Reopened (cases)	0			0
		Charges	2			2
		Grand Total Dispositions	1			1
Total Non-Trial Dispositions		1			1	
Total Trial Dispositions	0			0		
2nd Judicial District	Washoe County District Court	New Filings (cases)	1,365 ^c	(c)	(c)	1,365
		Reopened (cases)	0 ^d			0 ^d
		Charges	1,849			1,849
		Grand Total Dispositions	1,298			1,298
		Total Non-Trial Dispositions	1,298			1,298
	Total Trial Dispositions	0			0	
	Incline Village Justice Court	New Filings (cases)	2 ^c	(c)	(c)	2
		Reopened (cases)	0			0
		Charges	2			2
		Grand Total Dispositions	2			2
Total Non-Trial Dispositions		2			2	
Total Trial Dispositions	0			0		
3rd Judicial District	Lyon County District Court	New Filings (cases)	133 ^c	(c)	(c)	133
		Reopened (cases)	0			0
		Charges	189			189
		Grand Total Dispositions	131			131
		Total Non-Trial Dispositions	131			131
		Total Trial Dispositions	0			0
4th Judicial District	Elko County District Court	New Filings (cases)	139	0	0	139
		Reopened (cases)	0	0	0	0
		Charges	156	0	0	156
		Grand Total Dispositions	227 ^f	0	0	227 ^f
		Total Non-Trial Dispositions	227	0	0	227
		Total Trial Dispositions	0	0	0	0
5th Judicial District	Esmeralda County District Court	New Filings (cases)	7 ^c	(c)	(c)	7
		Reopened (cases)	0			0
		Charges	9			9
		Grand Total Dispositions	1			1
		Total Non-Trial Dispositions	1			1
	Total Trial Dispositions	0			0	
	Nye County District Court	New Filings (cases)	70 ^c	(c)	(c)	70
		Reopened (cases)	0			0
		Charges	81			81
		Grand Total Dispositions	111 ^f			111 ^f
Total Non-Trial Dispositions		111			111	
Total Trial Dispositions	0			0		
6th Judicial District	Humboldt County District Court	New Filings (cases)	74 ^c	(c)	(c)	74
		Reopened (cases)	0			0
		Charges	88			88
		Grand Total Dispositions	97 ^f			97 ^f
		Total Non-Trial Dispositions	97			97
		Total Trial Dispositions	0			0

^a Civil infraction reporting began January 2023. Only courts that hear Juvenile Traffic matters are included in this table.

^b Totals reflect aggregate information from the Nevada Trial Courts. Information contained herein may reflect non-standard reporting and is noted by subsequent footnotes.

^c Civil Infraction information may be included in the Traffic, Misdemeanor case type.

^d Reopen counts not reported or under-reported.

^f Includes administrative case closures.

Source: Uniform System for Judicial Records, Nevada AOC, Research and Statistics Unit.

Table B9. Juvenile Traffic and Civil Infraction Caseload Processed by Courts in Nevada, Fiscal Year 2023.^a

Juvenile Traffic and Civil Infraction Caseload (2 of 3)				Traffic, Misdemeanor	Traffic, Infraction	Other Infraction	Totals
8th Judicial District Cont.	Eureka County	Eureka Justice Court	New Filings (cases)	1	0	0	1
			Reopened (cases)	0	0	0	0
			Charges	1	0	0	1
			Grand Total Dispositions	0	0	0	0
			Total Non-Trial Dispositions	0	0	0	0
	Lincoln County	Meadow Valley Justice Court	New Filings (cases)	1 ^c	(c)	(c)	1
			Reopened (cases)	0			0
			Charges	1			1
			Grand Total Dispositions	0			0
			Total Non-Trial Dispositions	0			0
		Pahrnagat Valley Justice Court	New Filings (cases)	5 ^c	(c)	(c)	5
			Reopened (cases)	0			0
			Charges	5			5
			Grand Total Dispositions	7			7
			Total Non-Trial Dispositions	7			7
	White Pine County	Ely Justice Court	New Filings (cases)	18	0	0	18
			Reopened (cases)	0	0	0	0
			Charges	23	0	0	23
			Grand Total Dispositions	19	0	0	19
			Total Non-Trial Dispositions	18	0	0	18
Clark County	Boulder Justice Court	New Filings (cases)	2	4	0	6	
		Reopened (cases)	0	0	0	0	
		Charges	2	4	0	6	
		Grand Total Dispositions	2	4	0	6	
		Total Non-Trial Dispositions	2	4	0	6	
	Bunkerville Justice Court	New Filings (cases)	6	5	0	11	
		Reopened (cases)	0	0	0	0	
		Charges	6	5	0	11	
		Grand Total Dispositions	9	3	0	12	
		Total Non-Trial Dispositions	9	3	0	12	
	Goodsprings Justice Court	New Filings (cases)	7	3	0	10	
		Reopened (cases)	0	0	0	0	
		Charges	8	4	0	12	
		Grand Total Dispositions	33 ^f	3	0	36 ^f	
		Total Non-Trial Dispositions	33	3	0	36	
	Henderson Justice Court	New Filings (cases)	28	10	0	38	
		Reopened (cases)	0	0	0	0	
		Charges	33	11	0	44	
		Grand Total Dispositions	30	9	0	39	
		Total Non-Trial Dispositions	30	9	0	39	
	Las Vegas Justice Court ^g	New Filings (cases)	256	632	0	888	
		Reopened (cases) ^d	0	0	0	0 ^d	
		Charges ^h	256	632	0	888 ^h	
		Grand Total Dispositions ⁱ	72	379	0	451 ^j	
		Total Non-Trial Dispositions	72	379	0	451	
Laughlin Justice Court	New Filings (cases)	12	4	0	16		
	Reopened (cases)	0	0	0	0		
	Charges	12	4	0	16		
	Grand Total Dispositions	14	5	0	19		
	Total Non-Trial Dispositions	14	5	0	19		
Moapa Justice Court	New Filings (cases)	11	1	1	13		
	Reopened (cases)	0	0	0	0		
	Charges	16	1	1	18		
	Grand Total Dispositions	7	0	0	7		
	Total Non-Trial Dispositions	7	0	0	7		
Total Trial Dispositions	0	0	0	0			

^a Civil infraction reporting began January 2023. Only courts that hear Juvenile Traffic matters are included in this table.

^c Civil Infraction information may be included in the Traffic, Misdemeanor case type.

^d Reopen counts not reported or under-reported.

^f Includes administrative case closures.

^g Juvenile Traffic statistics only for January through June 2023. Prior months reported with adult traffic (see table B5).

^h Charges not reported; the reported magnitude is the number of reported cases.

ⁱ Dispositions estimated.

Source: Uniform System for Judicial Records, Nevada AOC, Research and Statistics Unit.

Table B9. Juvenile Traffic and Civil Infraction Caseload Processed by Courts in Nevada, Fiscal Year 2023.^a

Juvenile Traffic and Civil Infraction Caseload (3 of 3)				Traffic, Misdemeanor	Traffic, Infraction	Other Infraction	Totals
8th Judicial District Cont.	Clark County Cont.	Moapa Valley Justice Court	New Filings (cases)	21	9	0	30
			Reopened (cases)	0	0	0	0
			Charges	29	9	0	38
			Grand Total Dispositions	26	6	0	32
			Total Non-Trial Dispositions	26	6	0	32
		Total Trial Dispositions	0	0	0	0	
		North Las Vegas Justice Court	New Filings (cases)	4	0	0	4
			Reopened (cases)	0	0	0	0
			Charges	8	0	0	8
			Grand Total Dispositions	10 ^f	0	0	10 ^f
			Total Non-Trial Dispositions	10	0	0	10
		Total Trial Dispositions	0	0	0	0	
		Searchlight Justice Court	New Filings (cases)	5	5	0	10
			Reopened (cases)	0	0	0	0
			Charges	6	5	0	11
			Grand Total Dispositions	18 ^f	1	0	19 ^f
			Total Non-Trial Dispositions	18	1	0	19
		Total Trial Dispositions	0	0	0	0	
		Boulder Municipal Court	New Filings (cases)	15 ^c	(c)	(c)	15
			Reopened (cases)	0			0
			Charges	18			18
			Grand Total Dispositions	23 ^f			23 ^f
			Total Non-Trial Dispositions	23			23
		Total Trial Dispositions	0			0	
Henderson Municipal Court	New Filings (cases)	206	97	0	303		
	Reopened (cases)	20	0	0	20		
	Charges	252	113	0	365		
	Grand Total Dispositions	254	76	0	330		
	Total Non-Trial Dispositions	254	76	0	330		
Total Trial Dispositions	0	0	0	0			
Mesquite Municipal Court	New Filings (cases)	23 ^c	(c)	(c)	23		
	Reopened (cases)	0			0		
	Charges	25			25		
	Grand Total Dispositions	23			23		
	Total Non-Trial Dispositions	23			23		
Total Trial Dispositions	0			0			
9th Judicial District	Douglas County	Douglas County District Court	New Filings (cases)	110 ^c	(c)	(c)	110
		Reopened (cases)	0			0	
		Charges	136			136	
		Grand Total Dispositions	109			109	
		Total Non-Trial Dispositions	108			108	
Total Trial Dispositions	1			1			
10th Judicial District	Churchill County	Churchill County District Court	New Filings (cases)	41	13	0	54
		Reopened (cases)	0	0	0	0	
		Charges	61	13	0	74	
		Grand Total Dispositions	51	9	0	60	
		Total Non-Trial Dispositions	51	9	0	60	
Total Trial Dispositions	0	0	0	0			
11th Judicial District	Lander County	Lander County District Court	New Filings (cases)	4 ^c	(c)	(c)	4
		Reopened (cases)	0			0	
		Charges	10			10	
		Grand Total Dispositions	6			6	
		Total Non-Trial Dispositions	6			6	
	Total Trial Dispositions	0			0		
	Mineral County	Mineral County District Court	New Filings (cases)	3 ^c	(c)	(c)	3
		Reopened (cases)	0			0	
		Charges	4			4	
		Grand Total Dispositions	3			3	
		Total Non-Trial Dispositions	3			3	
	Total Trial Dispositions	0			0		
Pershing County	Pershing County District Court	New Filings (cases)	3 ^c	(c)	(c)	3	
		Reopened (cases)	0			0	
		Charges	3			3	
		Grand Total Dispositions	1			1	
Total Non-Trial Dispositions	1			1			
Total Trial Dispositions	0			0			

^a Civil infraction reporting began January 2023. Only courts that hear Juvenile Traffic matters are included in this table.

^c Civil Infraction information may be included in the Traffic, Misdemeanor case type.

^f Includes administrative case closures.

Source: Uniform System for Judicial Records, Nevada AOC, Research and Statistics Unit.

Table C1. Summary of Specialty Court Program Distributions, Fiscal Year 2023.^a

Jurisdiction	Court Type	Carry Forward ^b	Distributed	Transfers ^c	Final Allocation	
Sierra Region						
Western Region	Adult Drug Court	\$0.00	\$400,064.00	\$25,000.00	\$425,064.00	
	DUI Diversion Court	\$0.00	\$17,700.00	\$0.00	\$17,700.00	
	M.A.T. Court	\$0.00	\$57,671.00	\$0.00	\$57,671.00	
	Mental Health Court	\$0.00	\$31,450.00	\$0.00	\$31,450.00	
First Judicial Distict Court	Juvenile Drug Court	\$1,303.91	\$9,175.09	\$0.00	\$10,479.00	
Carson City Justice	Felony DUI Court (2 programs)	\$0.00	\$27,943.00	\$0.00	\$27,943.00	
	Carson City Mental Health Court	\$162.23	\$58,040.77	\$0.00	\$58,203.00	
	Misdemeanor Treatment Court	\$0.00	\$23,665.00	\$0.00	\$23,665.00	
East Fork Justice Court ^d	Misdemeanor Treatment Court	\$0.00	\$0.00	\$0.00	\$0.00	
	Sierra Region Total	\$1,466.14	\$625,708.86	\$25,000.00	\$652,175.00	
Washoe Region						
Second Judicial District Court	Adult Drug Court	\$0.00	\$583,020.00	\$0.00	\$583,020.00	
	Family Treatment Court	\$0.00	\$69,346.00	-\$5,095.48	\$64,250.52	
	Felony DUI Court	\$0.00	\$55,821.00	-\$2,600.00	\$53,221.00	
	Mental Health Court	\$0.00	\$17,391.00	\$60,000.00	\$77,391.00	
	Veteran's Treatment Court	\$0.00	\$81,975.00	-\$13,400.00	\$68,575.00	
	M.A.T. Court	\$0.00	\$211,336.00	-\$27,953.52	\$183,382.48	
	Prison Re-entry Court	\$0.00	\$50,000.00	-\$10,951.00	\$39,049.00	
	Reno Justice Court	Court Assistance Program Adult Drug Court	\$1,218.25	\$124,136.75	\$0.00	\$125,355.00
Reno Municipal Court	DUI Court	\$0.00	\$20,250.00	\$0.00	\$20,250.00	
	Community Court	\$0.00	\$99,764.00	\$0.00	\$99,764.00	
	DUI Court, Dept. 1 (Fresh Start)	\$0.00	\$27,085.00	\$0.00	\$27,085.00	
	Co-Occurring Disorders Court	\$0.00	\$52,301.00	\$0.00	\$52,301.00	
Sparks Justice Court	Community Court	\$0.00	\$17,500.00	\$0.00	\$17,500.00	
	Young Adult Recovery Court	\$0.00	\$12,500.00	\$0.00	\$12,500.00	
	Recovery Court	\$0.00	\$31,550.00	\$0.00	\$31,550.00	
Sparks Municipal Court	Drug & Alcohol Court	\$12,230.30	\$76,611.70	\$0.00	\$88,842.00	
	Washoe Region Total	\$13,448.55	\$1,530,587.45	\$0.00	\$1,544,036.00	
North Central and South Central Regions						
Fourth Judicial District Court	Adult Drug Court	\$0.00	\$127,677.00	-\$31,655.50	\$96,021.50	
	Juvenile Drug Court	\$0.00	\$84,175.00	-\$37,300.00	\$46,875.00	
	Family Preservation Court	\$0.00	\$15,000.00	\$68,955.50	\$83,955.50	
	Felony DUI Court	\$0.00	\$3,000.00	\$0.00	\$3,000.00	
Fifth Judicial Region	Adult Drug Court-Tonopah & Pahrump	\$5,860.59	\$118,340.41	\$0.00	\$124,201.00	
Sixth Judicial District Court	Adult Drug Court	\$0.00	\$119,124.00	\$0.00	\$119,124.00	
	Family Treatment Court	\$0.00	\$45,000.00	\$0.00	\$45,000.00	
	Juvenile Diversion Court	\$0.00	\$10,000.00	\$0.00	\$10,000.00	
	Mental Health Court	\$0.00	\$61,000.00	-\$25,000.00	\$36,000.00	
Seventh Judicial District Court	Adult Drug Court	\$0.00	\$98,626.00	\$0.00	\$98,626.00	
Eleventh Judicial District Court ^f	Adult Drug Court	\$36,783.77	\$8,340.23	\$0.00	\$45,124.00	
	North/South Central Regions Total	\$42,644.36	\$690,282.64	-\$25,000.00	\$707,927.00	
Clark Region						
Eighth Judicial District Court	Adult Drug Court (ADC, OPEN, TAP, COD)	\$2,692.61	\$2,282,168.39	-\$270,332.00	\$2,014,529.00	
	Mental Health Court	\$0.00	\$1,194,070.00	-\$45,646.34	\$1,148,423.66	
	Family Dependency/Child Support Court	\$0.50	\$437,867.50	-\$30,917.50	\$406,950.50	
	Felony DUI Court	\$2,173.10	\$176,331.90	\$170,331.91	\$348,836.91	
	Juvenile Drug Court	\$0.00	\$237,795.00	\$49,365.53	\$287,160.53	
	Veteran's Treatment Court	\$0.00	\$93,700.00	\$127,562.53	\$221,262.53	
	Gambling Treatment Diversion Court	\$0.00	\$1,000.00	-\$364.13	\$635.87	
	M.A.T. Re-entry Court	\$0.00	\$5,000.00	\$0.00	\$5,000.00	
	Boulder City Municipal Court	Breaking the Cycle Court	\$0.00	\$30,000.00	\$0.00	\$30,000.00
	Henderson Municipal Court	A.B.C. Court	\$577.59	\$26,796.41	\$0.00	\$27,374.00
Veteran's Treatment Court		\$0.00	\$50,675.00	\$0.00	\$50,675.00	
Las Vegas Justice Court	Adult Drug Court	\$36,410.77	\$184,392.23	-\$87,303.00	\$133,500.00	
	Adult Drug Co-Occurring Court	\$0.00	\$140,000.00	-\$67,000.00	\$73,000.00	
	Veteran's Treatment Court	\$0.00	\$69,080.00	\$67,000.00	\$136,080.00	
	DUI Court- Dept 5A	\$0.00	\$29,027.00	\$36,400.00	\$65,427.00	
	DUI Court- Dept 5B	\$0.00	\$29,027.00	\$50,903.00	\$79,930.00	
Las Vegas Municipal Court	Adult Drug Court (YO)	\$424.06	\$66,717.94	\$0.00	\$67,142.00	
	HOPE (Habitual Offender) Court	\$0.00	\$124,123.00	\$0.00	\$124,123.00	
	Women In Need (WIN) Court	\$429.22	\$56,524.78	\$0.00	\$56,954.00	
	Veteran's Treatment Court	\$0.00	\$15,000.00	\$0.00	\$15,000.00	
	Mental Health Court	\$0.00	\$30,000.00	\$0.00	\$30,000.00	
Laughlin Justice Court	DUI Court	\$0.72	\$70,394.28	\$0.00	\$70,395.00	
	Adult Drug Court	\$0.00	\$50,000.00	\$0.00	\$50,000.00	
Mesquite Municipal Court	Breaking the Cycle Court	\$0.00	\$38,400.00	\$0.00	\$38,400.00	
North Las Vegas Justice Court	Community Court	\$0.00	\$10,000.00	\$0.00	\$10,000.00	
	Clark Region	\$42,708.57	\$5,448,090.43	\$0.00	\$5,490,799.00	
Grand Total Distributions		\$100,267.62	\$8,294,669.38	\$0.00	\$8,394,937.00	

^a Court counts as listed may not correspond to Table C2 due to community based funding.

^b Carry forward is used to fund first-quarter distributions of the following fiscal year.

^c Transfers between regional courts and within region courts.

^d Court closed during fiscal year 2023 and returned all funds issued.

^f Received the full first quarter distribution before the carry forward amount was received showing only \$8,340 should be distributed for the year.

Source: Nevada Drug Court Case Management System.

Table C2. Summary of Specialty Court Statistics, Fiscal Year 2023.

Jurisdiction	New Admissions ^a	Graduates	Terminations ^b	Active Cases at Year's End	Drug Free Babies ^c
Western Region					
First Judicial District Court	6	3	2	5	0
Western Region (10 Specialty Courts)	175	108	76	396	1
Carson City Justice Court (2 Specialty Courts)	38	23	21	39	0
East Fork Justice Court ^d	0	0	0	0	0
Western Region Total	219	134	99	440	1
Washoe Region					
Second Judicial District Court (10 Specialty Courts)	380	217	112	469	4
Reno Justice Court (3 Specialty Courts)	117	49	72	171	0
Sparks Justice Court	27	11	15	22	0
Reno Municipal Court (5 Specialty Courts)	275	109	204	178	3
Sparks Municipal Court	23	16	7	26	0
Washoe Region Total	822	402	410	866	7
Eastern Region					
Fourth Judicial District Court (4 Specialty Courts)	30	15	16	37	0
Seventh Judicial District Court (2 Specialty Courts)	9	6	2	18	0
Eastern Region Total	39	21	18	55	0
Fifth Judicial Region					
Fifth Judicial District Court (2 Specialty Courts)	42	19	18	49	0
Fifth Judicial Region Total	42	19	18	49	0
Central Region					
Sixth Judicial District Court (5 Specialty Courts)	47	34	18	39	1
Eleventh Judicial District Court (2 Specialty Courts)	12	5	5	14	0
Central Region Total	59	39	23	53	1
Clark Region					
Eighth Judicial District Court (15 Specialty Courts)	1,111	458	564	1,252	26
Las Vegas Justice Court (9 Specialty Courts)	208	90	90	222	1
Laughlin Justice Court	4	3	3	14	0
North Las Vegas Justice Court	2	4	5	8	0
Boulder City Municipal Court	10	8	0	15	0
Henderson Municipal Court (2 Specialty Courts)	33	16	10	48	0
Las Vegas Municipal Court (7 Specialty Courts)	191	54	56	192	3
Mesquite Municipal Court	8	3	2	12	0
Clark Region Total	1,567	636	730	1,763	30
All Specialty Courts	2,748	1,251	1,298	3,226	39

^a Includes new admissions and voluntary admissions.

^b Includes terminations, transfers, other outcomes, and participants who died while in the program.

^c Drug free babies as reported from the respective court to the Research and Statistics Unit.

^d Court closed during fiscal year 2023.

Source: Nevada Drug Court Case Management System.

Criminal Caseload Glossary

When to Count Filings: Cases are counted by defendants in District Court when the court receives notification of a bind over from a lower court or receives the formal charging document from the District Attorney’s Office. Felony and gross misdemeanor filings in Justice Court are counted by defendants when the court receives the formal charging document, generally a complaint or citation. Misdemeanor, civil infraction, and traffic filings in Justice and Municipal Courts are counted by defendants when the court receives the citation or complaint. Cases with multiple charges that span different categories and types are classified by hierarchies that are defined in the *Nevada Courts Statistical Reporting Dictionary* and can be found at <http://nvcourts.gov/>.

Criminal Case Categories: A broad classification category for trial court caseload that includes cases involving the alleged violation of a state law, local ordinance, or federal regulation (traffic only). [*Listed in hierarchal order, felony = highest*]

- **Felony** – Cases heard at District Court, with preliminary hearings at Justice Court, for defendants charged with a violation of state law that is punishable by death or imprisonment in the state prison.
- **Gross Misdemeanor** – Cases heard at District Court, with preliminary hearings at Justice Court, for defendants charged with a violation of state law that involves an offense that does not fit within the definitions of felony, misdemeanor, or traffic cases. Gross misdemeanor offenses are punishable by fine or incarceration or both for no more than \$2,000 or 1 year, respectively (unless the statute in force at the time of commission of such an offense prescribed a different penalty).
- **Misdemeanor (Non-Traffic)** – Cases heard at Justice and Municipal Courts for defendants charged with the violation of state law or local ordinance that involves an offense punishable by fine or incarceration or both for no more than \$1,000 or 6 months, respectively (unless the statute in force at the time of commission of such an offense prescribed a different penalty).
- **Traffic Misdemeanor** – Cases heard at Justice and Municipal Courts for misdemeanor moving and non-moving violations of traffic law or ordinance that do not pertain to parking of a motor vehicle.
- **Civil Infraction** – Cases heard at all courts for civil infraction moving and non-moving violations of statute or ordinance.
- **Parking Violations** – Cases heard at Justice and Municipal Courts for parking of a motor vehicle in violation of a traffic law or ordinance. Can be either misdemeanor or civil infraction level offenses.
- **Appeal from Limited Jurisdiction Court** – Cases heard at District Court in which the court reviews the judgment of a Justice or Municipal Court for a criminal or civil infraction case.

Criminal Case Types: The following case types can be felony, gross misdemeanor, or misdemeanor (non-traffic) criminal case categories, unless otherwise noted. [*Listed in hierarchal order, Crimes Against Persons = highest*]

- **Crimes Against Persons** – A case type in which a defendant is charged with a crime against person(s). Examples include assault with a deadly weapon, rape, kidnapping, murder, manslaughter, and robbery.
- **Domestic Violence** – A case type involving allegations of violence, coercion, or intimidation by a family or household member against another family or household member.
- **Older/Vulnerable Persons Abuse** – A case type involving abusing, neglecting, exploiting, or isolating older or vulnerable persons.
- **Child Abuse and Neglect** – A case type in which a person is charged with willfully exposing, causing, or permitting a child who is less than 18 years of age to suffer unjustifiable physical pain or mental suffering as a result of abuse or neglect. This case type is only reported in felony or gross misdemeanor case categories.
- **Protection Order Violation** – A case type alleging violation of a court order that was issued to help protect an individual from stalking and harassment or to protect minors from harm.
- **Crimes Against Property** – A case type in which a defendant is charged with a crime against property. Examples include grand larceny, burglary, auto theft, arson, forgery, fraud, embezzlement, vandalism, and bad checks.
- **Drugs** – A case type involving illegal possession, sale, use, manufacture, trafficking, or furnishing of drugs.
- **Weapons** – A case type involving violations of regulations or statutes controlling the carrying, using, possessing, furnishing, and manufacturing of deadly weapons or silencers.
- **Public Order** – A case type involving violations of liquor laws, drunkenness, gambling, and prostitution. Some jurisdictions refer to these as “public nuisance” or “quality of life” offenses, or “crimes against society.”
- **Motor Vehicle - DUI** – A case type that involves a charge of driving under the influence of either alcohol or drugs (DUI) or driving while impaired. This case type is only reported in felony or misdemeanor case categories.
- **Motor Vehicle - Reckless Driving** – A case type that involves a charge of driving a motor vehicle in such a way as to willfully or wantonly endanger the safety of others or with disregard for the consequences. This case type is only reported in felony or misdemeanor case categories.
- **Motor Vehicle - Other** – A case type including cases of unknown specificity or cases not attributable to one of the other previously defined motor vehicle case types. This case type is only reported in felony or gross misdemeanor case categories.
- **Other** – A case type including cases of unknown specificity or cases not attributable to one of the other previously defined case categories. Other can be classified as “Other Felony,” “Other Gross Misdemeanor,” and “Other Non-Traffic Misdemeanor.”

Criminal Caseload Glossary (continued)

Pending Cases: Cases requiring disposition or cases that have requests to modify or require enforcement of existing judgments.

- **Active Cases:** Pending cases that have not been classified as inactive.
- **Inactive Cases:** Pending cases administratively classified as inactive due to issues that require resolution (outside the courts' purview) before the adjudication process can be resumed. Examples include court-issued stays, warrants, and diversion.

Reopened Cases: Cases where judgments have been previously entered but have been restored to the pending caseload due to the filing of a request to modify or enforce existing judgments. Cases remanded with correction from appeals are included.

When to Count Dispositions: A criminal case is considered disposed when adjudication for that case occurs. For statistical purposes, adjudication is defined as date of sentencing, date of adjudication, or date all charges are disposed, whichever occurs last. Cases with multiple charges that require multiple types of disposition are only counted as one type and are classified by hierarchies that are defined in the *Nevada Courts Statistical Reporting Dictionary* and can be found at <http://nvcourts.gov/>.

Non-Trial Dispositions: A subtype of case dispositions where the case is resolved without a bench or jury trial.

[Listed in hierarchical order, Other Manner of Disposition = lowest]

- Other Manner of Disposition
- Default Judgment (Civil Infraction Only)
- Uncontested Civil Violation (Civil Infraction Only)
- Bail Forfeiture
- Nolle Prosequi (before trial)
- Transferred (before/during trial)
- Dismissed (before trial)
- Guilty Plea with Sentence (before trial)
- Dismissed (after diversion)
- **Contested Civil Infractions:** A non-trial disposition subclassification where a judicial officer determines whether a person has committed the alleged civil infraction without a bench or jury trial. This subclassification includes:
 - FTA Default Judgment
 - Civil Infraction Dismissed
 - Civil Infraction Committed
- **Preliminary Hearings (Justice Court only):** A non-trial disposition subclassification where the case is determined to be bound over to the district court for adjudication of felony and gross misdemeanor offenses or otherwise resolved without a bench or jury trial in the justice court. This subtype includes:
 - Waiver of Preliminary Hearing
 - Dismissed (during preliminary hearing)
 - Guilty Plea with Sentence (during preliminary hearing)
 - Bindover

Bench Trial Dispositions (District Court): A subtype of case dispositions where the case is resolved with a judicial officer determining both the issues of fact and law in a criminal case. This subtype includes:

- Dismissed (during trial)
- Acquittal
- Guilty Plea with Sentence (during trial)
- Conviction

Jury Trial Dispositions (District Court): A subtype of case dispositions where the case is resolved with an empaneled jury determining the issues of fact and returning a verdict in a criminal case. This subtype includes:

- Dismissed (during trial)
- Acquittal
- Guilty Plea with Sentence (during trial)
- Conviction

Trial Dispositions (Justice and Municipal Courts): A subtype of case dispositions where the case is resolved with a judicial officer or an empaneled jury determining both the issues of fact and law in a criminal case. In Justice Courts, these manners of disposition are only used for misdemeanor charges in felony and gross misdemeanor cases. This subtype includes:

- Dismissed (during trial)
- Acquittal
- Guilty Plea with Sentence (during trial)
- Conviction

Civil Caseload Glossary

When to Count Filings: Cases are counted when a petition or complaint is filed with the court or the court receives a motion.

Civil Case Types: A broad classification category for caseload statistics that includes cases requesting the enforcement or protection of a right and/or the redress or prevention of a wrong, within the jurisdictional limits of the court.

District Court Case Types:

- **Real Property** – Cases that deal with ownership or rights in real property excluding construction defect or negligence; includes unlawful detainer and other landlord/tenant disputes; judicial foreclosure and other title to property issues; condemnation and eminent domain issues; and other real property cases that do not fit in one of the other mentioned subtypes.
- **Torts** – Cases that deal with an injury or wrong committed either against a person or person’s property by a party who either did or did not do something they were or were not supposed to do; includes negligence issues for autos, premises, and other negligence issues that do not fit in one of the other mentioned subtypes; includes malpractice issues concerning medical and dental, legal, accounting, and other malpractice issues that do not fit in one of the other mentioned subtypes; and includes product liability, intentional misconduct, employment, insurance, and other tort case issues that do not fit in one of the other mentioned subtypes.
- **Probate** – Cases that deal with the probate of a will, trust, or estate of a deceased person; includes summary administration, general administration, special administration, set aside, probate trust, and other probate cases that do not fit in one of the other mentioned subtypes.
- **Construction Defect** – Cases that deal with defects in construction; includes matters that involve NRS Chapter 40 and other construction defect issues.
- **Contract** – Cases that deal with an alleged failure to perform any promise that forms the whole or part of a contract; includes uniform commercial code, building and construction, insurance carrier, commercial instrument, collection of accounts, employment, and other contract matters that do not fit in one of the other mentioned subtypes.
- **Judicial Review/Appeal** – Cases that deal with the judicial review of decisions by administrative agencies, lower courts, and other matters; includes review of foreclosure mediation, petition to seal records, mental competency, and administrative agency appeals concerning the department of motor vehicles, worker's compensation, and other Nevada state agencies, as well as appeals from lower courts and other judicial review/appeal matters that do not fit in one of the other mentioned subtypes.
- **Civil Writs** – Cases that deal with any order requiring performance or adherence of performance of an act not associated with an existing case and whereby no other legal remedy exists; includes writs of habeas corpus, mandamus, quo warranto, prohibition, and other civil writs that do not fit in one of the other mentioned subtypes.
- **Other Civil** – Cases that deal with compromise of minor's claim, foreign judgment, and all other civil matters that do not fit in one of the above case types.

Justice and Municipal Court Case Types:

- **Real Property** – Cases that deal with ownership or rights in real property excluding construction defect or negligence; includes summary eviction, unlawful detainer, and other real property cases that do not fit in one of the other mentioned subtypes.
- **Torts** – Cases that deal with an injury or wrong committed either against a person or person’s property by a party who either did or did not do something they were or were not supposed to do; includes negligence issues for autos, premises, and other negligence issues that do not fit in one of the other mentioned subtypes; and includes intentional misconduct and other tort case issues that do not fit in one of the other mentioned subtypes.
- **Contract** – Cases that deal with an alleged failure to perform any promise that forms the whole or part of a contract; includes seller plaintiff issues concerning collection of credit card debt and payday loan debt, debt collection agency matters, or other debt collection matters that do not fit in one of the other mentioned subtypes; and includes contract buyer plaintiff and other contract matters that do not fit in one of the other mentioned subtypes.
- **Contested Liens** – Cases that deal with the validity of liens or requests the enforcement of liens.
- **Petition to Seal Records** – Cases requesting the court to seal records of a previous court case or other matters under the court’s jurisdiction (criminal, civil, or administrative matters).
- **Other Civil** – Cases that deal with all other civil matters that do not fit in one of the above case types.
- **Small Claims** – Cases that deal with recovery of money only, where the amount does not exceed the jurisdictional limit (currently \$10,000), and the defendant named is currently a resident, does business in, or is employed in the township where the court is located. Small claims are heard in Justice Court only.
- **Protection Orders** – Cases that deal with requests for temporary order for protection against domestic violence, harassment in the workplace, sexual assault, stalking, or threat to life, and high-risk behavior. Heard in Justice Court only. Includes:
 - Request for Domestic Violence Protection Order
 - Request for Protection Order (Non-Domestic Violence)
 - Request for High-Risk Protection Order

Civil Caseload Glossary (continued)

Pending Cases: Cases requiring disposition or cases that have requests to modify or require enforcement of existing judgments.

- **Active Cases:** Pending cases that have not been classified as inactive.
- **Inactive Cases:** Pending cases administratively classified as inactive due to issues that require resolution (outside the courts' purview) before the adjudication process can be resumed, typically due to court-issued stays.

Reopened Cases: Cases where judgments have been previously entered but have been restored to the pending caseload due to the filing of a request to modify or enforce existing judgments. Cases remanded with correction from appeals are included.

When to Count Dispositions: A civil case is considered disposed when adjudication of the matter occurs. For statistical purposes, adjudication is defined as the date judgment is entered. Cases where multiple claims or parties are adjudicated are only reported as one type, determined by the court of record.

Non-Trial Dispositions (All Jurisdictions, Non- Protection Orders): A subtype of case dispositions where the case is resolved without a bench or jury trial. This subtype includes:

- Other Manner of Disposition
- Voluntary Dismissal
- Involuntary Dismissal
- Transferred (before trial)
- Judgment on Arbitration
- Stipulated Dismissal
- Stipulated Judgment
- Default Judgment
- Motion to Dismiss by the Defendant(s)
- Summary Judgment

Non-Trial Dispositions (Justice Court, Protection Orders Only): A subtype of case dispositions where the case is resolved without a bench or jury trial. This subtype includes:

- Voluntary Dismissal
- Involuntary Dismissal
- Transferred (before trial)
- Denied without Hearing
- Granted without Hearing
- Denied with Hearing
- Granted with Hearing

Bench Trial Dispositions (District Court): A subtype of case dispositions where the case is resolved when a judicial officer hears a trial of matter or cause to determine both the issues of fact and law in a civil case. This subtype includes:

- Disposed After Trial Start (bench trial)
- Judgment Reached (bench trial)

Jury Trial Dispositions (District Court): A subtype of case dispositions where the case is resolved with an empaneled jury to hear a trial of matter or cause in a civil case. This subtype includes:

- Disposed After Trial Start (jury trial)
- Verdict Reached

Trial Dispositions (Justice and Municipal Courts): A subtype of case dispositions where the case is resolved with a judicial officer or an empaneled jury to hear a trial of matter or cause in a civil case. This subtype includes:

- Disposed After Trial Start (bench trial)
- Judgment Reached (bench trial)
- Disposed After Trial Start (jury trial)
- Verdict Reached

Family Caseload Glossary

When to Count Filings: Cases are counted when the court receives an originating petition, request, or complaint.

Family Case Types: A broad classification category for caseloads involving domestic or family-related matters (excluding juvenile-related) in District Courts; the processing of which follows Nevada statutes, court rules, local regulations, and federal regulations.

- **Marriage Dissolution** – Cases that involve divorce, annulment, or separate maintenance, as well as all issues concerning custody, support, and visitation resulting from the dissolution of the relationship.
- **Paternity** – Cases that involve paternity issues as defined by Nevada statute.
- **Custody (Non-Divorce)** – Cases that involve individual requests where the court makes a determination regarding the control or care of a child.
- **IV-D - UIFSA (Uniform Interstate Family Support Act)** – Cases that require maintenance, under Title IV-D of the Social Security Act of 1973, of a spouse or child when one party resides in another state.
- **IV-D Intrastate (Non-Divorce)** – Cases that require maintenance, under Title IV-D of the Social Security Act of 1973, of a spouse or child when both parties reside in Nevada.
- **Other Support (Non-Divorce)** – Cases of unknown specificity or cases not attributable to one of the other previously defined support case categories.
- **Visitation (Non-Divorce)** – Cases that involve individual requests that a court schedule the time an individual will spend with the minor children.
- **State Initiated (TPR) Petition** – Cases that are initiated by a state agency requesting that the court terminate the legal relationship of parent and child.
- **Other (TPR) Petition** – Cases that are initiated by a parent/guardian of a child requesting that the court terminate an existing legal relationship of parent and child.
- **Adoptions** – Cases that involve a request for the establishment of a new, permanent relationship of parent and child between persons not having that relationship naturally.
- **Requests for Domestic Violence Protection Orders** – Cases for temporary order for protection when sufficient evidence exists that there has been domestic violence, or the threat of domestic violence exists.
- **Requests for High-Risk Protection Orders** – Cases for temporary order for protection against high-risk behavior alleging that a person poses an imminent risk of causing personal injury by possessing, controlling, or purchasing a firearm or other deadly weapon, and less restrictive options have been exhausted or are not effective.
- **Other Domestic Relations Case** – Cases that involve a domestic relations issue that does not fit in one of the other family case types. Examples include name change or permission to marry.
- **Mental Health Cases** – Cases that deal with legal determination as to whether an individual is mentally ill or incompetent and should be placed or remain under care, custody, or treatment.
- **Guardianship** – Cases that deal with guardianship issues involving adults, minors, or trusts.

Pending Cases: Cases requiring disposition or cases that have requests to modify or require enforcement of existing judgments.

- **Active Cases:** Pending cases that have not been classified as inactive.
- **Inactive Cases:** Pending cases administratively classified as inactive due to issues that require resolution (outside the courts' purview) before the adjudication process can be resumed, typically due to court-issued stays.

Reopened Cases: Cases where judgments have been previously entered but have been restored to the pending caseload due to the filing of a request to modify or enforce existing judgments. Cases remanded with correction from appeals are included.

When to Count Dispositions: A family case is considered disposed when the decision is handed down and/or the final order is filed, whichever occurs first. Cases that require multiple types of adjudication are only counted as one type and are classified by hierarchies that are defined in the *Nevada Courts Statistical Reporting Dictionary* and can be found at <http://nvcourts.gov/>.

Non-Trial Dispositions: A subtype of case dispositions where the case is resolved without a (bench) trial. This subtype includes:

- Other Manner of Disposition
- Voluntary Dismissals
- Involuntary Dismissals
- Transferred
- Default Judgments
- Adjudicated Without Judicial Conference or Hearing
- Adjudicated With Judicial Conference or Hearing
- Adjudicated by Alternative Dispute Resolution (ADR)

Family Caseload Glossary (continued)

Trial Decisions: A subtype of case dispositions where the case is resolved with a judicial officer determining both the issues of fact and law in a family case. This subtype includes:

- Disposed After Trial Start
- Judgment Reached

Protection Order Dispositions: A subtype of case dispositions where the case is resolved without a bench or jury trial. This subtype includes:

- Voluntary Dismissal
- Involuntary Dismissal
- Transferred (before trial)
- Denied without Hearing
- Granted without Hearing
- Denied with Hearing
- Granted with Hearing

Juvenile Caseload Glossary

When to Count Filings: Cases are counted when the court receives the petition or citation. For delinquency petitions, cases with multiple charges that span different case types are classified by hierarchies that are defined in the *Nevada Courts Statistical Reporting Dictionary* and can be found at <http://nvcourts.gov/>.

Juvenile Case Types: A broad classification category for caseloads involving juveniles in District Courts (or their designated court), the processing of which follows Nevada statutes, local regulations, and federal regulations for handling matters pertaining to individuals who are defined as juveniles.

- **Delinquency Petitions** – Cases that include a behavior that would be a crime if committed by an adult. Delinquency is characterized by five case types:
 - **Person** – Cases involving murder/manslaughter, sexual assault (including rape and sexual battery), robbery, and assault.
 - **Property** – Cases involving burglary, larceny, auto theft, arson, forgery and counterfeiting, fraud, embezzlement, stolen property (buying or receiving), and vandalism.
 - **Drug** – Cases involving the illegal possession, sale, use, or manufacture of drugs.
 - **Public Order** – Cases involving violations of liquor laws, public drunkenness, disorderly conduct, gambling, prostitution, and other vice. Some jurisdictions refer to these as “public nuisance” or “quality of life” offenses, or “crimes against society.”
 - **Other Delinquency** – Cases of unknown specificity or cases not attributable to one of the other previously defined delinquency case categories.
 - **Juvenile Traffic and Civil Infraction**– Cases involving traffic or civil infraction violations of state laws, local ordinances, or federal regulation. <NOTE THAT THESE ARE NOT IN THE APPENDIX FILE THIS YEAR>
- **Status Petitions** – Cases that include petitions involving a juvenile in need of supervision. The juvenile may require guidance, treatment, or rehabilitation because of habitual truancy, habitual disobedience, being ungovernable, or behavior that is injurious or dangerous to others.
- **Child Abuse/Neglect Petitions** – Cases where the behavior of someone other than the juvenile causes the court to concern itself with the well-being of the juvenile. Adults charged with abuse or neglect are counted in the appropriate criminal category.
- **Dependent (no fault)** – Cases alleging one or more of the grounds for dependency without specifically faulting the parent(s) or guardian.
- **Other Dependency/Child Victim** – Cases of unknown specificity or cases not attributable to one of the other previously defined Dependency/Child Victim case categories.
- **Miscellaneous Petitions** – Cases heard at District Court that involve juvenile cases that do not fit in one of the other juvenile categories. An example is Petition for Emancipation.
- **Juvenile Protection Order** – Cases for temporary order for protection where the adverse party is a juvenile.

Juvenile-Related Proceeding: A broad classification category for trial court caseload inventory that include juvenile-related proceedings that are not considered cases. Juvenile related proceedings are related to an already filed (counted) case or one that will not result in an official case filing.

- **Informal Hearing** – Any hearing by a judicial officer in which no formal charge has been filed with the court.
- **Detention Hearing** – Any hearing requesting a juvenile to be held in detention, or continued to be held in detention, pending further court action within the same or another jurisdiction.
- **Extradition Hearing** – Any hearing in which evidence is presented so that the court can determine if a juvenile should be surrendered to another state jurisdiction.
- **Protective Custody Hearing** – Any hearing held to determine if the risk to a child is great enough to warrant removal, or continued removal, from their custodian.

Pending Cases: Cases requiring disposition or cases that have requests to modify or require enforcement of existing judgments.

- **Active Cases:** Pending cases that have not been classified as inactive.
- **Inactive Cases:** Pending cases administratively classified as inactive due to issues that require resolution (outside the courts’ purview) before the adjudication process can be resumed. Examples include court-issued stays, warrants, and diversion.

Reopened Cases: Cases where judgments have been previously entered but have been restored to the pending caseload due to the filing of a request to modify or enforce existing judgments. Cases remanded with correction from appeals are included.

Juvenile Caseload Glossary (continued)

When to Count Dispositions: A juvenile case is considered disposed when adjudication of the matter occurs. Cases that require multiple types of adjudication are only counted as one type and are classified by hierarchies that are defined in the *Nevada Courts Statistical Reporting Dictionary* and can be found at <http://nvcourts.gov/>.

Non-Trial Dispositions: A subtype of case dispositions where the case is resolved without a (bench) trial.

[Listed in hierarchal order, Other Manner of Disposition = lowest]

- Other Manner of Disposition
- Default Judgment (Civil Infraction Only)
- Uncontested Civil Violation (Civil Infraction Only)
- Bail Forfeiture
- Non-Adjudicated/Dismissal/Nolle Prosequi
- Waiver/Certify/Transfer to Adult Court
- Transferred to Another Juvenile Court (before/during trial)
- Dismissed (before trial)
- Adjudicated by Default (Status Petitions and Dependency Matters only)
- Adjudicated by Guilty Plea/Admission/Stipulation
- Dismissed (after diversion)
- Disposed by Alternative Dispute Resolution (ADR)
- **Contested Civil Infractions:** A non-trial disposition subclassification where a judicial officer determines whether a person has committed the alleged civil infraction without a bench or jury trial. This subclassification includes:
 - FTA Default Judgment
 - Civil Infraction Dismissed
 - Civil Infraction Committed

Adjudicated After Evidentiary Hearing/Bench Trial: A subtype of case dispositions where the case is resolved with a judicial officer determining both the issues of fact and law in a juvenile case through a (bench) trial or evidentiary hearing. This subtype includes:

- Dismissed (during trial)
- Acquittal
- Guilty Plea/Admit with Sentence (during trial)
- Conviction/ Offense Committed

Protection Order Dispositions: A subtype of case dispositions where the case is resolved without a bench or jury trial. This subtype includes:

- Voluntary Dismissal
- Involuntary Dismissal
- Transferred (before trial)
- Denied without Hearing
- Granted without Hearing
- Denied with Hearing
- Granted with Hearing

Juvenile Traffic Caseload Glossary

When to Count Filings: Cases are counted when the court receives the citation.

Juvenile Traffic Case Type: Cases that involve any matter that originates in the court as a traffic or civil infraction citation involving a juvenile that is classified as a misdemeanor or civil infraction violation for an adult.

Pending Cases: Cases requiring disposition or cases that have requests to modify or require enforcement of existing judgments.

- **Active Cases:** Pending cases that have not been classified as inactive.
- **Inactive Cases:** Pending cases administratively classified as inactive due to issues that require resolution (outside the courts' purview) before the adjudication process can be resumed. Examples include court-issued stays, warrants, and diversion.

Reopened Cases: Cases where judgments have been previously entered but have been restored to the pending caseload due to the filing of a request to modify or enforce existing judgments. Cases remanded with correction from appeals are included.

When to Count Dispositions: A juvenile case is considered disposed when adjudication of the matter occurs. Cases that require multiple types of adjudication are only counted as one type and are classified by hierarchies that are defined in the *Nevada Courts Statistical Reporting Dictionary* and can be found at <http://nvcourts.gov/>.

Non-Trial Dispositions: A subtype of case dispositions where the case is resolved without a bench or jury trial.

[Listed in hierarchal order, Other Manner of Disposition = lowest]

- Other Manner of Disposition
- Default Judgment (Civil Infraction Only)
- Uncontested Civil Violation (Civil Infraction Only)
- Bail Forfeiture
- Nolle Prosequi (before trial)
- Transferred to Another Juvenile Court (before/during trial)
- Dismissed (before trial)
- Guilty Plea /Admit with Sentence (before trial)
- Dismissed (after diversion)
- **Contested Civil Infractions:** A non-trial disposition subclassification where a judicial officer determines whether a person has committed the alleged civil infraction without a bench or jury trial. This subclassification includes:
 - FTA Default Judgment
 - Civil Infraction Dismissed
 - Civil Infraction Committed

Bench Trial Dispositions: A subtype of case dispositions where the case is resolved with a judicial officer determining both the issues of fact and law in a traffic case. This subtype includes:

- Dismissed (during trial)
- Acquittal
- Guilty Plea with Sentence (during trial)
- Conviction

