

# SIXTH JUDICIAL DISTRICT

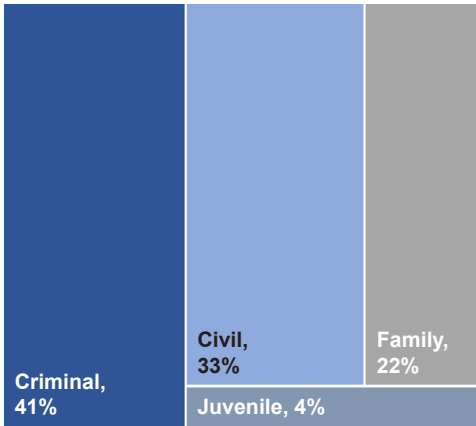


## SIXTH JUDICIAL DISTRICT CASELOAD FILINGS AND DISPOSITIONS Fiscal Year 2023<sup>a</sup>

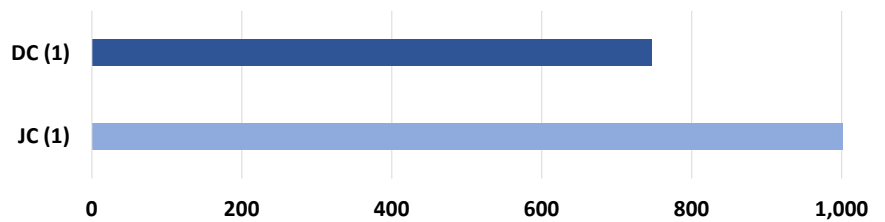
Court	Non-Traffic Cases					Traffic and Parking Cases <sup>b</sup>					
	Criminal Cases <sup>c</sup>	Civil Cases	Family Cases <sup>d</sup>	Juvenile Cases <sup>d</sup>	Total Non-Traf.	Total Disp.	Misd. Cases	Infraction Cases	Parking Cases	Total Traffic	Total Disp.
Humboldt County DC	146	138	387	75	746	599	74 <sup>f</sup>	0 <sup>f</sup>	-	74	97 <sup>g</sup>
Union Justice Court	566	437	-	-	1,003	978	1,686	956	2	2,644	2,510
<b>TOTAL</b>	<b>712</b>	<b>575</b>	<b>387</b>	<b>75</b>	<b>1,749</b>	<b>1,577</b>	<b>1,760</b>	<b>956</b>	<b>2</b>	<b>2,718</b>	<b>2,607</b>

- <sup>a</sup> Statistics include reopened cases.
- <sup>b</sup> Civil Infraction reporting began January 2023 and may include non-traffic infractions. Includes juvenile traffic statistics. District Courts do not report parking cases.
- <sup>c</sup> Criminal includes felony, gross misdemeanor, non-traffic misdemeanor, and criminal appeals (District Court only) filings.
- <sup>d</sup> Family and juvenile case types only heard in District Courts.
- <sup>f</sup> Civil infraction information may be included in the Traffic, Misdemeanor case type.
- <sup>g</sup> Includes administrative case closures.

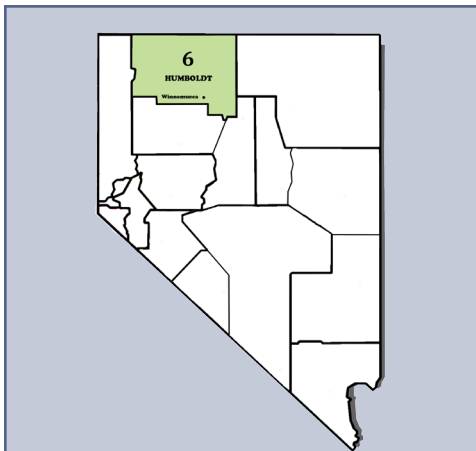
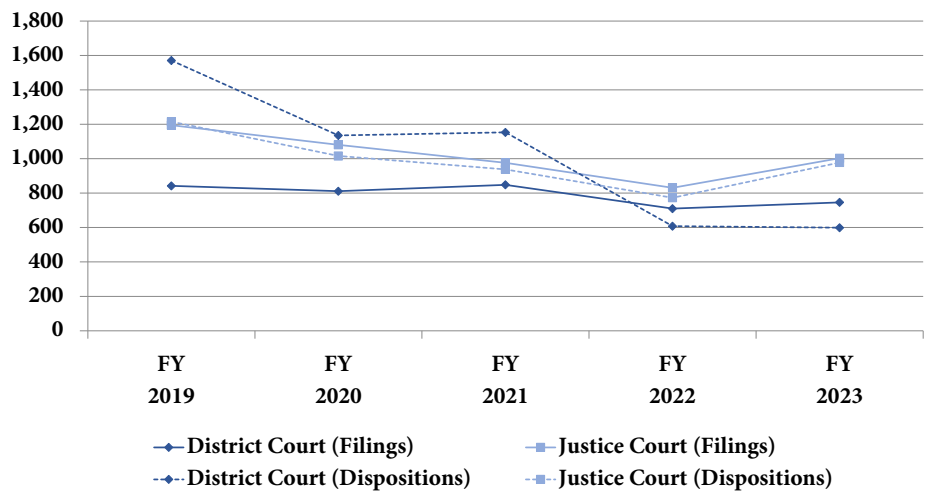
### NON-TRAFFIC CASE DISTRIBUTION



### NON-TRAFFIC TOTAL CASES PER JUDGE



### SIXTH JUDICIAL DISTRICT NON-TRAFFIC FILINGS AND DISPOSITIONS FISCAL YEARS 2019-23



### District Demographics

Population: 17,921 <sup>a</sup>  
 Geographic Size: 9,641 sq. mi. <sup>b</sup>  
 Population Density: 2/sq. mi.  
 Most Populous Township: Union

<sup>a</sup> Source: Nevada State Demographer  
<sup>b</sup> Source: U.S. Census Bureau

**QUICK  
FACTS**

**<1%** OF STATEWIDE NON-TRAFFIC CASELOAD  
**1%** OF STATEWIDE TRAFFIC CASELOAD