



ANNUAL REPORT
of the
NEVADA JUDICIARY

Fiscal Year 2017
Appendix Tables

Table of Contents

Figures and Summary Information:

| | | |
|-----------|---|--------|
| Figure 1: | Filings by Case Type, by Jurisdictional Level, Fiscal Years 2008-17 | Page 1 |
| Figure 2: | Non-traffic Distributions, by Jurisdictional Level, Fiscal Year 2017 | Page 1 |
| Table 1: | Summary of Population, Judicial Positions, and Cases Processed by Court | Page 2 |

Aggregate Comparison Tables, Fiscal Years 2016-17:

| | | |
|-----------|--|---------|
| Table A1: | District Court Non-Traffic Cases Filed | Page 4 |
| Table A2: | District Court Non-Traffic Cases Disposed | Page 5 |
| Table A3: | District Court Juvenile Traffic Cases Filed and Disposed | Page 6 |
| Table A4: | Justice Court Non-Traffic Cases Filed and Disposed | Page 8 |
| Table A5: | Justice Court Traffic Cases Filed and Disposed | Page 9 |
| Table A6: | Municipal Court Non-Traffic Cases Filed and Disposed | Page 10 |
| Table A7: | Municipal Court Traffic Cases Filed and Disposed | Page 11 |

Fiscal Year 2017 Caseload Statistics:

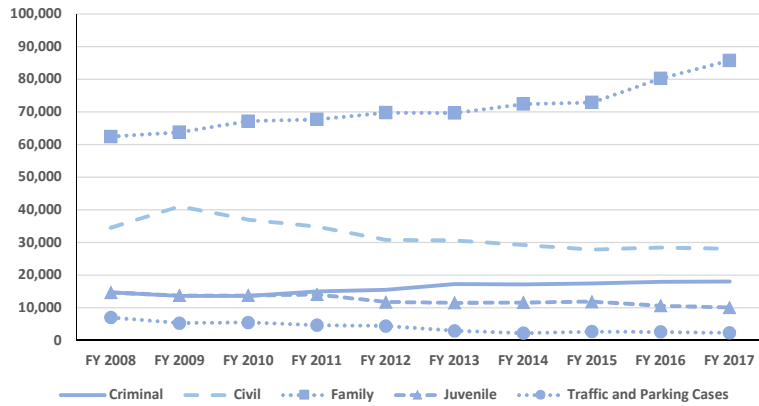
| | | |
|-------------|---|---------|
| Table B1-1: | District Court: Criminal Caseload, Aggregates | Page 12 |
| Table B1-2: | District Court: Criminal Caseload, Case Types: Felony | Page 14 |
| | Gross Misdemeanor | Page 17 |
| Table B2-1: | District Court: Civil Caseload, Aggregates | Page 20 |
| Table B2-2: | District Court: Civil Caseload, Case Types: Real Property and Tort | Page 23 |
| | Probate, Construction Defect, and Contract | Page 26 |
| | Judicial Review/Appeal, Civil Writ, and Other Civil | Page 29 |
| Table B3: | District Court: Family Caseload | Page 32 |
| Table B4: | District Court: Juvenile Non-Traffic Caseload | Page 35 |
| Table B5-1: | Justice Court: Criminal Caseload, Aggregate | Page 38 |
| Table B5-2: | Justice Court: Criminal Caseload, Case Types: Felony | Page 42 |
| | Gross Misdemeanor | Page 48 |
| | Misdemeanor | Page 54 |
| Table B6-1: | Justice Court: Civil Caseload, Aggregate | Page 60 |
| Table B6-2: | Justice Court: Civil Caseload, Case Types | Page 66 |
| Table B7-1: | Municipal Court: Criminal Caseload, Aggregates | Page 72 |
| Table B7-2: | Municipal Court: Criminal Caseload, Case Types | Page 74 |
| Table B8-1: | Municipal Court: Civil Caseload, Aggregates | Page 77 |
| Table B9: | Juvenile Traffic Caseload | Page 79 |

Glossary:

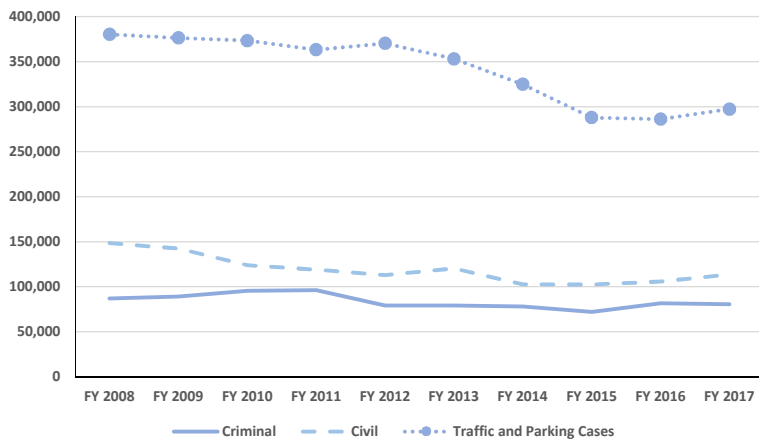
| | |
|------------------------------------|---------|
| Criminal Caseload Glossary | Page 80 |
| Civil Caseload Glossary | Page 82 |
| Family Caseload Glossary | Page 84 |
| Juvenile Caseload Glossary | Page 85 |
| Juvenile Traffic Caseload Glossary | Page 86 |

Figure 1. Nevada Trial Court Filings by Case Type, by Jurisdictional Level, Fiscal Years 2008-17.

District Court Filings, by Case Type, Fiscal Years 2008-17.



Justice Court Filings, by Case Type, Fiscal Years 2008-17.



Municipal Court Filings, by Case Type, Fiscal Years 2008-17.

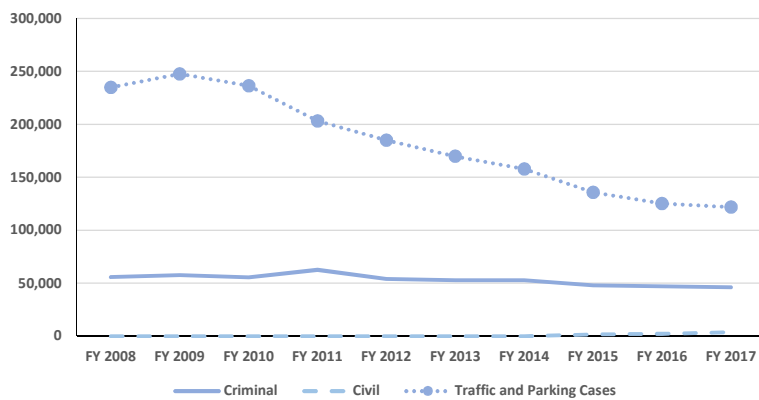
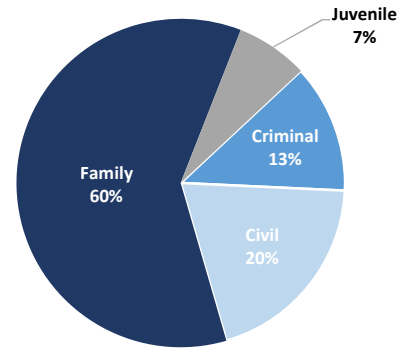
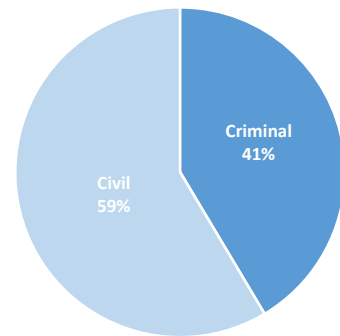


Figure 2. Nevada Trial Court Non-traffic Distributions, by Jurisdictional Level, Fiscal Year 2017.

FY 2017 District Court Non-Traffic Distribution



FY 2017 Justice Court Non-Traffic Distribution



FY 2017 Municipal Court Non-Traffic Distribution

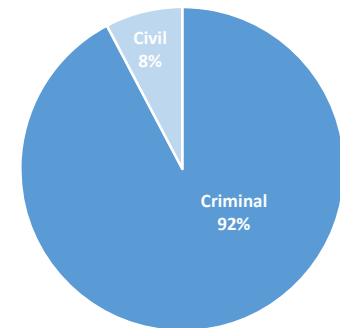


Table 1. Summary of Population, Judicial Positions, and Cases Processed by Court for Nevada Judiciary, Fiscal Year 2017.^a

| Nevada Trial Courts, Population, Judicial Position, and Caseload Summaries (1 of 2) | Population as of 7/1/2016 ^b | Authorized Judicial Positions ^c Elected/(Quasi) | Non-Traffic Cases | | | | Traffic & Parking ^d | |
|---|--|--|-----------------------------------|---------------------------------------|---------------------|----------------------|--------------------------------|--------------------|
| | | | Criminal Cases Filed ^f | Non-Criminal Cases Filed ^g | Total Cases Filed | Total Cases Disposed | Total Cases | Total Dispositions |
| Nevada Trial Court Totals | 2,953,375 | 180/(31.05) | 144,714 | 241,483 | 386,197 | 370,699 | 421,379 | 401,998 |
| District Courts | | 82/(27.30) | 18,011 | 123,888 | 141,899 | 135,473 | 2,315 | 2,247 |
| Justice Courts | | 67/(2.75) * | 80,454 | 113,736 | 194,190 | 188,133 | 297,171 | 280,284 |
| Municipal Courts | | 31/(1.00) * | 46,249 | 3,859 | 50,108 | 47,093 | 121,893 | 119,467 |
| First Judicial District | 59,225 | 2/(1) | 410 | 1,940 | 2,350 | 1,910 | 250 | 195 |
| Carson City District Court | 55,182 | | 405 | 1,897 | 2,302 | 1,868 | 243 | 190 |
| Storey County District Court | 4,043 | | 5 | 43 | 48 | 42 | 7 | 5 |
| Carson City | | | | | | | | |
| Carson City Justice Court | 55,182 | 2/(0.2) * | 2,437 | 2,878 | 5,315 | 4,813 ^h | 8,977 | 8,824 |
| Storey County | | | | | | | | |
| Virginia City Justice Court | 4,043 | 1 | 150 | 89 | 239 | 177 | 999 | 966 |
| Second Judicial District | 448,316 | 15/(7) | 3,096 | 15,182 | 18,278 | 15,454 | 1,140 | 1,166 |
| Washoe County District Court | 448,316 | | 3,096 | 15,182 ^j | 18,278 ^j | 15,454 | 1,140 | 1,166 |
| Washoe County | | | | | | | | |
| Incline Village Justice Court | 11,861 | 1 | 243 | 181 | 424 | 416 | 1,839 | 1,632 |
| Reno Justice Court | 288,960 | 6 | 5,906 | 8,428 | 14,334 | 13,147 | 21,370 | 20,333 |
| Sparks Justice Court | 144,614 | 3/(0.4) ^k | 2,918 | 4,183 | 7,101 | 8,858 ^h | 8,559 | 7,912 |
| Wadsworth Justice Court | 2,881 | 1 | 60 | 11 | 71 | 100 ^h | 2,481 | 2,683 |
| Reno Municipal Court | 242,158 | 4 | 8,509 | 142 | 8,651 | 7,689 | 9,479 | 9,655 |
| Sparks Municipal Court | 95,726 | 2 | 1,713 ^j | 33 | 1,746 ^j | 2,137 | 4,144 ^j | 4,232 |
| Third Judicial District | 53,644 | 2/(0.55) | 332 | 1,274 | 1,606 | 1,784 | 195 | 188 |
| Lyon County District Court | 53,644 | | 332 | 1,274 | 1,606 | 1,784 ^h | 195 | 188 |
| Lyon County | | | | | | | | |
| Canal Justice Court | 19,042 | 1 | 350 | 872 | 1,222 | 1,263 | 1,227 | 1,123 |
| Dayton Justice Court | 22,421 | 1 | 383 | 814 | 1,197 | 1,109 | 2,930 | 2,566 |
| Walker River Justice Court | 12,181 | 1 | 513 | 526 | 1,039 | 1,022 | 1,543 | 1,336 |
| Fernley Municipal Court | 19,042 | 1 | 377 | 0 | 377 | 335 | 2,137 | 1,964 |
| Yerington Municipal Court | 3,162 | 1 | 158 | 0 | 158 | 133 | 136 | 92 |
| Fourth Judicial District | 53,997 | 2/(1) | 534 | 2,048 | 2,582 | 2,523 | 210 | 208 |
| Elko County District Court | 53,997 | | 534 | 2,048 | 2,582 | 2,523 | 210 | 208 |
| Elko County | | | | | | | | |
| Carlin Justice Court | 2,909 | 1 * | 80 | 50 | 130 | 132 | 365 | 401 |
| Eastline Justice Court | 4,474 | 1 * | 104 | 94 | 198 | 163 | 666 | 598 |
| Elko Justice Court | 41,988 | 2 ^{k,*} | 1,491 | 1,105 | 2,596 | 2,770 ^h | 4,763 | 4,448 |
| Wells Justice Court | 4,626 | 1 * | 182 ^j | 36 ^j | 218 ^j | 178 ^h | 4,419 ^j | 4,267 |
| Carlin Municipal Court | 2,684 | 1 * | 114 | 0 | 114 | 96 | 99 | 122 |
| Elko Municipal Court | 20,704 | 2 ^{k,*} | 238 | 0 | 238 | 218 | 416 | 357 |
| Wells Municipal Court | 1,388 | 1 * | 27 ^j | 0 ^j | 27 ^j | 3 | 178 ^j | 168 |
| West Wendover Municipal Court | 4,474 | 1 * | 149 | 0 | 149 | 126 | 758 | 751 |
| Fifth Judicial District | 46,701 | 2/(0.12) | 364 | 1,530 | 1,894 | 1,416 | 86 | 30 |
| Esmeralda County District Court | 964 | | 0 | 40 | 40 | 12 | 6 | 3 |
| Nye County District Court | 45,737 | | 364 | 1,490 | 1,854 | 1,404 | 80 | 27 |
| Esmeralda County | | | | | | | | |
| Esmeralda Justice Court | 964 | 1 | 13 | 4 | 17 | 5 | 3,964 | 3,942 |
| Nye County | | | | | | | | |
| Beatty Justice Court | 2,084 | 1 ^l | 87 | 58 | 145 | 143 | 1,315 | 1,383 |
| Pahrump Justice Court | 39,024 | 2 ^l | 1,375 | 782 | 2,157 | 2,271 | 4,011 | 4,307 |
| Tonopah Justice Court | 4,629 | 1 | 230 | 80 | 310 | 250 | 4,438 | 3,863 |
| Sixth Judicial District | 16,853 | 1/(0.7) | 125 | 765 | 890 | 1,188 | 104 | 121 |
| Humboldt County District Court | 16,853 | | 125 | 765 | 890 | 1,188 ^h | 104 | 121 |
| Humboldt County | | | | | | | | |
| Union Justice Court | 16,853 | 1 | 923 | 622 | 1,545 | 1,511 | 7,173 | 6,468 |

* The judges in Carlin, Elko, Wells, and Eastline (West Wendover) Justice Courts also serve the respective Municipal Courts. Carson City Justice Court data combined with Municipal Court data for the consolidated municipality of Carson City.

^a Totals reflect aggregate information from the Nevada Trial Courts. Information contained herein may reflect non-standard reporting and is noted by subsequent footnotes. See appendix tables B1-B9 for greater detailed statistics and clarifying footnotes.

^b Source: Nevada State Demographer 2016 certified estimates. "Township boundaries may not correspond to incorporated cities, and are estimated using a different method than the city/town estimates. Because of this, they will differ from city estimates."

^c Elected positions per NRS 3.011-3.0197, NRS 4.020, and NRS 5.020. Quasi-judicial include positions such as masters, commissioners, referees, and traffic judges in accordance with NRCP and JCRCP Rule 53. All information as of 6/30/2017.

^d Traffic cases and dispositions include juvenile traffic statistics. Counts include reopened cases.

^f Criminal cases include felony, gross misdemeanor, non-traffic misdemeanor, and criminal appeals. Traffic and parking violations are not included. Counts include reopened cases.

^g Non-criminal cases include civil, family, and juvenile (non-traffic) cases for District Court and civil cases for Justice and Municipal Courts. Counts include reopened cases.

^h Includes administrative case closures.

^j Reopened cases are not reported or are under-reported.

^k Court added one judicial position mid-fiscal year.

^l The Beatty Township Justice of the Peace served as judge in both the Beatty and Pahrump Townships during fiscal year 2017.

Source: Uniform System for Judicial Records, Nevada AOC, Research and Statistics Unit.

Table 1. Summary of Population, Judicial Positions, and Cases Processed by Court for Nevada Judiciary, Fiscal Year 2017.^a

| Nevada Trial Courts, Population, Judicial Position, and Caseload Summaries (1 of 2) | Population as of 7/1/2016 ^b | Authorized Judicial Positions ^c Elected/(Quasi) | Non-Traffic Cases | | | | Traffic & Parking ^d | |
|---|--|--|-----------------------------------|---------------------------------------|---------------------|----------------------|--------------------------------|----------------------|
| | | | Criminal Cases Filed ^f | Non-Criminal Cases Filed ^g | Total Cases Filed | Total Cases Disposed | Total Cases | Total Dispositions |
| Seventh Judicial District | 17,429 | 2/(0.25) | 183 | 567 | 750 | 711 | 0 | 0 |
| Eureka County District Court | 1,959 | | 9 | 23 | 32 | 31 | (m) | (m) |
| Lincoln County District Court | 5,057 | | 35 | 93 | 128 | 99 ^h | (m) | (m) |
| White Pine County District Court | 10,413 | | 139 | 451 | 590 | 581 ^h | (m) | (m) |
| Eureka County | | | | | | | | |
| Eureka Justice Court | 1,959 | 1 | 49 | 36 | 85 | 94 | 636 | 718 |
| Lincoln County | | | | | | | | |
| Meadow Valley Justice Court | 3,431 | 1 [*] | 107 | 58 | 165 | 133 | 897 | 866 |
| Pahrnagat Valley Justice Court | 1,626 | 1 | 68 | 9 | 77 | 82 | 2,786 | 2,759 |
| Caliente Municipal Court | 1,031 | 1 [*] | 0 | 0 | 0 | 0 | 0 | 0 |
| White Pine County | | | | | | | | |
| Ely Justice Court | 10,413 | 1 | 258 | 328 | 586 | 526 | 3,076 | 2,893 |
| Ely Municipal Court | 4,065 | 1 | 144 ⁱ | 2 ^j | 146 ^j | 166 | 329 ^j | 386 |
| Eighth Judicial District | 2,166,181 | 52/(14) | 12,340 | 97,360 | 109,700 | 106,850 | 0 | 0 |
| Clark County District Court | 2,166,181 | | 12,340 | 97,360 | 109,700 | 106,850 | (m) | (m) |
| Clark County | | | | | | | | |
| Boulder Justice Court | 16,903 | 1 [*] | 88 | 292 | 380 | 416 ^h | 951 | 1,059 |
| Bunkerville Justice Court | 1,096 | 1 | 24 | 5 | 29 | 29 | 934 | 950 |
| Goodsprings Justice Court | 4,447 | 1 | 300 | 40 | 340 | 340 ^h | 7,950 | 8,643 |
| Henderson Justice Court | 295,450 | 3 | 2,280 | 6,261 | 8,541 | 8,196 | 5,739 | 5,515 |
| Las Vegas Justice Court | 1,541,384 | 14/(2.15) | 52,286 | 75,952 | 128,238 | 124,574 ⁿ | 150,504 ^o | 144,994 ⁿ |
| Laughlin Justice Court | 9,425 | 1 | 724 | 194 | 918 | 925 | 6,850 | 6,198 |
| Mesquite Justice Court | 20,108 | 1 [*] | 136 | 249 | 385 | 432 ^h | 0 | 0 |
| Moapa Justice Court | 1,699 | 1 | 61 | 12 | 73 | 76 | 931 | 1,010 |
| Moapa Valley Justice Court | 7,298 | 1 | 112 | 48 | 160 | 157 | 628 | 582 |
| North Las Vegas Justice Court | 267,209 | 3 | 2,648 | 7,283 | 9,931 | 8,791 | 868 | 986 |
| Searchlight Justice Court | 1,162 | 1 | 49 | 23 | 72 | 45 | 2,514 | 2,653 |
| Boulder Municipal Court | 16,298 | 1 [*] | 293 | 7 | 300 | 307 | 2,145 | 2,165 |
| Henderson Municipal Court | 294,359 | 3 | 5,790 | 173 | 5,963 | 5,726 | 18,679 | 19,619 |
| Las Vegas Municipal Court | 629,649 | 6/(1) | 21,522 | 3,205 ⁱ | 24,727 ⁱ | 24,234 | 64,225 | 62,423 |
| Mesquite Municipal Court | 19,991 | 1 [*] | 681 | 6 | 687 | 544 | 1,258 | 1,000 |
| North Las Vegas Municipal Court | 240,708 | 2 ^p | 6,255 | 288 | 6,543 | 5,132 | 17,408 | 16,048 |
| Ninth Judicial District | 48,235 | 2/(0.5) | 186 | 1,003 | 1,189 | 1,158 | 188 | 186 |
| Douglas County District Court | 48,235 | | 186 ⁱ | 1,003 ⁱ | 1,189 ⁱ | 1,158 | 188 ⁱ | 186 |
| Douglas County | | | | | | | | |
| East Fork Justice Court | 40,387 | 1 | 1,139 | 757 | 1,896 | 1,669 | 7,240 | 6,949 |
| Tahoe Justice Court | 7,848 | 1 | 656 | 124 | 780 | 730 | 3,437 | 3,418 |
| Tenth Judicial District | 25,266 | 1/(0.58) | 243 | 1,542 | 1,785 | 1,801 | 95 | 102 |
| Churchill County District Court | 25,266 | | 243 | 1,542 | 1,785 | 1,801 | 95 | 102 |
| Churchill County | | | | | | | | |
| New River Justice Court | 25,266 | 1 | 736 | 737 | 1,473 | 1,296 | 3,915 | 3,253 |
| Fallon Municipal Court | 8,874 | 1 | 279 | 3 | 282 | 247 | 502 | 485 |
| Eleventh Judicial District | 17,528 | 1/(1.6) | 198 | 677 | 875 | 678 | 47 | 51 |
| Lander County District Court | 6,257 | | 46 | 166 | 212 | 148 | 0 | 1 |
| Mineral County District Court | 4,578 | | 49 | 105 | 154 | 148 ^h | 0 | 0 |
| Pershing County District Court | 6,693 | | 103 | 406 | 509 | 382 | 47 | 50 |
| Lander County | | | | | | | | |
| Argenta Justice Court | 5,954 | 1 | 213 | 169 | 382 | 430 | 1,717 | 1,829 |
| Austin Justice Court | 303 | 1 | 17 | 2 | 19 | 24 | 922 | 905 |
| Mineral County | | | | | | | | |
| Hawthorne Justice Court | 4,578 | 1 | 615 | 138 | 753 | 241 ⁱ | 8,874 | 3,294 ⁱ |
| Pershing County | | | | | | | | |
| Lake Justice Court | 6,693 | 1 | 443 | 206 | 649 | 599 | 4,763 | 3,758 |

* The judges in Meadow Valley (Caliente), Boulder, and Mesquite Justice Courts also serve the respective Municipal Courts.
^a Totals reflect aggregate information from the Nevada Trial Courts. Information contained herein may reflect non-standard reporting and is noted by subsequent footnotes. See appendix tables B1-B9 for greater detailed statistics and clarifying footnotes.
^b Source: Nevada State Demographer 2016 certified estimates. "Township boundaries may not correspond to incorporated cities, and are estimated using a different method than the city/town estimates. Because of this, they will differ from city estimates."
^c Elected positions per NRS 3.011-3.0197, NRS 4.020, and NRS 5.020. Quasi-judicial include positions such as masters, commissioners, referees, and traffic judges in accordance with NRCP and JCRCP Rule 53. All information as of 6/30/2017.
^d Traffic cases and dispositions include juvenile traffic statistics. Counts include reopened cases.
^f Criminal cases include felony, gross misdemeanor, non-traffic misdemeanor, and criminal appeals. Traffic and parking violations are not included. Counts include reopened cases.
^g Non-criminal cases include civil, family, and juvenile (non-traffic) cases for District Court and civil cases for Justice and Municipal Courts. Counts include reopened cases.
^h Includes administrative case closures.
ⁱ Incomplete data.
^j Reopened cases are not reported or are under-reported.
^m Juvenile traffic violations handled and reported by Justice Courts.
ⁿ Reported dispositions exclude 7,125 and 179 administrative closures of older criminal and traffic cases, respectively. To provide a better representation of current cases addressed by the court this fiscal year, these administrative closures were omitted from this table but are noted here for general information.
^o Reopened juvenile traffic cases are not reported.
^p Court reduced judicial positions to one at the start of fiscal year 2018.
 Source: Uniform System for Judicial Records, Nevada AOC, Research and Statistics Unit.

Table A1. Summary of District Court Cases Filed, Fiscal Years 2016-17. ^a
 (See Table A3 for Juvenile Traffic.)

| Court | Criminal (Non-Traffic) Cases Filed ^b | | Civil Cases Filed | | Family Cases Filed | | Juvenile Non-Traffic Cases Filed | | Total Non-Traffic Cases Filed ^b | |
|-----------------------------------|---|------------------|----------------------|------------------|-----------------------|------------------|--|--------------------|--|--------------------|
| | FY 2016 | FY 2017 | FY 2016 | FY 2017 | FY 2016 | FY 2017 | FY 2016 | FY 2017 | FY 2016 | FY 2017 |
| First Judicial District | | | | | | | | | | |
| Carson City District Court | 389 | 405 | 536 | 517 | 1,168 | 1,198 | 147 | 182 | 2,240 | 2,302 |
| Storey County District Court | 11 | 5 | 29 | 28 | 27 | 13 | 3 | 2 | 70 | 48 |
| Second Judicial District | | | | | | | | | | |
| Washoe County District Court | 3,034 | 3,096 | 3,366 | 3,351 | 9,755 | 10,411 | 1,377 ^c | 1,420 ^c | 17,532 | 18,278 |
| Third Judicial District | | | | | | | | | | |
| Lyon County District Court | 283 | 332 | 278 | 277 | 919 | 736 | 349 | 261 | 1,829 | 1,606 |
| Fourth Judicial District | | | | | | | | | | |
| Elko County District Court | 641 | 534 | 329 | 319 | 1,308 | 1,312 | 541 | 417 | 2,819 | 2,582 |
| Fifth Judicial District | | | | | | | | | | |
| Esmeralda County District Court | 0 | 0 | 11 | 32 | 8 | 3 | 2 | 5 | 21 | 40 |
| Nye County District Court | 406 | 364 | 421 | 496 | 727 | 650 | 402 | 344 | 1,956 | 1,854 |
| Sixth Judicial District | | | | | | | | | | |
| Humboldt County District Court | 117 | 125 | 183 | 208 | 302 | 437 | 142 | 120 | 744 | 890 |
| Seventh Judicial District | | | | | | | | | | |
| Eureka County District Court | 5 | 9 | 19 | 8 | 10 | 10 | 4 | 5 | 38 | 32 |
| Lincoln County District Court | 37 | 35 | 35 | 42 | 39 | 38 | 13 | 13 | 124 | 128 |
| White Pine County District Court | 164 | 139 | 134 | 196 | 136 | 164 | 124 | 91 | 558 | 590 |
| Eighth Judicial District | | | | | | | | | | |
| Clark County District Court | 12,147 | 12,340 | 22,262 | 21,936 | 63,504 | 68,858 | 6,725 | 6,566 | 104,638 | 109,700 |
| Ninth Judicial District | | | | | | | | | | |
| Douglas County District Court | 274 | 186 ^d | 516 | 300 ^d | 946 | 639 ^d | 69 | 64 ^d | 1,805 | 1,189 ^d |
| Tenth Judicial District | | | | | | | | | | |
| Churchill County District Court | 306 | 243 | 173 | 180 | 1,178 | 1,020 | 399 | 342 | 2,056 | 1,785 |
| Eleventh Judicial District | | | | | | | | | | |
| Lander County District Court | 48 | 46 | 37 | 53 | 60 | 89 | 30 | 24 | 175 | 212 |
| Mineral County District Court | 43 | 49 | 36 | 25 | 80 | 75 | 11 | 5 | 170 | 154 |
| Pershing County District Court | 85 | 103 | 106 | 93 | 90 | 96 | 280 | 217 | 561 | 509 |
| Total | 17,990 | 18,011 | 28,471 | 28,061 | 80,257 | 85,749 | 10,618 | 10,078 | 137,336 | 141,899 |

^a Case statistics include reopened cases.

^b Includes appeals of lower jurisdiction courts.

^c Reopened cases under-reported.

^d Reopened cases not reported.

Source: Uniform System for Judicial Records, Nevada AOC, Research and Statistics Unit.

Table A2. Summary of District Court Cases Disposed, Fiscal Years 2016-17.^a

(See Table A3 for Juvenile Traffic.)

| Court | Criminal (Non-Traffic) Cases Disposed ^b | | Civil Cases Disposed | | Family Cases Disposed | | Juvenile Non-Traffic Cases Disposed | | Total Non-Traffic Cases Disposed ^b | |
|-----------------------------------|--|------------------|-------------------------|------------------|--------------------------|------------------|---|------------------|---|----------------|
| | FY 2016 | FY 2017 | FY 2016 | FY 2017 | FY 2016 | FY 2017 | FY 2016 | FY 2017 | FY 2016 | FY 2017 |
| | First Judicial District | | | | | | | | | |
| Carson City District Court | 272 | 262 | 387 | 383 | 1,115 | 1,124 | 104 | 99 | 1,878 | 1,868 |
| Storey County District Court | 1 | 1 | 38 | 25 | 24 | 16 | 4 | 0 | 67 | 42 |
| Second Judicial District | | | | | | | | | | |
| Washoe County District Court | 2,190 | 2,194 | 3,498 | 3,114 | 7,847 | 9,004 | 889 | 1,142 | 14,424 | 15,454 |
| Third Judicial District | | | | | | | | | | |
| Lyon County District Court | 252 | 303 | 549 ^c | 354 ^c | 1,068 | 889 ^c | 376 | 238 | 2,245 | 1,784 |
| Fourth Judicial District | | | | | | | | | | |
| Elko County District Court | 794 | 557 | 263 | 264 | 1,518 | 1,260 | 645 | 442 | 3,220 | 2,523 |
| Fifth Judicial District | | | | | | | | | | |
| Esmeralda County District Court | 5 | 6 | 2 | 6 | 4 | 0 | 2 | 0 | 13 | 12 |
| Nye County District Court | 360 | 360 | 293 | 295 | 555 | 490 | 335 | 259 | 1,543 | 1,404 |
| Sixth Judicial District | | | | | | | | | | |
| Humboldt County District Court | 137 | 131 | 194 | 220 | 347 ^d | 625 ^c | 84 | 212 ^c | 762 | 1,188 |
| Seventh Judicial District | | | | | | | | | | |
| Eureka County District Court | 6 | 11 | 28 | 8 | 7 | 10 | 6 | 2 | 47 | 31 |
| Lincoln County District Court | 40 | 49 ^c | 27 | 16 | 26 | 19 | 12 | 15 | 105 | 99 |
| White Pine County District Court | 166 | 162 ^c | 109 | 181 | 121 | 147 | 129 | 91 | 525 | 581 |
| Eighth Judicial District | | | | | | | | | | |
| Clark County District Court | 12,042 | 12,283 | 18,954 | 23,857 | 61,212 ^d | 64,391 | 6,324 | 6,319 | 98,532 | 106,850 |
| Ninth Judicial District | | | | | | | | | | |
| Douglas County District Court | 120 | 168 | 239 | 266 | 645 | 660 | 39 | 64 | 1,043 | 1,158 |
| Tenth Judicial District | | | | | | | | | | |
| Churchill County District Court | 308 | 244 | 167 | 184 | 1,138 | 1,033 | 374 | 340 | 1,987 | 1,801 |
| Eleventh Judicial District | | | | | | | | | | |
| Lander County District Court | 28 | 42 | 23 | 25 | 57 | 67 | 17 | 14 | 125 | 148 |
| Mineral County District Court | 17 | 35 | 8 | 15 | 13 | 94 ^c | 2 | 4 | 40 | 148 |
| Pershing County District Court | 94 | 89 | 98 | 69 | 56 | 42 | 257 | 182 | 505 | 382 |
| Total | 16,832 | 16,897 | 24,877 | 29,282 | 75,753 | 79,871 | 9,599 | 9,423 | 127,061 | 135,473 |

^a Case statistics include cases that may have been reopened.

^b Includes appeals of lower jurisdiction courts.

^c Includes administrative case closures.

^d In fiscal year 2016, there were 1,269 and 69,992 administrative closures of older cases for the 6th and 8th Judicial District Courts, respectively. To provide a better representation of current cases addressed by the court this fiscal year, these administrative closures were omitted from this table but are noted here for general information.

Source: Uniform System for Judicial Records, Nevada AOC, Research and Statistics Unit.

Table A3. Summary of Juvenile Traffic Cases Filed and Disposed in District Court, Fiscal Years 2016-17.^a

| Court | Total Cases | | Total Charges | | Total Disposed | |
|-----------------------------------|------------------|------------------|---------------|--------------|----------------|--------------|
| | FY 2016 | FY 2017 | FY 2016 | FY 2017 | FY 2016 | FY 2017 |
| First Judicial District | | | | | | |
| Carson City District Court | 264 | 243 | 345 | 319 | 170 | 190 |
| Storey County District Court | 5 | 7 | 6 | 8 | 3 | 5 |
| Second Judicial District | | | | | | |
| Washoe County District Court | 1,260 | 1,140 | 1,818 | 1,648 | 1,299 | 1,166 |
| Third Judicial District | | | | | | |
| Lyon County District Court | 205 | 195 | 269 | 275 | 207 | 188 |
| Fourth Judicial District | | | | | | |
| Elko County District Court | 332 | 210 | 489 | 256 | 357 | 208 |
| Fifth Judicial District | | | | | | |
| Esmeralda County District Court | 3 | 6 | 3 | 6 | 5 | 3 |
| Nye County District Court | 74 | 80 | 86 | 98 | 27 | 27 |
| Sixth Judicial District | | | | | | |
| Humboldt County District Court | 113 | 104 | 131 | 124 | 28 | 121 |
| Seventh Judicial District | | | | | | |
| Eureka County District Court | (b) | (b) | (b) | (b) | (b) | (b) |
| Lincoln County District Court | (b) | (b) | (b) | (b) | (b) | (b) |
| White Pine County District Court | (b) | (b) | (b) | (b) | (b) | (b) |
| Eighth Judicial District | | | | | | |
| Clark County District Court | (b) | (b) | (b) | (b) | (b) | (b) |
| Ninth Judicial District | | | | | | |
| Douglas County District Court | 178 ^c | 188 ^c | 236 | 257 | 214 | 186 |
| Tenth Judicial District | | | | | | |
| Churchill County District Court | 96 | 95 | 113 | 98 | 107 | 102 |
| Eleventh Judicial District | | | | | | |
| Lander County District Court | 4 | 0 | 7 | 0 | 1 | 1 |
| Mineral County District Court | 2 | 0 | 2 | 0 | 0 | 0 |
| Pershing County District Court | 47 | 47 | 47 | 47 | 41 | 50 |
| Total | 2,583 | 2,315 | 3,552 | 3,136 | 2,459 | 2,247 |

^a Case statistics include reopened cases.

^b Juvenile traffic violations handled and reported by Justice Courts.

^c Reopened cases not reported.

Source: Uniform System for Judicial Records, Nevada AOC, Research and Statistics Unit.

(Page intentionally left blank)

Table A4. Summary of Justice Court Cases Filed and Disposed, Fiscal Years 2016-17.^a
(See Table A5 for traffic data.)

| Court | Criminal Cases | | | | Civil Cases | | | |
|-----------------------------------|------------------|------------------|------------------|---------------------|-----------------|-----------------|---------------------|--------------------|
| | Filed | | Disposed | | Filed | | Disposed | |
| | FY 2016 | FY 2017 | FY 2016 | FY 2017 | FY 2016 | FY 2017 | FY 2016 | FY 2017 |
| First Judicial District | | | | | | | | |
| Carson City | | | | | | | | |
| Carson City Justice Court | 2,291 | 2,437 | 1,397 | 1,532 | 2,753 | 2,878 | 3,427 ^b | 3,281 ^b |
| Storey County | | | | | | | | |
| Virginia City Justice Court | 155 | 150 | 115 | 132 | 42 | 89 | 37 | 45 |
| Second Judicial District | | | | | | | | |
| Washoe County | | | | | | | | |
| Incline Village Justice Court | 232 | 243 | 247 | 231 | 154 | 181 | 138 | 185 |
| Reno Justice Court | 5,862 | 5,906 | 5,763 | 6,199 | 7,851 | 8,428 | 7,099 | 6,948 |
| Sparks Justice Court | 3,090 | 2,918 | 3,070 | 2,904 | 4,252 | 4,183 | 4,161 | 5,954 ^b |
| Wadsworth Justice Court | 84 | 60 | 99 | 77 | 16 | 11 | 6 | 23 ^b |
| Third Judicial District | | | | | | | | |
| Lyon County | | | | | | | | |
| Canal Justice Court | 378 | 350 | 366 | 344 | 911 | 872 | 845 | 919 |
| Dayton Justice Court | 397 | 383 | 355 | 365 | 786 | 814 | 728 | 744 |
| Walker River Justice Court | 516 | 513 | 467 | 517 | 556 | 526 | 554 | 505 |
| Fourth Judicial District | | | | | | | | |
| Elko County | | | | | | | | |
| Carlin Justice Court | 93 | 80 | 110 | 75 | 111 | 50 | 92 | 57 |
| Eastline Justice Court | 109 | 104 | 101 | 85 | 105 | 94 | 84 | 78 |
| Elko Justice Court | 1,513 | 1,491 | 1,423 | 1,306 | 1,293 | 1,105 | 1,273 | 1,464 ^b |
| Jackpot Justice Court | 50 | (c) | 92 | (c) | 26 | (c) | 9 | (c) |
| Wells Justice Court | 231 ^d | 182 ^d | 87 | 101 | 54 ^d | 36 ^d | 51 | 77 ^b |
| Fifth Judicial District | | | | | | | | |
| Esmeralda County | | | | | | | | |
| Esmeralda Justice Court | 14 | 13 | 5 | 2 | 15 | 4 | 14 | 3 |
| Nye County | | | | | | | | |
| Beatty Justice Court | 120 | 87 | 137 | 101 | 31 | 58 | 24 | 42 |
| Pahrump Justice Court | 1,477 | 1,375 | 1,415 | 1,536 | 743 | 782 | 691 | 735 |
| Tonopah Justice Court | 211 | 230 | 193 | 181 | 73 | 80 | 81 | 69 |
| Sixth Judicial District | | | | | | | | |
| Humboldt County | | | | | | | | |
| Union Justice Court | 1,048 | 923 | 947 | 936 | 587 | 622 | 496 | 575 |
| Seventh Judicial District | | | | | | | | |
| Eureka County | | | | | | | | |
| Eureka Justice Court | 63 | 49 | 76 ^f | 54 | 23 | 36 | 36 ^f | 40 |
| Lincoln County | | | | | | | | |
| Meadow Valley Justice Court | 111 | 107 | 84 | 82 | 71 | 58 | 72 | 51 |
| Pahrnanagat Valley Justice Court | 118 | 68 | 99 | 72 | 2 | 9 | 35 ^b | 10 |
| White Pine County | | | | | | | | |
| Ely (No. 1) Justice Court | 334 | 258 | 334 | 268 | 292 | 328 | 233 | 258 |
| Eighth Judicial District | | | | | | | | |
| Clark County | | | | | | | | |
| Boulder Justice Court | 121 | 88 | 130 | 136 ^b | 302 | 292 | 362 ^b | 280 |
| Bunkerville Justice Court | 39 | 24 | 25 | 26 | 6 | 5 | 2 | 3 |
| Goodsprings Justice Court | 248 | 300 | 206 | 288 | 57 | 40 | 84 | 52 ^b |
| Henderson Justice Court | 2,589 | 2,280 | 2,309 | 2,433 | 5,981 | 6,261 | 5,806 | 5,763 |
| Las Vegas Justice Court | 52,143 | 52,286 | 46,742 | 46,033 ^g | 69,222 | 75,952 | 85,220 ^b | 78,541 |
| Laughlin Justice Court | 971 | 724 | 726 | 767 | 181 | 194 | 182 | 158 |
| Mesquite Justice Court | 113 | 136 | 135 | 197 ^b | 235 | 249 | 229 | 235 |
| Moapa Justice Court | 72 | 61 | 80 | 68 | 9 | 12 | 13 | 8 |
| Moapa Valley Justice Court | 134 | 112 | 119 | 114 | 72 | 48 | 59 | 43 |
| North Las Vegas Justice Court | 2,728 | 2,648 | 2,568 | 2,762 | 6,912 | 7,283 | 6,133 | 6,029 |
| Searchlight Justice Court | 66 | 49 | 38 | 31 | 9 | 23 | 5 | 14 |
| Ninth Judicial District | | | | | | | | |
| Douglas County | | | | | | | | |
| East Fork Justice Court | 1,304 | 1,139 | 1,181 | 1,117 | 752 | 757 | 687 | 552 |
| Tahoe Justice Court | 892 | 656 | 742 | 603 | 162 | 124 | 164 | 127 |
| Tenth Judicial District | | | | | | | | |
| Churchill County | | | | | | | | |
| New River Justice Court | 874 | 736 | 856 | 688 | 827 | 737 | 610 | 608 |
| Eleventh Judicial District | | | | | | | | |
| Lander County | | | | | | | | |
| Argenta Justice Court | 211 | 213 | 231 | 244 | 169 | 169 | 159 | 186 |
| Austin Justice Court | 7 | 17 | 18 ^b | 23 | 4 | 2 | 1 | 1 |
| Mineral County | | | | | | | | |
| Hawthorne Justice Court | 427 | 615 | 244 ⁱ | 226 ⁱ | 154 | 138 | 54 ⁱ | 15 ⁱ |
| Pershing County | | | | | | | | |
| Lake Justice Court | 357 | 443 | 294 | 432 | 182 | 206 | 65 | 167 |
| Total | 81,793 | 80,454 | 73,626 | 73,288 | 105,983 | 113,736 | 120,021 | 114,845 |

^a Case statistics include reopened cases.

^b Includes administrative closures.

^c Jackpot Justice Court closed June 2016.

^d Reopened cases not reported.

^f Includes 1 criminal and 11 traffic cases disposed by Eureka Justice Court that were filed in Beowawe Justice Court (closed June 2015).

^g Reported dispositions exclude 7,125 administrative closures of older criminal cases. To provide a better representation of current cases addressed by the court this fiscal year, these administrative closures were omitted from this table but are noted here for general information.

ⁱ Incomplete data.

Source: Uniform System for Judicial Records, Nevada AOC, Research and Statistics Unit.

Table A5. Summary of Justice Court Traffic Cases Filed and Disposed, Fiscal Years 2016-17.^a

| Court | Total Cases | | Total Charges | | Total Disposed | |
|-----------------------------------|----------------------|----------------------|----------------------------|----------------|--------------------|----------------------|
| | FY 2016 | FY 2017 | FY 2016 | FY 2017 | FY 2016 | FY 2017 |
| First Judicial District | | | | | | |
| Carson City | | | | | | |
| Carson City Justice Court | 8,637 | 8,977 | 11,029 | 11,743 | 8,641 | 8,824 |
| Storey County | | | | | | |
| Virginia City Justice Court | 773 | 999 | 1,041 | 1,294 | 662 | 966 |
| Second Judicial District | | | | | | |
| Washoe County | | | | | | |
| Incline Village Justice Court | 1,771 | 1,839 | 2,066 | 2,108 | 1,586 | 1,632 |
| Reno Justice Court | 15,465 | 21,370 | 20,008 ^r | 26,568 | 15,597 | 20,333 |
| Sparks Justice Court | 6,795 | 8,559 | 8,711 | 10,549 | 7,085 | 7,912 |
| Wadsworth Justice Court | 3,103 | 2,481 | 3,743 | 2,946 | 2,945 | 2,683 |
| Third Judicial District | | | | | | |
| Lyon County | | | | | | |
| Canal Justice Court | 763 | 1,227 | 975 | 1,600 | 743 | 1,123 |
| Dayton Justice Court | 2,286 | 2,930 | 2,844 | 3,725 | 2,255 | 2,566 |
| Walker River Justice Court | 1,603 | 1,543 | 1,988 | 1,867 | 1,491 | 1,336 |
| Fourth Judicial District | | | | | | |
| Elko County | | | | | | |
| Carlin Justice Court | 552 | 365 | 664 | 454 | 501 | 401 |
| Eastline Justice Court | 544 | 666 | 628 | 833 | 519 | 598 |
| Elko Justice Court | 5,887 | 4,763 | 7,409 | 5,893 | 5,534 | 4,448 |
| Jackpot Justice Court | 1,339 | (b) | 1,474 | (b) | 1,608 | (b) |
| Wells Justice Court | 2,759 ^c | 4,419 ^c | 3,346 | 5,461 | 3,116 | 4,267 |
| Fifth Judicial District | | | | | | |
| Esmeralda County | | | | | | |
| Esmeralda Justice Court | 4,477 | 3,964 | 5,002 | 4,492 | 4,399 | 3,942 |
| Nye County | | | | | | |
| Beatty Justice Court | 1,756 | 1,315 | 2,023 | 1,479 | 1,698 | 1,383 |
| Pahrump Justice Court | 4,518 | 4,011 | 5,534 | 5,053 | 4,240 | 4,307 |
| Tonopah Justice Court | 4,578 | 4,438 | 5,085 | 4,969 | 4,059 | 3,863 |
| Sixth Judicial District | | | | | | |
| Humboldt County | | | | | | |
| Union Justice Court | 6,054 | 7,173 | 7,162 | 8,307 | 5,737 | 6,468 |
| Seventh Judicial District | | | | | | |
| Eureka County | | | | | | |
| Eureka Justice Court | 832 | 636 | 958 | 739 | 928 ^d | 718 |
| Lincoln County | | | | | | |
| Meadow Valley Justice Court | 1,005 | 897 | 1,107 | 954 | 935 | 866 |
| Pahrnanagat Valley Justice Court | 2,888 | 2,786 | 3,113 | 2,976 | 2,689 | 2,759 |
| White Pine County | | | | | | |
| Ely (No. 1) Justice Court | 2,591 | 3,076 | 2,890 | 3,386 | 2,209 | 2,893 |
| Eighth Judicial District | | | | | | |
| Clark County | | | | | | |
| Boulder Justice Court | 1,320 | 951 | 1,527 | 1,113 | 1,093 | 1,059 |
| Bunkerville Justice Court | 1,238 | 934 | 1,424 | 1,069 | 1,373 | 950 |
| Goodsprings Justice Court | 10,753 | 7,950 | 12,740 | 9,696 | 12,001 | 8,643 |
| Henderson Justice Court | 5,684 | 5,739 | 7,327 | 7,020 | 5,787 | 5,515 |
| Las Vegas Justice Court | 145,284 ^f | 150,504 ^f | 202,285 | 203,842 | 135,458 | 144,994 ^g |
| Laughlin Justice Court | 7,522 | 6,850 | 9,137 | 8,436 | 9,640 ^h | 6,198 |
| Mesquite Justice Court | 0 | 0 | 9 | 7 | 1 | 0 |
| Moapa Justice Court | 1,133 | 931 | 1,356 | 1,089 | 1,265 | 1,010 |
| Moapa Valley Justice Court | 706 | 628 | 910 | 836 | 681 | 582 |
| North Las Vegas Justice Court | 1,254 | 868 | 1,706 | 1,215 | 1,674 ^h | 986 |
| Searchlight Justice Court | 3,291 | 2,514 | 3,859 | 2,893 | 3,096 | 2,653 |
| Ninth Judicial District | | | | | | |
| Douglas County | | | | | | |
| East Fork Justice Court | 7,337 | 7,240 | 8,558 | 8,489 | 7,124 | 6,949 |
| Tahoe Justice Court | 3,683 | 3,437 | 4,352 | 3,997 | 3,049 | 3,418 |
| Tenth Judicial District | | | | | | |
| Churchill County | | | | | | |
| New River Justice Court | 4,544 | 3,915 | 5,688 | 4,780 | 4,032 | 3,253 |
| Eleventh Judicial District | | | | | | |
| Lander County | | | | | | |
| Argenta Justice Court | 2,731 | 1,717 | 3,162 | 2,095 | 2,668 | 1,829 |
| Austin Justice Court | 540 | 922 | 590 | 989 | 725 ^h | 905 |
| Mineral County | | | | | | |
| Hawthorne Justice Court | 4,546 | 8,874 | 5,171 | 10,427 | 3,361 ⁱ | 3,294 ⁱ |
| Pershing County | | | | | | |
| Lake Justice Court | 3,525 | 4,763 | 3,991 | 5,377 | 2,651 | 3,758 |
| Total | 286,067 | 297,171 | 372,592^r | 380,766 | 274,856 | 280,284 |

^a Case and charge information include juvenile traffic statistics and reopened cases.

^b Jackpot Justice Court closed June 2016.

^c Reopened cases not reported.

^d Includes 4 cases disposed by Eureka Justice Court that were filed in Beowawe Justice Court (closed June 2015).

^f Reopened cases not reported for juvenile traffic.

^g Reported dispositions exclude 179 administrative closures of older cases. To provide a better representation of current cases addressed by the court this fiscal year, these administrative closures were omitted from this table but are noted here for general information.

^h Includes administrative closures.

ⁱ Incomplete data.

^r Revised from previous publications.

Source: Uniform System for Judicial Records, Nevada AOC, Research and Statistics Unit.

Table A6. Summary of Municipal Court Cases Filed and Disposed, Fiscal Years 2016-17.^a

(See Table A7 for traffic data.)

| Court | Non-Traffic Misdemeanor Cases | | | | Civil Cases | | | |
|----------------------------------|-------------------------------|--------------------|--------------------|--------------------|--------------------|--------------------|--------------|--------------|
| | Filed | | Disposed | | Filed | | Disposed | |
| | FY 2016 | FY 2017 | FY 2016 | FY 2017 | FY 2016 | FY 2017 | FY 2016 | FY 2017 |
| First Judicial District | | | | | | | | |
| Carson City Municipal Court | (b) | (b) | (b) | (b) | (b) | (b) | (b) | (b) |
| Second Judicial District | | | | | | | | |
| Reno Municipal Court | 8,255 | 8,509 | 7,445 | 7,553 | 100 | 142 | 93 | 136 |
| Sparks Municipal Court | 1,764 ^c | 1,713 ^c | 2,249 ^c | 2,117 ^c | 28 | 33 | 19 | 20 |
| Third Judicial District | | | | | | | | |
| Fernley Municipal Court | 434 | 377 | 374 | 335 | 0 | 0 | 0 | 0 |
| Yerington Municipal Court | 168 | 158 | 167 | 133 | 0 | 0 | 0 | 0 |
| Fourth Judicial District | | | | | | | | |
| Carlin Municipal Court | 82 | 114 | 93 | 96 | 0 | 0 | 0 | 0 |
| Elko Municipal Court | 321 | 238 | 300 | 218 | 0 | 0 | 0 | 0 |
| Wells Municipal Court | 24 ^d | 27 ^d | 9 | 3 | 0 ^d | 0 ^d | 0 | 0 |
| West Wendover Municipal Court | 151 | 149 | 123 | 126 | 0 | 0 | 0 | 0 |
| Seventh Judicial District | | | | | | | | |
| Caliente Municipal Court | 0 | 0 | 1 | 0 | 0 | 0 | 0 | 0 |
| Ely Municipal Court | 199 ^d | 144 ^d | 211 | 165 | 0 | 2 ^d | 0 | 1 |
| Eighth Judicial District | | | | | | | | |
| Boulder Municipal Court | 472 | 293 | 454 | 307 | 3 | 7 | 0 | 0 |
| Henderson Municipal Court | 5,267 | 5,790 | 5,490 | 5,567 | 161 | 173 | 155 | 159 |
| Las Vegas Municipal Court | 22,637 | 21,522 | 21,727 | 21,344 | 1,856 ^d | 3,205 ^d | 1,467 | 2,890 |
| Mesquite Municipal Court | 596 | 681 | 459 | 542 | 6 | 6 | 2 | 2 |
| North Las Vegas Municipal Court | 6,508 | 6,255 | 5,357 | 4,925 | 96 | 288 | 71 | 207 |
| Tenth Judicial District | | | | | | | | |
| Fallon Municipal Court | 326 | 279 | 311 | 247 | 1 | 3 | 0 | 0 |
| Total | 47,204 | 46,249 | 44,770 | 43,678 | 2,251 | 3,859 | 1,807 | 3,415 |

^a Case statistics include reopened counts.

^b Municipal Court data combined with Justice Court data (Tables A4 and A5) for the consolidated municipality of Carson City.

^c High disposition rate may be attributable to under-reported reopen counts.

^d Reopen counts not reported.

Source: Uniform System for Judicial Records, Nevada AOC, Research and Statistics Unit.

Table A7. Summary of Municipal Court Traffic Cases Filed and Disposed, Fiscal Years 2016-17. ^a

| Court | Total Cases | | Total Charges | | Total Disposed | |
|----------------------------------|--------------------|--------------------|----------------|----------------|--------------------|----------------|
| | FY 2016 | FY 2017 | FY 2016 | FY 2017 | FY 2016 | FY 2017 |
| First Judicial District | | | | | | |
| Carson City Municipal Court | (b) | (b) | (b) | (b) | (b) | (b) |
| Second Judicial District | | | | | | |
| Reno Municipal Court | 11,330 | 9,479 | 14,500 | 12,254 | 10,856 | 9,655 |
| Sparks Municipal Court | 4,371 ^c | 4,144 ^d | 6,071 | 5,907 | 4,798 ^c | 4,232 |
| Third Judicial District | | | | | | |
| Fernley Municipal Court | 2,942 | 2,137 | 3,809 | 2,853 | 3,045 | 1,964 |
| Yerington Municipal Court | 142 | 136 | 155 | 161 | 132 | 92 |
| Fourth Judicial District | | | | | | |
| Carlin Municipal Court | 159 | 99 | 161 | 100 | 155 | 122 |
| Elko Municipal Court | 663 | 416 | 720 | 477 | 655 | 357 |
| Wells Municipal Court | 180 ^f | 178 ^f | 216 | 222 | 182 | 168 |
| West Wendover Municipal Court | 543 | 758 | 598 | 813 | 429 | 751 |
| Seventh Judicial District | | | | | | |
| Caliente Municipal Court | 0 | 0 | 0 | 0 | 1 | 0 |
| Ely Municipal Court | 433 ^f | 329 ^f | 628 | 450 | 438 | 386 |
| Eighth Judicial District | | | | | | |
| Boulder Municipal Court | 3,070 | 2,145 | 4,237 | 2,825 | 2,981 | 2,165 |
| Henderson Municipal Court | 21,022 | 18,679 | 27,129 | 24,059 | 21,619 | 19,619 |
| Las Vegas Municipal Court | 59,964 | 64,225 | 84,652 | 88,395 | 58,506 | 62,423 |
| Mesquite Municipal Court | 1,592 | 1,258 | 2,222 | 1,843 | 1,179 | 1,000 |
| North Las Vegas Municipal Court | 18,411 | 17,408 | 27,054 | 25,026 | 18,704 | 16,048 |
| Tenth Judicial District | | | | | | |
| Fallon Municipal Court | 396 | 502 | 570 | 741 | 390 | 485 |
| Total | 125,218 | 121,893 | 172,722 | 166,126 | 124,070 | 119,467 |

^a Case information include juvenile traffic statistics and reopened cases.

^b Municipal Court data combined with Justice Court data (Tables A4 and A5) for the consolidated municipality of Carson City.

^c High disposition rate may be attributable to under-reported reopen counts.

^d Reopen counts under-reported.

^f Reopen counts not reported.

Source: Uniform System for Judicial Records, Nevada AOC, Research and Statistics Unit.

Table B1-1. Criminal Caseload Processed by District Courts in Nevada, Fiscal Year 2017.

| District Court, Criminal Caseload, Aggregate (1 of 2) | | | Felony Total | Gross Misdemeanor Total | Criminal Appeal from Limited Jurisdiction Courts | Totals |
|---|---------------------------------|---------------------------------|---------------|-------------------------|--|---------------|
| Totals^a | Nevada | New Filings (cases) | 11,086 | 1,652 | 201 | 12,939 |
| | District Courts | Reopened (cases) | 4,549 | 519 | 4 | 5,072 |
| | | Grand Total Dispositions | 14,821 | 1,973 | 103 | 16,897 |
| | | Total Non-Trial Dispositions | 10,500 | 1,409 | 70 | 11,979 |
| | | Total Bench Trial Dispositions | 20 | 1 | 0 | 21 |
| | | Total Jury Trial Dispositions | 186 | 5 | 0 | 191 |
| | | Other Manner of Disposition | 4,115 | 558 | 33 | 4,706 |
| 1st Judicial District | Carson City District Court | New Filings (cases) | 283 | 35 | 7 | 325 |
| | | Reopened (cases) | 66 | 14 | 0 | 80 |
| | | Grand Total Dispositions | 223 | 39 | 0 | 262 |
| | | Total Non-Trial Dispositions | 208 | 38 | 0 | 246 |
| | | Total Bench Trial Dispositions | 0 | 0 | 0 | 0 |
| | | Total Jury Trial Dispositions | 7 | 0 | 0 | 7 |
| | | Other Manner of Disposition | 8 | 1 | 0 | 9 |
| Storey County District Court | New Filings (cases) | 5 | 0 | 0 | 5 | |
| | Reopened (cases) | 0 | 0 | 0 | 0 | |
| | Grand Total Dispositions | 1 | 0 | 0 | 1 | |
| | Total Non-Trial Dispositions | 0 | 0 | 0 | 0 | |
| | Total Bench Trial Dispositions | 0 | 0 | 0 | 0 | |
| | Total Jury Trial Dispositions | 0 | 0 | 0 | 0 | |
| | Other Manner of Disposition | 1 | 0 | 0 | 1 | |
| 2nd Judicial District | Washoe County District Court | New Filings (cases) | 1,798 | 423 | 46 | 2,267 |
| | | Reopened (cases) | 654 | 175 | 0 | 829 |
| | | Grand Total Dispositions | 1,720 | 474 | 0 | 2,194 |
| | | Total Non-Trial Dispositions | 1,205 | 302 | 0 | 1,507 |
| | | Total Bench Trial Dispositions | 0 | 0 | 0 | 0 |
| | | Total Jury Trial Dispositions | 42 | 1 | 0 | 43 |
| | | Other Manner of Disposition | 473 | 171 | 0 | 644 |
| 3rd Judicial District | Lyon County District Court | New Filings (cases) | 220 | 46 | 2 | 268 |
| | | Reopened (cases) | 47 | 17 | 0 | 64 |
| | | Grand Total Dispositions | 251 | 50 | 2 | 303 |
| | | Total Non-Trial Dispositions | 193 | 40 | 0 | 233 |
| | | Total Bench Trial Dispositions | 0 | 0 | 0 | 0 |
| | | Total Jury Trial Dispositions | 6 | 0 | 0 | 6 |
| | | Other Manner of Disposition | 52 | 10 | 2 | 64 |
| 4th Judicial District | Elko County District Court | New Filings (cases) | 244 | 106 | 7 | 357 |
| | | Reopened (cases) | 161 | 15 | 1 | 177 |
| | | Grand Total Dispositions | 454 | 91 | 12 | 557 |
| | | Total Non-Trial Dispositions | 315 | 78 | 0 | 393 |
| | | Total Bench Trial Dispositions | 6 | 0 | 0 | 6 |
| | | Total Jury Trial Dispositions | 4 | 0 | 0 | 4 |
| | | Other Manner of Disposition | 129 | 13 | 12 | 154 |
| 5th Judicial District | Esmeralda County District Court | New Filings (cases) | 0 | 0 | 0 | 0 |
| | | Reopened (cases) | 0 | 0 | 0 | 0 |
| | | Grand Total Dispositions | 6 | 0 | 0 | 6 |
| | | Total Non-Trial Dispositions | 5 | 0 | 0 | 5 |
| | | Total Bench Trial Dispositions | 0 | 0 | 0 | 0 |
| | | Total Jury Trial Dispositions | 0 | 0 | 0 | 0 |
| | | Other Manner of Disposition | 1 | 0 | 0 | 1 |
| Nye County District Court | New Filings (cases) | 256 | 46 | 1 | 303 | |
| | Reopened (cases) | 55 | 6 | 0 | 61 | |
| | Grand Total Dispositions | 312 | 48 | 0 | 360 | |
| | Total Non-Trial Dispositions | 266 | 42 | 0 | 308 | |
| | Total Bench Trial Dispositions | 0 | 0 | 0 | 0 | |
| | Total Jury Trial Dispositions | 3 | 0 | 0 | 3 | |
| | Other Manner of Disposition | 43 | 6 | 0 | 49 | |
| 6th Judicial District | Humboldt County District Court | New Filings (cases) | 94 | 27 | 3 | 124 |
| | | Reopened (cases) | 1 | 0 | 0 | 1 |
| | | Grand Total Dispositions | 98 | 27 | 6 | 131 |
| | | Total Non-Trial Dispositions | 92 | 23 | 0 | 115 |
| | | Total Bench Trial Dispositions | 0 | 0 | 0 | 0 |
| | | Total Jury Trial Dispositions | 2 | 3 | 0 | 5 |
| | | Other Manner of Disposition | 4 | 1 | 6 | 11 |

^a Totals reflect aggregate information from the Nevada District Courts. Information contained herein may reflect non-standard reporting and is noted by subsequent footnotes.

Source: Uniform System for Judicial Records, Nevada AOC, Research and Statistics Unit.

Table B1-1. Criminal Caseload Processed by District Courts in Nevada, Fiscal Year 2017.

| District Court, Criminal Caseload, Aggregate (2 of 2) | | | | Felony Total | Gross Misdemeanor Total | Criminal Appeal from Limited Jurisdiction Courts | Totals |
|---|---------------------------------------|---------------------------------------|--------------------------------|--------------|-------------------------|--|----------------|
| 7th Judicial District | Eureka County District Court | New Filings (cases) | 5 | 2 | 0 | 7 | |
| | | Reopened (cases) | 2 | 0 | 0 | 2 | |
| | | Grand Total Dispositions | 10 | 1 | 0 | 11 | |
| | | Total Non-Trial Dispositions | 8 | 1 | 0 | 9 | |
| | | Total Bench Trial Dispositions | 0 | 0 | 0 | 0 | |
| | | Total Jury Trial Dispositions | 0 | 0 | 0 | 0 | |
| | Lincoln County District Court | New Filings (cases) | 31 | 1 | 1 | 33 | |
| | | Reopened (cases) | 2 | 0 | 0 | 2 | |
| | | Grand Total Dispositions ^b | 43 | 6 | 0 | 49 | |
| | | Total Non-Trial Dispositions | 41 | 6 | 0 | 47 | |
| | | Total Bench Trial Dispositions | 0 | 0 | 0 | 0 | |
| | | Total Jury Trial Dispositions | 1 | 0 | 0 | 1 | |
| White Pine County District Court | New Filings (cases) | 95 | 4 | 3 | 102 | | |
| | Reopened (cases) | 34 | 3 | 0 | 37 | | |
| | Grand Total Dispositions ^b | 154 | 5 | 3 | 162 ^b | | |
| | Total Non-Trial Dispositions | 118 | 1 | 3 | 122 | | |
| | Total Bench Trial Dispositions | 0 | 0 | 0 | 0 | | |
| | Total Jury Trial Dispositions | 5 | 0 | 0 | 5 | | |
| 8th Judicial District | Clark County District Court | New Filings (cases) | 7,591 | 900 | 124 | 8,615 | |
| | | Reopened (cases) | 3,446 | 277 | 2 | 3,725 | |
| | | Grand Total Dispositions | 11,046 | 1,161 | 76 | 12,283 | |
| | | Total Non-Trial Dispositions | 7,617 | 819 | 65 | 8,501 | |
| | | Total Bench Trial Dispositions | 13 | 1 | 0 | 14 | |
| | | Total Jury Trial Dispositions | 114 | 1 | 0 | 115 | |
| | 9th Judicial District | Douglas County District Court | New Filings (cases) | 170 | 12 | 4 | 186 |
| | | | Reopened (cases) ^c | - | - | - | - ^c |
| | | | Grand Total Dispositions | 156 | 10 | 2 | 168 |
| | | | Total Non-Trial Dispositions | 156 | 10 | 2 | 168 |
| | | | Total Bench Trial Dispositions | 0 | 0 | 0 | 0 |
| | | | Total Jury Trial Dispositions | 0 | 0 | 0 | 0 |
| 10th Judicial District | | Churchill County District Court | New Filings (cases) | 155 | 22 | 3 | 180 |
| | | | Reopened (cases) | 54 | 8 | 1 | 63 |
| | | | Grand Total Dispositions | 210 | 32 | 2 | 244 |
| | | | Total Non-Trial Dispositions | 162 | 24 | 0 | 186 |
| | | | Total Bench Trial Dispositions | 0 | 0 | 0 | 0 |
| | | | Total Jury Trial Dispositions | 2 | 0 | 0 | 2 |
| | 11th Judicial District | Lander County District Court | New Filings (cases) | 25 | 12 | 0 | 37 |
| | | | Reopened (cases) | 7 | 2 | 0 | 9 |
| | | | Grand Total Dispositions | 28 | 14 | 0 | 42 |
| | | | Total Non-Trial Dispositions | 22 | 11 | 0 | 33 |
| | | | Total Bench Trial Dispositions | 1 | 0 | 0 | 1 |
| | | | Total Jury Trial Dispositions | 0 | 0 | 0 | 0 |
| Mineral County District Court | | New Filings (cases) | 39 | 9 | 0 | 48 | |
| | | Reopened (cases) | 1 | 0 | 0 | 1 | |
| | | Grand Total Dispositions | 27 | 8 | 0 | 35 | |
| | | Total Non-Trial Dispositions | 23 | 7 | 0 | 30 | |
| | | Total Bench Trial Dispositions | 0 | 0 | 0 | 0 | |
| | | Total Jury Trial Dispositions | 0 | 0 | 0 | 0 | |
| Pershing County District Court | New Filings (cases) | 75 | 7 | 0 | 82 | | |
| | Reopened (cases) | 19 | 2 | 0 | 21 | | |
| | Grand Total Dispositions | 82 | 7 | 0 | 89 | | |
| | Total Non-Trial Dispositions | 69 | 7 | 0 | 76 | | |
| | Total Bench Trial Dispositions | 0 | 0 | 0 | 0 | | |
| | Total Jury Trial Dispositions | 0 | 0 | 0 | 0 | | |
| | | Other Manner of Disposition | 13 | 0 | 0 | 13 | |

^b Includes administrative case closures.

^c Reopened cases not reported.

Source: Uniform System for Judicial Records, Nevada AOC, Research and Statistics Unit.

Table B1-2. Criminal Caseload Processed by District Courts in Nevada, Fiscal Year 2017.

| District Court, Criminal Caseload, Felony (1 of 3) | | | Crimes Against Persons, Felony | Domestic Violence, Felony | Elder Abuse, Felony | Child Abuse & Neglect, Felony | Protection Order Violation, Felony | Crimes Against Property, Felony | Drugs, Felony | Weapons, Felony | Motor Vehicle - DUI, Felony | Motor Vehicle - Reckless, Felony | Motor Vehicle - Other, Felony | Public Order, Felony | Other, Felony | |
|--|------------------------------|---------------------------------|--------------------------------|---------------------------|---------------------|-------------------------------|------------------------------------|---------------------------------|---------------|-----------------|-----------------------------|----------------------------------|-------------------------------|----------------------|---------------|---|
| Totals^a | Nevada District Courts | New Filings (cases) | 2,770 | 233 | 25 | 168 | 11 | 4,180 | 2,202 | 670 | 442 | 44 | 93 | 43 | 205 | |
| | | Reopened (cases) | 1,013 | 49 | 2 | 76 | 2 | 2,158 | 898 | 227 | 21 | 4 | 19 | 27 | 53 | |
| | | Charges | 6,277 | 437 | 168 | 508 | 12 | 6,682 | 3,180 | 1,483 | 477 | 60 | 189 | 111 | 474 | |
| | | Grand Total Dispositions | 3,385 | 253 | 16 | 245 | 12 | 6,181 | 2,994 | 823 | 472 | 36 | 98 | 62 | 244 | |
| | | Total Non-Trial Dispositions | 2,418 | 203 | 14 | 176 | 10 | 4,137 | 2,195 | 617 | 389 | 33 | 78 | 45 | 185 | |
| | | Total Bench Trial Dispositions | 9 | 1 | 0 | 0 | 0 | 9 | 1 | 0 | 0 | 0 | 0 | 0 | 0 | |
| | | Total Jury Trial Dispositions | 117 | 13 | 0 | 2 | 0 | 30 | 9 | 4 | 8 | 1 | 2 | 0 | 0 | |
| | | Other Manner of Disposition | 841 | 36 | 2 | 67 | 2 | 2,005 | 789 | 202 | 75 | 2 | 18 | 17 | 59 | |
| 1st Judicial District | Carson City District Court | New Filings (cases) | 52 | 7 | 1 | 2 | 0 | 87 | 86 | 12 | 26 | 1 | 5 | 0 | 4 | |
| | | Reopened (cases) | 15 | 0 | 0 | 0 | 0 | 27 | 19 | 3 | 2 | 0 | 0 | 0 | 0 | |
| | | Charges | 68 | 8 | 1 | 2 | 0 | 128 | 127 | 18 | 26 | 1 | 7 | 0 | 6 | |
| | | Grand Total Dispositions | 43 | 5 | 0 | 1 | 0 | 59 | 84 | 10 | 13 | 1 | 2 | 0 | 5 | |
| | | Total Non-Trial Dispositions | 36 | 5 | 0 | 1 | 0 | 58 | 78 | 9 | 13 | 1 | 2 | 0 | 5 | |
| | | Total Bench Trial Dispositions | 0 | 0 | 0 | 0 | 0 | 0 | 0 | 0 | 0 | 0 | 0 | 0 | 0 | |
| | | Total Jury Trial Dispositions | 4 | 0 | 0 | 0 | 0 | 1 | 1 | 1 | 0 | 0 | 0 | 0 | 0 | |
| | Other Manner of Disposition | 3 | 0 | 0 | 0 | 0 | 0 | 5 | 0 | 0 | 0 | 0 | 0 | 0 | | |
| | Storey County District Court | New Filings (cases) | 2 | 0 | 0 | 0 | 0 | 1 | 1 | 0 | 0 | 0 | 0 | 1 | 0 | 0 |
| | | Reopened (cases) | 0 | 0 | 0 | 0 | 0 | 0 | 0 | 0 | 0 | 0 | 0 | 0 | 0 | |
| | | Charges | 2 | 0 | 0 | 0 | 0 | 1 | 1 | 0 | 0 | 0 | 0 | 1 | 0 | |
| | | Grand Total Dispositions | 0 | 0 | 0 | 0 | 0 | 1 | 0 | 0 | 0 | 0 | 0 | 0 | 0 | |
| | | Total Non-Trial Dispositions | 0 | 0 | 0 | 0 | 0 | 0 | 0 | 0 | 0 | 0 | 0 | 0 | 0 | |
| | | Total Bench Trial Dispositions | 0 | 0 | 0 | 0 | 0 | 0 | 0 | 0 | 0 | 0 | 0 | 0 | 0 | |
| Total Jury Trial Dispositions | | 0 | 0 | 0 | 0 | 0 | 0 | 0 | 0 | 0 | 0 | 0 | 0 | 0 | | |
| Other Manner of Disposition | 0 | 0 | 0 | 0 | 0 | 1 | 0 | 0 | 0 | 0 | 0 | 0 | 0 | | | |
| 2nd Judicial District | Washoe County District Court | New Filings (cases) | 367 | 35 | 3 | 20 | 3 | 686 | 442 | 73 | 94 | 3 | 34 | 3 | 35 | |
| | | Reopened (cases) | 100 | 2 | 1 | 5 | 0 | 323 | 179 | 20 | 2 | 0 | 5 | 2 | 15 | |
| | | Charges | 548 | 49 | 3 | 36 | 4 | 843 | 568 | 134 | 106 | 4 | 62 | 4 | 62 | |
| | | Grand Total Dispositions | 305 | 25 | 3 | 11 | 3 | 721 | 445 | 69 | 68 | 3 | 30 | 1 | 36 | |
| | | Total Non-Trial Dispositions | 215 | 16 | 2 | 8 | 3 | 477 | 318 | 53 | 57 | 3 | 27 | 0 | 26 | |
| | | Total Bench Trial Dispositions | 0 | 0 | 0 | 0 | 0 | 0 | 0 | 0 | 0 | 0 | 0 | 0 | 0 | |
| | | Total Jury Trial Dispositions | 22 | 5 | 0 | 0 | 0 | 2 | 4 | 1 | 7 | 0 | 1 | 0 | 0 | |
| Other Manner of Disposition | 68 | 4 | 1 | 3 | 0 | 242 | 123 | 15 | 4 | 0 | 2 | 1 | 10 | | | |
| 3rd Judicial District | Lyon County District Court | New Filings (cases) | 36 | 2 | 1 | 4 | 0 | 70 | 81 | 5 | 11 | 0 | 2 | 0 | 8 | |
| | | Reopened (cases) | 5 | 0 | 0 | 1 | 0 | 20 | 18 | 1 | 0 | 0 | 1 | 0 | 1 | |
| | | Charges | 62 | 2 | 1 | 10 | 0 | 94 | 90 | 9 | 12 | 0 | 2 | 0 | 12 | |
| | | Grand Total Dispositions | 37 | 1 | 0 | 5 | 0 | 89 | 81 | 10 | 15 | 0 | 4 | 0 | 9 | |
| | | Total Non-Trial Dispositions | 22 | 0 | 0 | 5 | 0 | 69 | 65 | 9 | 12 | 0 | 3 | 0 | 8 | |
| | | Total Bench Trial Dispositions | 0 | 0 | 0 | 0 | 0 | 0 | 0 | 0 | 0 | 0 | 0 | 0 | 0 | |
| | | Total Jury Trial Dispositions | 3 | 1 | 0 | 0 | 0 | 2 | 0 | 0 | 0 | 0 | 0 | 0 | 0 | |
| Other Manner of Disposition | 12 | 0 | 0 | 0 | 0 | 18 | 16 | 1 | 3 | 0 | 1 | 0 | 1 | | | |
| 4th Judicial District | Elko County District Court | New Filings (cases) | 38 | 1 | 0 | 5 | 0 | 79 | 101 | 6 | 10 | 1 | 1 | 0 | 2 | |
| | | Reopened (cases) | 15 | 0 | 0 | 1 | 0 | 55 | 85 | 0 | 4 | 0 | 0 | 0 | 1 | |
| | | Charges | 77 | 1 | 0 | 14 | 0 | 148 | 146 | 11 | 11 | 1 | 2 | 2 | 3 | |
| | | Grand Total Dispositions | 73 | 1 | 0 | 7 | 0 | 151 | 192 | 6 | 17 | 0 | 0 | 0 | 7 | |
| | | Total Non-Trial Dispositions | 51 | 1 | 0 | 6 | 0 | 101 | 130 | 5 | 16 | 0 | 0 | 0 | 5 | |
| | | Total Bench Trial Dispositions | 1 | 0 | 0 | 0 | 0 | 5 | 0 | 0 | 0 | 0 | 0 | 0 | 0 | |
| | | Total Jury Trial Dispositions | 2 | 0 | 0 | 0 | 0 | 2 | 0 | 0 | 0 | 0 | 0 | 0 | 0 | |
| Other Manner of Disposition | 19 | 0 | 0 | 1 | 0 | 43 | 62 | 1 | 1 | 0 | 0 | 0 | 2 | | | |

^a Totals reflect aggregate information from the Nevada District Courts. Information contained herein may reflect non-standard reporting and is noted by subsequent footnotes.
Source: Uniform System for Judicial Records, Nevada AOC, Research and Statistics Unit.

Table B1-2. Criminal Caseload Processed by District Courts in Nevada, Fiscal Year 2017.

| District Court, Criminal Caseload, Felony (2 of 3) | | | Crimes Against Persons, | Domestic Violence, | Elder Abuse, | Child Abuse & Neglect, | Protection Order Violation, | Crimes Against Property, | Drugs, | Weapons, | Motor Vehicle - DUI, | Motor Vehicle - Reckless, | Motor Vehicle - Other, | Public Order, | Other, |
|--|---------------------------------------|---------------------------------------|-------------------------|--------------------|--------------|------------------------|-----------------------------|--------------------------|--------|----------|----------------------|---------------------------|------------------------|---------------|--------|
| | | | Felony | Felony | Felony | Felony | Felony | Felony | Felony | Felony | Felony | Felony | Felony | Felony | Felony |
| 5th Judicial District | Esmeralda County District Court | New Filings (cases) | 0 | 0 | 0 | 0 | 0 | 0 | 0 | 0 | 0 | 0 | 0 | 0 | 0 |
| | | Reopened (cases) | 0 | 0 | 0 | 0 | 0 | 0 | 0 | 0 | 0 | 0 | 0 | 0 | 0 |
| | | Charges | 0 | 0 | 0 | 0 | 0 | 0 | 0 | 0 | 0 | 0 | 0 | 0 | 0 |
| | | Grand Total Dispositions | 2 | 0 | 0 | 0 | 0 | 0 | 0 | 3 | 1 | 0 | 0 | 0 | 0 |
| | | Total Non-Trial Dispositions | 1 | 0 | 0 | 0 | 0 | 0 | 0 | 3 | 1 | 0 | 0 | 0 | 0 |
| | | Total Bench Trial Dispositions | 0 | 0 | 0 | 0 | 0 | 0 | 0 | 0 | 0 | 0 | 0 | 0 | 0 |
| | | Total Jury Trial Dispositions | 0 | 0 | 0 | 0 | 0 | 0 | 0 | 0 | 0 | 0 | 0 | 0 | 0 |
| | Other Manner of Disposition | 1 | 0 | 0 | 0 | 0 | 0 | 0 | 0 | 0 | 0 | 0 | 0 | 0 | |
| | Nye County District Court | New Filings (cases) | 62 | 0 | 0 | 3 | 0 | 53 | 110 | 12 | 7 | 1 | 0 | 5 | 3 |
| | | Reopened (cases) | 14 | 0 | 0 | 1 | 0 | 11 | 23 | 2 | 0 | 0 | 0 | 1 | 3 |
| | | Charges | 130 | 0 | 0 | 5 | 0 | 72 | 151 | 19 | 8 | 2 | 0 | 8 | 4 |
| | | Grand Total Dispositions | 66 | 0 | 0 | 3 | 0 | 77 | 130 | 15 | 7 | 1 | 0 | 3 | 10 |
| | | Total Non-Trial Dispositions | 58 | 0 | 0 | 2 | 0 | 70 | 103 | 13 | 6 | 1 | 0 | 3 | 10 |
| | | Total Bench Trial Dispositions | 0 | 0 | 0 | 0 | 0 | 0 | 0 | 0 | 0 | 0 | 0 | 0 | 0 |
| Total Jury Trial Dispositions | | 3 | 0 | 0 | 0 | 0 | 0 | 0 | 0 | 0 | 0 | 0 | 0 | 0 | |
| Other Manner of Disposition | 5 | 0 | 0 | 1 | 0 | 7 | 27 | 2 | 1 | 0 | 0 | 0 | 0 | | |
| 6th Judicial District | Humboldt County District Court | New Filings (cases) | 23 | 0 | 0 | 0 | 0 | 14 | 53 | 0 | 4 | 0 | 0 | 0 | |
| | | Reopened (cases) | 1 | 0 | 0 | 0 | 0 | 0 | 0 | 0 | 0 | 0 | 0 | 0 | |
| | | Charges | 31 | 0 | 0 | 0 | 0 | 17 | 59 | 0 | 4 | 0 | 0 | 0 | |
| | | Grand Total Dispositions | 22 | 0 | 0 | 0 | 0 | 16 | 57 | 0 | 3 | 0 | 0 | 0 | |
| | | Total Non-Trial Dispositions | 18 | 0 | 0 | 0 | 0 | 15 | 56 | 0 | 3 | 0 | 0 | 0 | |
| | | Total Bench Trial Dispositions | 0 | 0 | 0 | 0 | 0 | 0 | 0 | 0 | 0 | 0 | 0 | 0 | |
| | | Total Jury Trial Dispositions | 2 | 0 | 0 | 0 | 0 | 0 | 0 | 0 | 0 | 0 | 0 | 0 | |
| Other Manner of Disposition | 2 | 0 | 0 | 0 | 0 | 1 | 1 | 0 | 0 | 0 | 0 | 0 | | | |
| 7th Judicial District | Eureka County District Court | New Filings (cases) | 0 | 0 | 0 | 0 | 0 | 0 | 2 | 1 | 0 | 0 | 0 | 2 | |
| | | Reopened (cases) | 0 | 0 | 0 | 0 | 0 | 1 | 1 | 0 | 0 | 0 | 0 | 0 | |
| | | Charges | 0 | 0 | 0 | 0 | 0 | 0 | 2 | 1 | 0 | 0 | 0 | 4 | |
| | | Grand Total Dispositions | 0 | 0 | 0 | 0 | 0 | 1 | 4 | 1 | 0 | 0 | 0 | 4 | |
| | | Total Non-Trial Dispositions | 0 | 0 | 0 | 0 | 0 | 0 | 3 | 1 | 0 | 0 | 0 | 4 | |
| | | Total Bench Trial Dispositions | 0 | 0 | 0 | 0 | 0 | 0 | 0 | 0 | 0 | 0 | 0 | 0 | |
| | | Total Jury Trial Dispositions | 0 | 0 | 0 | 0 | 0 | 0 | 0 | 0 | 0 | 0 | 0 | 0 | |
| | Other Manner of Disposition | 0 | 0 | 0 | 0 | 0 | 1 | 1 | 0 | 0 | 0 | 0 | 0 | | |
| | Lincoln County District Court | New Filings (cases) | 3 | 0 | 0 | 0 | 0 | 10 | 14 | 0 | 2 | 0 | 0 | 1 | 1 |
| | | Reopened (cases) | 0 | 0 | 0 | 0 | 0 | 1 | 1 | 0 | 0 | 0 | 0 | 0 | |
| | | Charges | 3 | 0 | 0 | 0 | 0 | 15 | 15 | 0 | 2 | 0 | 0 | 1 | 2 |
| | | Grand Total Dispositions ^b | 5 | 0 | 0 | 0 | 0 | 12 | 23 | 1 | 1 | 0 | 0 | 1 | 0 |
| | | Total Non-Trial Dispositions | 5 | 0 | 0 | 0 | 0 | 11 | 23 | 1 | 0 | 0 | 0 | 1 | 0 |
| | | Total Bench Trial Dispositions | 0 | 0 | 0 | 0 | 0 | 0 | 0 | 0 | 0 | 0 | 0 | 0 | |
| Total Jury Trial Dispositions | | 0 | 0 | 0 | 0 | 0 | 0 | 0 | 0 | 1 | 0 | 0 | 0 | | |
| Other Manner of Disposition | 0 | 0 | 0 | 0 | 0 | 1 | 0 | 0 | 0 | 0 | 0 | 0 | | | |
| White Pine County District Court | New Filings (cases) | 12 | 6 | 0 | 1 | 0 | 14 | 53 | 4 | 4 | 0 | 0 | 0 | 1 | |
| | Reopened (cases) | 3 | 0 | 0 | 1 | 0 | 8 | 21 | 0 | 0 | 0 | 0 | 1 | | |
| | Charges | 33 | 16 | 0 | 1 | 0 | 78 | 155 | 9 | 4 | 0 | 0 | 1 | | |
| | Grand Total Dispositions ^b | 17 | 6 | 0 | 0 | 0 | 20 | 100 | 4 | 3 | 0 | 0 | 4 | | |
| | Total Non-Trial Dispositions | 13 | 4 | 0 | 0 | 0 | 17 | 74 | 4 | 3 | 0 | 0 | 3 | | |
| | Total Bench Trial Dispositions | 0 | 0 | 0 | 0 | 0 | 0 | 0 | 0 | 0 | 0 | 0 | 0 | | |
| Total Jury Trial Dispositions | 1 | 1 | 0 | 0 | 0 | 1 | 2 | 0 | 0 | 0 | 0 | 0 | | | |
| Other Manner of Disposition | 3 | 1 | 0 | 0 | 0 | 2 | 24 | 0 | 0 | 0 | 0 | 1 | | | |

^b Includes administrative case closures.

Source: Uniform System for Judicial Records, Nevada AOC, Research and Statistics Unit.

Table B1-2. Criminal Caseload Processed by District Courts in Nevada, Fiscal Year 2017.

| District Court, Criminal Caseload, Felony (3 of 3) | | Crimes Against Persons, Felony | Domestic Violence, Felony | Elder Abuse, Felony | Child Abuse & Neglect, Felony | Protection Order Violation, Felony | Crimes Against Property, Felony | Drugs, Felony | Weapons, Felony | Motor Vehicle - DUI, Felony | Motor Vehicle - Reckless, Felony | Motor Vehicle - Other, Felony | Public Order, Felony | Other, Felony | |
|--|---------------------------------|---------------------------------|---------------------------|---------------------|-------------------------------|------------------------------------|---------------------------------|---------------|-----------------|-----------------------------|----------------------------------|-------------------------------|----------------------|---------------|------------|
| 8th Judicial District | Clark County District Court | New Filings (cases) | 2,093 | 181 | 20 | 126 | 6 | 3,076 | 1,038 | 543 | 252 | 38 | 48 | 34 | 136 |
| | | Reopened (cases) | 850 | 47 | 1 | 67 | 2 | 1,693 | 508 | 200 | 12 | 4 | 13 | 24 | 25 |
| | | Charges | 5,183 | 360 | 163 | 428 | 6 | 5,117 | 1,523 | 1,255 | 272 | 52 | 111 | 96 | 360 |
| | | Grand Total Dispositions | 2,746 | 212 | 12 | 215 | 7 | 4,942 | 1,627 | 692 | 295 | 30 | 60 | 57 | 151 |
| | | Total Non-Trial Dispositions | 1,939 | 174 | 11 | 151 | 5 | 3,243 | 1,133 | 509 | 230 | 27 | 44 | 41 | 110 |
| | | Total Bench Trial Dispositions | 7 | 1 | 0 | 0 | 0 | 4 | 1 | 0 | 0 | 0 | 0 | 0 | 0 |
| | | Total Jury Trial Dispositions | 79 | 6 | 0 | 2 | 0 | 21 | 2 | 2 | 0 | 1 | 1 | 0 | 0 |
| Other Manner of Disposition | 721 | 31 | 1 | 62 | 2 | 1,674 | 491 | 181 | 65 | 2 | 15 | 16 | 41 | | |
| 9th Judicial District | Douglas County District Court | New Filings (cases) | 38 | 1 | 0 | 1 | 0 | 53 | 58 | 2 | 15 | 0 | 1 | 0 | 1 |
| | | Reopened (cases) ^c | - | - | - | - | - | - | - | - | - | - | - | - | - |
| | | Charges | 68 | 1 | 0 | 2 | 0 | 109 | 94 | 2 | 15 | 0 | 1 | 0 | 1 |
| | | Grand Total Dispositions | 17 | 2 | 1 | 0 | 0 | 34 | 67 | 5 | 28 | 1 | 1 | 0 | 0 |
| | | Total Non-Trial Dispositions | 17 | 2 | 1 | 0 | 0 | 34 | 67 | 5 | 28 | 1 | 1 | 0 | 0 |
| | | Total Bench Trial Dispositions | 0 | 0 | 0 | 0 | 0 | 0 | 0 | 0 | 0 | 0 | 0 | 0 | 0 |
| | | Total Jury Trial Dispositions | 0 | 0 | 0 | 0 | 0 | 0 | 0 | 0 | 0 | 0 | 0 | 0 | 0 |
| Other Manner of Disposition | 0 | 0 | 0 | 0 | 0 | 0 | 0 | 0 | 0 | 0 | 0 | 0 | 0 | | |
| 10th Judicial District | Churchill County District Court | New Filings (cases) | 21 | 0 | 0 | 0 | 2 | 31 | 75 | 8 | 13 | 0 | 0 | 0 | 5 |
| | | Reopened (cases) | 4 | 0 | 0 | 0 | 0 | 17 | 25 | 1 | 1 | 0 | 0 | 0 | 6 |
| | | Charges | 25 | 0 | 0 | 0 | 2 | 54 | 96 | 12 | 13 | 0 | 0 | 0 | 9 |
| | | Grand Total Dispositions | 25 | 0 | 0 | 1 | 2 | 50 | 102 | 6 | 14 | 0 | 0 | 0 | 10 |
| | | Total Non-Trial Dispositions | 21 | 0 | 0 | 1 | 2 | 34 | 80 | 5 | 13 | 0 | 0 | 0 | 6 |
| | | Total Bench Trial Dispositions | 0 | 0 | 0 | 0 | 0 | 0 | 0 | 0 | 0 | 0 | 0 | 0 | 0 |
| | | Total Jury Trial Dispositions | 1 | 0 | 0 | 0 | 0 | 1 | 0 | 0 | 0 | 0 | 0 | 0 | 0 |
| Other Manner of Disposition | 3 | 0 | 0 | 0 | 0 | 15 | 22 | 1 | 1 | 0 | 0 | 0 | 4 | | |
| 11th Judicial District | Lander County District Court | New Filings (cases) | 6 | 0 | 0 | 0 | 0 | 3 | 12 | 2 | 1 | 0 | 0 | 0 | 1 |
| | | Reopened (cases) | 2 | 0 | 0 | 0 | 0 | 1 | 4 | 0 | 0 | 0 | 0 | 0 | 0 |
| | | Charges | 14 | 0 | 0 | 0 | 0 | 3 | 19 | 2 | 1 | 0 | 0 | 0 | 2 |
| | | Grand Total Dispositions | 8 | 0 | 0 | 0 | 0 | 4 | 14 | 0 | 1 | 0 | 0 | 0 | 1 |
| | | Total Non-Trial Dispositions | 6 | 0 | 0 | 0 | 0 | 4 | 10 | 0 | 1 | 0 | 0 | 0 | 1 |
| | | Total Bench Trial Dispositions | 1 | 0 | 0 | 0 | 0 | 0 | 0 | 0 | 0 | 0 | 0 | 0 | 0 |
| | | Total Jury Trial Dispositions | 0 | 0 | 0 | 0 | 0 | 0 | 0 | 0 | 0 | 0 | 0 | 0 | 0 |
| | Other Manner of Disposition | 1 | 0 | 0 | 0 | 0 | 0 | 4 | 0 | 0 | 0 | 0 | 0 | 0 | |
| | Mineral County District Court | New Filings (cases) | 5 | 0 | 0 | 2 | 0 | 0 | 26 | 2 | 3 | 0 | 0 | 0 | 1 |
| | | Reopened (cases) | 0 | 0 | 0 | 0 | 0 | 0 | 1 | 0 | 0 | 0 | 0 | 0 | 0 |
| | | Charges | 5 | 0 | 0 | 3 | 0 | 0 | 28 | 11 | 3 | 0 | 0 | 0 | 1 |
| | | Grand Total Dispositions | 4 | 1 | 0 | 1 | 0 | 0 | 14 | 2 | 3 | 0 | 0 | 0 | 2 |
| | | Total Non-Trial Dispositions | 4 | 1 | 0 | 1 | 0 | 0 | 11 | 1 | 3 | 0 | 0 | 0 | 2 |
| | | Total Bench Trial Dispositions | 0 | 0 | 0 | 0 | 0 | 0 | 0 | 0 | 0 | 0 | 0 | 0 | 0 |
| | | Total Jury Trial Dispositions | 0 | 0 | 0 | 0 | 0 | 0 | 0 | 0 | 0 | 0 | 0 | 0 | 0 |
| Other Manner of Disposition | 0 | 0 | 0 | 0 | 0 | 0 | 3 | 1 | 0 | 0 | 0 | 0 | 0 | | |
| Pershing County District Court | New Filings (cases) | 12 | 0 | 0 | 4 | 0 | 3 | 50 | 0 | 0 | 0 | 1 | 0 | 5 | |
| | Reopened (cases) | 4 | 0 | 0 | 0 | 0 | 1 | 13 | 0 | 0 | 0 | 0 | 0 | 1 | |
| | Charges | 28 | 0 | 0 | 7 | 0 | 3 | 106 | 0 | 0 | 0 | 3 | 0 | 7 | |
| | Grand Total Dispositions | 15 | 0 | 0 | 1 | 0 | 4 | 51 | 1 | 4 | 0 | 1 | 0 | 5 | |
| | Total Non-Trial Dispositions | 12 | 0 | 0 | 1 | 0 | 4 | 41 | 1 | 4 | 0 | 1 | 0 | 5 | |
| | Total Bench Trial Dispositions | 0 | 0 | 0 | 0 | 0 | 0 | 0 | 0 | 0 | 0 | 0 | 0 | 0 | |
| | Total Jury Trial Dispositions | 0 | 0 | 0 | 0 | 0 | 0 | 0 | 0 | 0 | 0 | 0 | 0 | 0 | |
| Other Manner of Disposition | 3 | 0 | 0 | 0 | 0 | 0 | 10 | 0 | 0 | 0 | 0 | 0 | 0 | | |

^c Reopened cases not reported.

Source: Uniform System for Judicial Records, Nevada AOC, Research and Statistics Unit.

Table B1-2. Criminal Caseload Processed by District Courts in Nevada, Fiscal Year 2017.

| District Court, Criminal Caseload, Gross Misdemeanor (1 of 3) | | | Crimes Against Persons, Gross Misdemeanor | Domestic Violence, Gross Misdemeanor | Elder Abuse, Gross Misdemeanor | Child Abuse & Neglect, Gross Misdemeanor | Protection Order Violation, Gross Misdemeanor | Crimes Against Property, Gross Misdemeanor | Drugs, Gross Misdemeanor | Weapons, Gross Misdemeanor | Motor Vehicle - Other, Gross Misdemeanor | Public Order, Gross Misdemeanor | Other, Gross Misdemeanor |
|--|---------------------------------|---------------------------------|--|---|-----------------------------------|---|--|---|-----------------------------|-------------------------------|---|------------------------------------|-----------------------------|
| Totals ^a | Nevada District Courts | New Filings (cases) | 371 | 3 | 16 | 155 | 12 | 664 | 101 | 87 | 4 | 12 | 227 |
| | | Reopened (cases) | 136 | 0 | 0 | 58 | 2 | 202 | 37 | 36 | 1 | 2 | 45 |
| | | Charges | 608 | 4 | 23 | 186 | 20 | 922 | 168 | 142 | 5 | 19 | 303 |
| | | Grand Total Dispositions | 543 | 0 | 10 | 199 | 11 | 697 | 145 | 113 | 5 | 13 | 237 |
| | | Total Non-Trial Dispositions | 356 | 0 | 9 | 129 | 8 | 515 | 108 | 82 | 4 | 11 | 187 |
| | | Total Bench Trial Dispositions | 0 | 0 | 0 | 0 | 0 | 1 | 0 | 0 | 0 | 0 | 0 |
| | | Total Jury Trial Dispositions | 5 | 0 | 0 | 0 | 0 | 0 | 0 | 0 | 0 | 0 | 0 |
| | Other Manner of Disposition | 182 | 0 | 1 | 70 | 3 | 181 | 37 | 31 | 1 | 2 | 50 | |
| 1st Judicial District | Carson City District Court | New Filings (cases) | 8 | 0 | 0 | 1 | 0 | 18 | 3 | 2 | 0 | 0 | 3 |
| | | Reopened (cases) | 5 | 0 | 0 | 0 | 0 | 5 | 0 | 1 | 1 | 0 | 2 |
| | | Charges | 8 | 0 | 0 | 2 | 0 | 21 | 4 | 4 | 0 | 0 | 4 |
| | | Grand Total Dispositions | 11 | 0 | 0 | 3 | 0 | 18 | 2 | 2 | 0 | 0 | 3 |
| | | Total Non-Trial Dispositions | 11 | 0 | 0 | 3 | 0 | 18 | 2 | 2 | 0 | 0 | 2 |
| | | Total Bench Trial Dispositions | 0 | 0 | 0 | 0 | 0 | 0 | 0 | 0 | 0 | 0 | 0 |
| | | Total Jury Trial Dispositions | 0 | 0 | 0 | 0 | 0 | 0 | 0 | 0 | 0 | 0 | 0 |
| Other Manner of Disposition | 0 | 0 | 0 | 0 | 0 | 0 | 0 | 0 | 0 | 0 | 0 | 1 | |
| Storey County District Court | New Filings (cases) | 0 | 0 | 0 | 0 | 0 | 0 | 0 | 0 | 0 | 0 | 0 | 0 |
| | Reopened (cases) | 0 | 0 | 0 | 0 | 0 | 0 | 0 | 0 | 0 | 0 | 0 | 0 |
| | Charges | 0 | 0 | 0 | 0 | 0 | 0 | 0 | 0 | 0 | 0 | 0 | 0 |
| | Grand Total Dispositions | 0 | 0 | 0 | 0 | 0 | 0 | 0 | 0 | 0 | 0 | 0 | 0 |
| | Total Non-Trial Dispositions | 0 | 0 | 0 | 0 | 0 | 0 | 0 | 0 | 0 | 0 | 0 | 0 |
| | Total Bench Trial Dispositions | 0 | 0 | 0 | 0 | 0 | 0 | 0 | 0 | 0 | 0 | 0 | 0 |
| | Total Jury Trial Dispositions | 0 | 0 | 0 | 0 | 0 | 0 | 0 | 0 | 0 | 0 | 0 | 0 |
| Other Manner of Disposition | 0 | 0 | 0 | 0 | 0 | 0 | 0 | 0 | 0 | 0 | 0 | 0 | |
| 2nd Judicial District | Washoe County District Court | New Filings (cases) | 88 | 0 | 3 | 40 | 3 | 214 | 12 | 18 | 0 | 5 | 40 |
| | | Reopened (cases) | 25 | 0 | 0 | 13 | 1 | 93 | 22 | 10 | 0 | 1 | 10 |
| | | Charges | 119 | 0 | 4 | 46 | 3 | 270 | 68 | 28 | 0 | 8 | 49 |
| | | Grand Total Dispositions | 83 | 0 | 1 | 42 | 5 | 221 | 59 | 26 | 0 | 2 | 35 |
| | | Total Non-Trial Dispositions | 52 | 0 | 1 | 27 | 3 | 143 | 36 | 15 | 0 | 2 | 23 |
| | | Total Bench Trial Dispositions | 0 | 0 | 0 | 0 | 0 | 0 | 0 | 0 | 0 | 0 | 0 |
| | | Total Jury Trial Dispositions | 1 | 0 | 0 | 0 | 0 | 0 | 0 | 0 | 0 | 0 | 0 |
| Other Manner of Disposition | 30 | 0 | 0 | 15 | 2 | 78 | 23 | 11 | 0 | 0 | 0 | 12 | |
| 3rd Judicial District | Lyon County District Court | New Filings (cases) | 9 | 0 | 0 | 6 | 0 | 16 | 6 | 3 | 1 | 0 | 5 |
| | | Reopened (cases) | 6 | 0 | 0 | 1 | 0 | 5 | 3 | 1 | 0 | 0 | 1 |
| | | Charges | 10 | 0 | 0 | 8 | 0 | 18 | 9 | 3 | 1 | 0 | 7 |
| | | Grand Total Dispositions | 13 | 0 | 0 | 4 | 0 | 15 | 7 | 3 | 0 | 1 | 7 |
| | | Total Non-Trial Dispositions | 9 | 0 | 0 | 2 | 0 | 15 | 5 | 2 | 0 | 1 | 6 |
| | | Total Bench Trial Dispositions | 0 | 0 | 0 | 0 | 0 | 0 | 0 | 0 | 0 | 0 | 0 |
| | | Total Jury Trial Dispositions | 0 | 0 | 0 | 0 | 0 | 0 | 0 | 0 | 0 | 0 | 0 |
| Other Manner of Disposition | 4 | 0 | 0 | 2 | 0 | 0 | 2 | 1 | 0 | 0 | 1 | | |
| 4th Judicial District | Elko County District Court | New Filings (cases) | 8 | 0 | 0 | 0 | 0 | 28 | 61 | 5 | 0 | 0 | 4 |
| | | Reopened (cases) | 3 | 0 | 0 | 0 | 0 | 1 | 8 | 3 | 0 | 0 | 0 |
| | | Charges | 8 | 0 | 0 | 0 | 0 | 32 | 66 | 6 | 0 | 0 | 4 |
| | | Grand Total Dispositions | 9 | 0 | 0 | 0 | 0 | 30 | 45 | 6 | 0 | 0 | 1 |
| | | Total Non-Trial Dispositions | 7 | 0 | 0 | 0 | 0 | 27 | 39 | 4 | 0 | 0 | 1 |
| | | Total Bench Trial Dispositions | 0 | 0 | 0 | 0 | 0 | 0 | 0 | 0 | 0 | 0 | 0 |
| | | Total Jury Trial Dispositions | 0 | 0 | 0 | 0 | 0 | 0 | 0 | 0 | 0 | 0 | 0 |
| Other Manner of Disposition | 2 | 0 | 0 | 0 | 0 | 3 | 6 | 2 | 0 | 0 | 0 | | |

^a Totals reflect aggregate information from the Nevada District Courts. Information contained herein may reflect non-standard reporting and is noted by subsequent footnotes.
Source: Uniform System for Judicial Records, Nevada AOC, Research and Statistics Unit.

Table B1-2. Criminal Caseload Processed by District Courts in Nevada, Fiscal Year 2017.

| District Court, Criminal Caseload, Gross Misdemeanor (2 of 3) | | | Crimes Against Persons, Gross Misdemeanor | Domestic Violence, Gross Misdemeanor | Elder Abuse, Gross Misdemeanor | Child Abuse & Neglect, Gross Misdemeanor | Protection Order Violation, Gross Misdemeanor | Crimes Against Property, Gross Misdemeanor | Drugs, Gross Misdemeanor | Weapons, Gross Misdemeanor | Motor Vehicle - Other, Gross Misdemeanor | Public Order, Gross Misdemeanor | Other, Gross Misdemeanor | |
|--|---------------------------------------|---------------------------------------|--|---|-----------------------------------|---|--|---|-----------------------------|-------------------------------|---|------------------------------------|-----------------------------|---|
| 5th Judicial District | Esmeralda County District Court | New Filings (cases) | 0 | 0 | 0 | 0 | 0 | 0 | 0 | 0 | 0 | 0 | 0 | |
| | | Reopened (cases) | 0 | 0 | 0 | 0 | 0 | 0 | 0 | 0 | 0 | 0 | 0 | |
| | | Charges | 0 | 0 | 0 | 0 | 0 | 0 | 0 | 0 | 0 | 0 | 0 | 0 |
| | | Grand Total Dispositions | 0 | 0 | 0 | 0 | 0 | 0 | 0 | 0 | 0 | 0 | 0 | 0 |
| | | Total Non-Trial Dispositions | 0 | 0 | 0 | 0 | 0 | 0 | 0 | 0 | 0 | 0 | 0 | 0 |
| | | Total Bench Trial Dispositions | 0 | 0 | 0 | 0 | 0 | 0 | 0 | 0 | 0 | 0 | 0 | 0 |
| | | Total Jury Trial Dispositions | 0 | 0 | 0 | 0 | 0 | 0 | 0 | 0 | 0 | 0 | 0 | 0 |
| | Other Manner of Disposition | 0 | 0 | 0 | 0 | 0 | 0 | 0 | 0 | 0 | 0 | 0 | 0 | |
| | Nye County District Court | New Filings (cases) | 23 | 0 | 0 | 2 | 0 | 13 | 1 | 0 | 2 | 1 | 4 | |
| | | Reopened (cases) | 1 | 0 | 0 | 1 | 0 | 4 | 0 | 0 | 0 | 0 | 0 | |
| | | Charges | 32 | 0 | 0 | 2 | 0 | 13 | 2 | 0 | 3 | 1 | 6 | |
| | | Grand Total Dispositions | 17 | 0 | 0 | 8 | 0 | 13 | 1 | 1 | 2 | 3 | 3 | |
| | | Total Non-Trial Dispositions | 16 | 0 | 0 | 5 | 0 | 12 | 1 | 1 | 1 | 3 | 3 | |
| | | Total Bench Trial Dispositions | 0 | 0 | 0 | 0 | 0 | 0 | 0 | 0 | 0 | 0 | 0 | |
| Total Jury Trial Dispositions | | 0 | 0 | 0 | 0 | 0 | 0 | 0 | 0 | 0 | 0 | 0 | | |
| Other Manner of Disposition | 1 | 0 | 0 | 3 | 0 | 1 | 0 | 0 | 1 | 0 | 0 | | | |
| 6th Judicial District | Humboldt County District Court | New Filings (cases) | 18 | 0 | 0 | 0 | 0 | 4 | 4 | 1 | 0 | 0 | 0 | |
| | | Reopened (cases) | 0 | 0 | 0 | 0 | 0 | 0 | 0 | 0 | 0 | 0 | 0 | |
| | | Charges | 19 | 0 | 0 | 0 | 0 | 4 | 4 | 1 | 0 | 0 | 0 | |
| | | Grand Total Dispositions | 16 | 0 | 0 | 0 | 0 | 3 | 7 | 1 | 0 | 0 | 0 | |
| | | Total Non-Trial Dispositions | 13 | 0 | 0 | 0 | 0 | 2 | 7 | 1 | 0 | 0 | 0 | |
| | | Total Bench Trial Dispositions | 0 | 0 | 0 | 0 | 0 | 0 | 0 | 0 | 0 | 0 | 0 | |
| | | Total Jury Trial Dispositions | 3 | 0 | 0 | 0 | 0 | 0 | 0 | 0 | 0 | 0 | 0 | |
| Other Manner of Disposition | 0 | 0 | 0 | 0 | 0 | 1 | 0 | 0 | 0 | 0 | 0 | | | |
| 7th Judicial District | Eureka County District Court | New Filings (cases) | 0 | 0 | 0 | 0 | 0 | 2 | 0 | 0 | 0 | 0 | 0 | |
| | | Reopened (cases) | 0 | 0 | 0 | 0 | 0 | 0 | 0 | 0 | 0 | 0 | 0 | |
| | | Charges | 0 | 0 | 0 | 0 | 0 | 2 | 0 | 0 | 0 | 0 | 0 | |
| | | Grand Total Dispositions | 0 | 0 | 0 | 0 | 0 | 1 | 0 | 0 | 0 | 0 | 0 | |
| | | Total Non-Trial Dispositions | 0 | 0 | 0 | 0 | 0 | 1 | 0 | 0 | 0 | 0 | 0 | |
| | | Total Bench Trial Dispositions | 0 | 0 | 0 | 0 | 0 | 0 | 0 | 0 | 0 | 0 | 0 | |
| | | Total Jury Trial Dispositions | 0 | 0 | 0 | 0 | 0 | 0 | 0 | 0 | 0 | 0 | 0 | |
| | Other Manner of Disposition | 0 | 0 | 0 | 0 | 0 | 0 | 0 | 0 | 0 | 0 | 0 | | |
| | Lincoln County District Court | New Filings (cases) | 1 | 0 | 0 | 0 | 0 | 0 | 0 | 0 | 0 | 0 | 0 | |
| | | Reopened (cases) | 0 | 0 | 0 | 0 | 0 | 0 | 0 | 0 | 0 | 0 | 0 | |
| | | Charges | 2 | 0 | 0 | 0 | 0 | 0 | 0 | 0 | 0 | 0 | 0 | |
| | | Grand Total Dispositions ^b | 4 | 0 | 0 | 0 | 0 | 0 | 1 | 0 | 1 | 0 | 0 | |
| | | Total Non-Trial Dispositions | 4 | 0 | 0 | 0 | 0 | 0 | 1 | 0 | 1 | 0 | 0 | |
| | | Total Bench Trial Dispositions | 0 | 0 | 0 | 0 | 0 | 0 | 0 | 0 | 0 | 0 | 0 | |
| Total Jury Trial Dispositions | | 0 | 0 | 0 | 0 | 0 | 0 | 0 | 0 | 0 | 0 | 0 | | |
| Other Manner of Disposition | 0 | 0 | 0 | 0 | 0 | 0 | 0 | 0 | 0 | 0 | 0 | | | |
| White Pine County District Court | New Filings (cases) | 1 | 2 | 0 | 0 | 0 | 1 | 0 | 0 | 0 | 0 | 0 | | |
| | Reopened (cases) | 1 | 0 | 0 | 0 | 0 | 2 | 0 | 0 | 0 | 0 | 0 | | |
| | Charges | 1 | 2 | 0 | 0 | 0 | 2 | 0 | 0 | 0 | 0 | 0 | | |
| | Grand Total Dispositions ^b | 2 | 0 | 0 | 0 | 0 | 2 | 0 | 0 | 0 | 1 | 0 | | |
| | Total Non-Trial Dispositions | 0 | 0 | 0 | 0 | 0 | 1 | 0 | 0 | 0 | 0 | 0 | | |
| | Total Bench Trial Dispositions | 0 | 0 | 0 | 0 | 0 | 0 | 0 | 0 | 0 | 0 | 0 | | |
| | Total Jury Trial Dispositions | 0 | 0 | 0 | 0 | 0 | 0 | 0 | 0 | 0 | 0 | 0 | | |
| Other Manner of Disposition | 2 | 0 | 0 | 0 | 0 | 1 | 0 | 0 | 0 | 1 | 0 | | | |

^b Includes administrative case closures.

Source: Uniform System for Judicial Records, Nevada AOC, Research and Statistics Unit.

Table B1-2. Criminal Caseload Processed by District Courts in Nevada, Fiscal Year 2017.

| District Court, Criminal Caseload, Gross Misdemeanor (3 of 3) | | Crimes Against Persons, Gross Misdemeanor | Domestic Violence, Gross Misdemeanor | Elder Abuse, Gross Misdemeanor | Child Abuse & Neglect, Gross Misdemeanor | Protection Order Violation, Gross Misdemeanor | Crimes Against Property, Gross Misdemeanor | Drugs, Gross Misdemeanor | Weapons, Gross Misdemeanor | Motor Vehicle - Other, Gross Misdemeanor | Public Order, Gross Misdemeanor | Other, Gross Misdemeanor | | |
|--|---------------------------------|--|---|-----------------------------------|---|--|---|-----------------------------|-------------------------------|---|------------------------------------|-----------------------------|----------|------------|
| 8th Judicial District | Clark County | Clark County District Court | New Filings (cases) | 188 | 1 | 13 | 101 | 8 | 356 | 3 | 56 | 1 | 5 | 168 |
| | | Reopened (cases) | 85 | 0 | 0 | 43 | 1 | 91 | 3 | 21 | 0 | 1 | 1 | 32 |
| | | Charges | 373 | 2 | 19 | 123 | 8 | 546 | 3 | 97 | 1 | 9 | 9 | 230 |
| | | Grand Total Dispositions | 362 | 2 | 9 | 136 | 6 | 380 | 9 | 71 | 2 | 4 | 4 | 182 |
| | | Total Non-Trial Dispositions | 226 | 0 | 8 | 87 | 5 | 283 | 5 | 54 | 2 | 3 | 3 | 146 |
| | | Total Bench Trial Dispositions | 0 | 0 | 0 | 0 | 0 | 1 | 0 | 0 | 0 | 0 | 0 | 0 |
| | | Total Jury Trial Dispositions | 1 | 0 | 0 | 0 | 0 | 0 | 0 | 0 | 0 | 0 | 0 | 0 |
| Other Manner of Disposition | 135 | 0 | 1 | 49 | 1 | 96 | 4 | 17 | 0 | 1 | 1 | 36 | | |
| 9th Judicial District | Douglas County | Douglas County District Court | New Filings (cases) | 5 | 0 | 0 | 2 | 0 | 2 | 3 | 0 | 0 | 0 | 0 |
| | | Reopened (cases) ^c | - | - | - | - | - | - | - | - | - | - | - | - |
| | | Charges | 6 | 0 | 0 | 2 | 0 | 2 | 3 | 0 | 0 | 0 | 0 | 0 |
| | | Grand Total Dispositions | 0 | 0 | 0 | 2 | 0 | 3 | 4 | 0 | 0 | 0 | 1 | 0 |
| | | Total Non-Trial Dispositions | 0 | 0 | 0 | 2 | 0 | 3 | 4 | 0 | 0 | 1 | 1 | 0 |
| | | Total Bench Trial Dispositions | 0 | 0 | 0 | 0 | 0 | 0 | 0 | 0 | 0 | 0 | 0 | 0 |
| | | Total Jury Trial Dispositions | 0 | 0 | 0 | 0 | 0 | 0 | 0 | 0 | 0 | 0 | 0 | 0 |
| Other Manner of Disposition | 0 | 0 | 0 | 0 | 0 | 0 | 0 | 0 | 0 | 0 | 0 | 0 | | |
| 10th Judicial District | Churchill County | Churchill County District Court | New Filings (cases) | 10 | 0 | 0 | 1 | 0 | 8 | 1 | 0 | 0 | 1 | 1 |
| | | Reopened (cases) | 7 | 0 | 0 | 0 | 0 | 1 | 0 | 0 | 0 | 0 | 0 | 0 |
| | | Charges | 16 | 0 | 0 | 1 | 0 | 9 | 1 | 0 | 0 | 1 | 1 | 1 |
| | | Grand Total Dispositions | 15 | 0 | 0 | 3 | 0 | 9 | 0 | 2 | 0 | 1 | 2 | |
| | | Total Non-Trial Dispositions | 8 | 0 | 0 | 3 | 0 | 8 | 0 | 2 | 0 | 1 | 2 | |
| | | Total Bench Trial Dispositions | 0 | 0 | 0 | 0 | 0 | 0 | 0 | 0 | 0 | 0 | 0 | |
| | | Total Jury Trial Dispositions | 0 | 0 | 0 | 0 | 0 | 0 | 0 | 0 | 0 | 0 | 0 | |
| Other Manner of Disposition | 7 | 0 | 0 | 0 | 0 | 1 | 0 | 0 | 0 | 0 | 0 | | | |
| 11th Judicial District | Lander County | Lander County District Court | New Filings (cases) | 6 | 0 | 0 | 0 | 0 | 2 | 1 | 2 | 0 | 0 | 1 |
| | | Reopened (cases) | 1 | 0 | 0 | 0 | 0 | 0 | 1 | 0 | 0 | 0 | 0 | |
| | | Charges | 8 | 0 | 0 | 0 | 0 | 3 | 1 | 3 | 0 | 0 | 1 | |
| | | Grand Total Dispositions | 4 | 0 | 0 | 0 | 0 | 2 | 5 | 1 | 0 | 0 | 2 | |
| | | Total Non-Trial Dispositions | 3 | 0 | 0 | 0 | 0 | 2 | 3 | 1 | 0 | 0 | 2 | |
| | | Total Bench Trial Dispositions | 0 | 0 | 0 | 0 | 0 | 0 | 0 | 0 | 0 | 0 | 0 | |
| | | Total Jury Trial Dispositions | 0 | 0 | 0 | 0 | 0 | 0 | 0 | 0 | 0 | 0 | 0 | |
| | Other Manner of Disposition | 1 | 0 | 0 | 0 | 0 | 0 | 2 | 0 | 0 | 0 | 0 | | |
| | Mineral County | Mineral County District Court | New Filings (cases) | 3 | 0 | 0 | 2 | 1 | 0 | 3 | 0 | 0 | 0 | 0 |
| | | Reopened (cases) | 0 | 0 | 0 | 0 | 0 | 0 | 0 | 0 | 0 | 0 | 0 | |
| | | Charges | 3 | 0 | 0 | 2 | 9 | 0 | 3 | 0 | 0 | 0 | 0 | |
| | | Grand Total Dispositions | 4 | 0 | 0 | 1 | 0 | 0 | 2 | 0 | 0 | 0 | 1 | |
| | | Total Non-Trial Dispositions | 4 | 0 | 0 | 0 | 0 | 0 | 2 | 0 | 0 | 0 | 1 | |
| | | Total Bench Trial Dispositions | 0 | 0 | 0 | 0 | 0 | 0 | 0 | 0 | 0 | 0 | 0 | |
| | | Total Jury Trial Dispositions | 0 | 0 | 0 | 0 | 0 | 0 | 0 | 0 | 0 | 0 | 0 | |
| Other Manner of Disposition | 0 | 0 | 0 | 1 | 0 | 0 | 0 | 0 | 0 | 0 | 0 | | | |
| Pershing County | Pershing County District Court | New Filings (cases) | 3 | 0 | 0 | 0 | 0 | 0 | 3 | 0 | 0 | 0 | 1 | |
| | Reopened (cases) | 2 | 0 | 0 | 0 | 0 | 0 | 0 | 0 | 0 | 0 | 0 | | |
| | Charges | 3 | 0 | 0 | 0 | 0 | 0 | 4 | 0 | 0 | 0 | 1 | | |
| | Grand Total Dispositions | 3 | 0 | 0 | 0 | 0 | 0 | 3 | 0 | 0 | 0 | 1 | | |
| | Total Non-Trial Dispositions | 3 | 0 | 0 | 0 | 0 | 0 | 3 | 0 | 0 | 0 | 1 | | |
| | Total Bench Trial Dispositions | 0 | 0 | 0 | 0 | 0 | 0 | 0 | 0 | 0 | 0 | 0 | | |
| | Total Jury Trial Dispositions | 0 | 0 | 0 | 0 | 0 | 0 | 0 | 0 | 0 | 0 | 0 | | |
| Other Manner of Disposition | 0 | 0 | 0 | 0 | 0 | 0 | 0 | 0 | 0 | 0 | 0 | | | |

^c Reopened cases not reported.

Source: Uniform System for Judicial Records, Nevada AOC, Research and Statistics Unit.

Table B2-1. Civil Caseload Processed by District Courts in Nevada, Fiscal Year 2017.

| District Court, Civil Caseload, Aggregate (1 of 3) | | | Real Property | Tort | Probate | Construction Defect | Contract | Judicial Review/ Appeal | Civil Writ | Other Civil | Totals |
|--|------------------------------|---|---------------|-------|---------|---------------------|----------|-------------------------|------------|-------------|------------------|
| Totals^a | Nevada District Courts | New Filings (cases) | 1,229 | 8,844 | 4,957 | 47 | 2,950 | 1,547 | 1,175 | 6,462 | 27,211 |
| | | Reopened (cases) | 134 | 213 | 188 | 9 | 131 | 34 | 3 | 138 | 850 |
| | | Grand Total Dispositions | 1,511 | 8,152 | 7,668 | 133 | 3,218 | 1,477 | 601 | 6,522 | 29,282 |
| | | Total Non-Trial Dispositions | 1,363 | 7,846 | 7,486 | 132 | 3,035 | 1,251 | 459 | 5,616 | 27,188 |
| | | Total Bench Trial Dispositions | 47 | 22 | 32 | 0 | 48 | 3 | 2 | 39 | 193 |
| | | Total Jury Trial Dispositions | 8 | 124 | 0 | 1 | 9 | 0 | 0 | 5 | 147 |
| | | Other Manner of Disposition | 93 | 160 | 150 | 0 | 126 | 223 | 140 | 862 | 1,754 |
| 1st Judicial District | Carson City District Court | New Filings (cases) | 15 | 81 | 118 | 0 | 37 | 102 | 20 | 139 | 512 |
| | | Reopened (cases) | 0 | 2 | 0 | 0 | 0 | 1 | 0 | 2 | 5 |
| | | Grand Total Dispositions | 9 | 74 | 49 | 0 | 28 | 101 | 10 | 112 | 383 |
| | | Total Non-Trial Dispositions | 9 | 73 | 44 | 0 | 28 | 97 | 10 | 107 | 368 |
| | | Total Bench Trial Dispositions | 0 | 0 | 0 | 0 | 0 | 0 | 0 | 0 | 0 |
| | | Total Jury Trial Dispositions | 0 | 1 | 0 | 0 | 0 | 0 | 0 | 0 | 1 |
| | Storey County District Court | New Filings (cases) | 2 | 1 | 12 | 1 | 5 | 1 | 2 | 4 | 28 |
| | | Reopened (cases) | 0 | 0 | 0 | 0 | 0 | 0 | 0 | 0 | 0 |
| | | Grand Total Dispositions | 6 | 2 | 11 | 2 | 2 | 0 | 0 | 2 | 25 |
| | | Total Non-Trial Dispositions | 4 | 2 | 0 | 2 | 2 | 0 | 0 | 2 | 12 |
| | | Total Bench Trial Dispositions | 2 | 0 | 0 | 0 | 0 | 0 | 0 | 0 | 2 |
| | | Total Jury Trial Dispositions | 0 | 0 | 0 | 0 | 0 | 0 | 0 | 0 | 0 |
| | | Other Manner of Disposition | 0 | 0 | 11 | 0 | 0 | 0 | 0 | 0 | 11 |
| 2nd Judicial District | Washoe County District Court | New Filings (cases) | 137 | 551 | 735 | 7 | 166 | 312 | 17 | 1,261 | 3,186 |
| | | Reopened (cases) | 14 | 22 | 12 | 2 | 36 | 16 | 0 | 63 | 165 |
| | | Grand Total Dispositions | 134 | 532 | 789 | 15 | 263 | 303 | 17 | 1,061 | 3,114 |
| | | Total Non-Trial Dispositions | 99 | 467 | 786 | 15 | 236 | 149 | 7 | 520 | 2,279 |
| | | Total Bench Trial Dispositions | 0 | 1 | 2 | 0 | 1 | 0 | 0 | 2 | 6 |
| | | Total Jury Trial Dispositions | 0 | 6 | 0 | 0 | 0 | 0 | 0 | 0 | 6 |
| 3rd Judicial District | Lyon County District Court | New Filings (cases) | 29 | 16 | 126 | 0 | 19 | 12 | 7 | 55 | 264 |
| | | Reopened (cases) | 0 | 2 | 7 | 0 | 1 | 1 | 0 | 2 | 13 |
| | | Grand Total Dispositions^b | 42 | 20 | 166 | 0 | 40 | 7 | 6 | 73 | 354 ^b |
| | | Total Non-Trial Dispositions | 32 | 16 | 113 | 0 | 30 | 2 | 3 | 46 | 242 |
| | | Total Bench Trial Dispositions | 0 | 0 | 0 | 0 | 0 | 0 | 1 | 0 | 1 |
| | | Total Jury Trial Dispositions | 0 | 0 | 0 | 0 | 0 | 0 | 0 | 0 | 0 |
| 4th Judicial District | Elko County District Court | New Filings (cases) | 4 | 22 | 92 | 1 | 24 | 22 | 45 | 64 | 274 |
| | | Reopened (cases) | 0 | 4 | 32 | 0 | 0 | 1 | 0 | 8 | 45 |
| | | Grand Total Dispositions | 8 | 29 | 109 | 2 | 22 | 11 | 19 | 64 | 264 |
| | | Total Non-Trial Dispositions | 8 | 22 | 80 | 2 | 20 | 8 | 16 | 53 | 209 |
| | | Total Bench Trial Dispositions | 0 | 0 | 0 | 0 | 0 | 0 | 0 | 0 | 0 |
| | | Total Jury Trial Dispositions | 0 | 2 | 0 | 0 | 0 | 0 | 0 | 0 | 2 |
| | Other Manner of Disposition | 0 | 5 | 29 | 0 | 2 | 3 | 3 | 11 | 53 | |

^a Totals reflect aggregate information from the Nevada District Courts. Information contained herein may reflect non-standard reporting and is noted by subsequent footnotes.

^b Includes administrative case closures.

Source: Uniform System for Judicial Records, Nevada AOC, Research and Statistics Unit.

Table B2-1. Civil Caseload Processed by District Courts in Nevada, Fiscal Year 2017.

| District Court, Civil Caseload, Aggregate (2 of 3) | | Real Property | Tort | Probate | Construction Defect | Contract | Judicial Review/ Appeal | Civil Writ | Other Civil | Totals | |
|--|----------------------------------|---------------------------------|------|---------|---------------------|----------|-------------------------|------------|-------------|--------|-----|
| 5th Judicial District | Esmeralda County District Court | New Filings (cases) | 3 | 1 | 11 | 0 | 0 | 17 | 0 | 0 | 32 |
| | | Reopened (cases) | 0 | 0 | 0 | 0 | 0 | 0 | 0 | 0 | 0 |
| | | Grand Total Dispositions | 0 | 0 | 2 | 0 | 0 | 4 | 0 | 0 | 6 |
| | | Total Non-Trial Dispositions | 0 | 0 | 0 | 0 | 0 | 2 | 0 | 0 | 2 |
| | | Total Bench Trial Dispositions | 0 | 0 | 0 | 0 | 0 | 0 | 0 | 0 | 0 |
| | | Total Jury Trial Dispositions | 0 | 0 | 0 | 0 | 0 | 0 | 0 | 0 | 0 |
| | | Other Manner of Disposition | 0 | 0 | 2 | 0 | 0 | 2 | 0 | 0 | 4 |
| | Nye County District Court | New Filings (cases) | 37 | 32 | 252 | 2 | 50 | 10 | 56 | 41 | 480 |
| | | Reopened (cases) | 1 | 0 | 13 | 0 | 0 | 1 | 0 | 1 | 16 |
| | | Grand Total Dispositions | 24 | 22 | 151 | 1 | 46 | 9 | 23 | 19 | 295 |
| | | Total Non-Trial Dispositions | 21 | 19 | 132 | 1 | 39 | 4 | 11 | 14 | 241 |
| | Total Bench Trial Dispositions | 2 | 0 | 0 | 0 | 0 | 0 | 0 | 0 | 2 | |
| | Total Jury Trial Dispositions | 0 | 1 | 0 | 0 | 0 | 0 | 0 | 0 | 1 | |
| | Other Manner of Disposition | 1 | 2 | 19 | 0 | 7 | 5 | 12 | 5 | 51 | |
| 6th Judicial District | Humboldt County District Court | New Filings (cases) | 9 | 7 | 45 | 0 | 16 | 14 | 94 | 22 | 207 |
| | | Reopened (cases) | 0 | 0 | 1 | 0 | 0 | 0 | 0 | 0 | 1 |
| | | Grand Total Dispositions | 4 | 12 | 59 | 0 | 17 | 11 | 94 | 23 | 220 |
| | | Total Non-Trial Dispositions | 3 | 12 | 48 | 0 | 16 | 6 | 3 | 20 | 108 |
| | | Total Bench Trial Dispositions | 0 | 0 | 0 | 0 | 0 | 1 | 0 | 0 | 1 |
| | | Total Jury Trial Dispositions | 0 | 0 | 0 | 0 | 0 | 0 | 0 | 0 | 0 |
| | Other Manner of Disposition | 1 | 0 | 11 | 0 | 1 | 4 | 91 | 3 | 111 | |
| 7th Judicial District | Eureka County District Court | New Filings (cases) | 0 | 0 | 5 | 0 | 0 | 0 | 1 | 2 | 8 |
| | | Reopened (cases) | 0 | 0 | 0 | 0 | 0 | 0 | 0 | 0 | 0 |
| | | Grand Total Dispositions | 0 | 0 | 5 | 0 | 0 | 2 | 0 | 1 | 8 |
| | | Total Non-Trial Dispositions | 0 | 0 | 4 | 0 | 0 | 1 | 0 | 0 | 5 |
| | | Total Bench Trial Dispositions | 0 | 0 | 0 | 0 | 0 | 0 | 0 | 0 | 0 |
| | | Total Jury Trial Dispositions | 0 | 0 | 0 | 0 | 0 | 0 | 0 | 0 | 0 |
| | | Other Manner of Disposition | 0 | 0 | 1 | 0 | 0 | 1 | 0 | 1 | 3 |
| | Lincoln County District Court | New Filings (cases) | 4 | 0 | 17 | 0 | 1 | 0 | 13 | 7 | 42 |
| | | Reopened (cases) | 0 | 0 | 0 | 0 | 0 | 0 | 0 | 0 | 0 |
| | | Grand Total Dispositions | 1 | 0 | 10 | 0 | 2 | 0 | 2 | 1 | 16 |
| | | Total Non-Trial Dispositions | 1 | 0 | 10 | 0 | 2 | 0 | 2 | 1 | 16 |
| | | Total Bench Trial Dispositions | 0 | 0 | 0 | 0 | 0 | 0 | 0 | 0 | 0 |
| | | Total Jury Trial Dispositions | 0 | 0 | 0 | 0 | 0 | 0 | 0 | 0 | 0 |
| | | Other Manner of Disposition | 0 | 0 | 0 | 0 | 0 | 0 | 0 | 0 | 0 |
| | White Pine County District Court | New Filings (cases) | 9 | 6 | 27 | 0 | 7 | 10 | 97 | 27 | 183 |
| | Reopened (cases) | 1 | 0 | 7 | 0 | 0 | 1 | 1 | 3 | 13 | |
| | Grand Total Dispositions | 6 | 10 | 35 | 0 | 4 | 9 | 89 | 28 | 181 | |
| | Total Non-Trial Dispositions | 6 | 10 | 34 | 0 | 4 | 9 | 85 | 26 | 174 | |
| | Total Bench Trial Dispositions | 0 | 0 | 0 | 0 | 0 | 0 | 0 | 1 | 1 | |
| | Total Jury Trial Dispositions | 0 | 0 | 0 | 0 | 0 | 0 | 0 | 0 | 0 | |
| | Other Manner of Disposition | 0 | 0 | 1 | 0 | 0 | 0 | 4 | 1 | 6 | |

Source: Uniform System for Judicial Records, Nevada AOC, Research and Statistics Unit.

Table B2-1. Civil Caseload Processed by District Courts in Nevada, Fiscal Year 2017.

| District Court, Civil Caseload, Aggregate (3 of 3) | | | Real Property | Tort | Probate | Construction Defect | Contract | Judicial Review/ Appeal | Civil Writ | Other Civil | Totals |
|--|---------------------------------|--------------------------------------|---------------|-------|---------|---------------------|----------|-------------------------|------------|-------------|----------------|
| 8th Judicial District | Clark County District Court | New Filings (cases) | 938 | 8,090 | 3,302 | 34 | 2,562 | 1,029 | 808 | 4,652 | 21,415 |
| | | Reopened (cases) | 116 | 182 | 53 | 7 | 93 | 12 | 1 | 57 | 521 |
| | | Grand Total Dispositions | 1,235 | 7,419 | 6,049 | 111 | 2,743 | 994 | 332 | 4,974 | 23,857 |
| | | Total Non-Trial Dispositions | 1,147 | 7,194 | 6,019 | 110 | 2,608 | 949 | 319 | 4,711 | 23,057 |
| | | Total Bench Trial Dispositions | 42 | 21 | 30 | 0 | 47 | 1 | 0 | 36 | 177 |
| | | Total Jury Trial Dispositions | 8 | 114 | 0 | 1 | 9 | 0 | 0 | 5 | 137 |
| | | Other Manner of Disposition | 38 | 90 | 0 | 0 | 79 | 44 | 13 | 222 | 486 |
| 9th Judicial District | Douglas County District Court | New Filings (cases) | 17 | 15 | 117 | 0 | 48 | 8 | 1 | 94 | 300 |
| | | Reopened (cases) ^c | - | - | - | - | - | - | - | - | - ^c |
| | | Grand Total Dispositions | 17 | 17 | 114 | 0 | 23 | 6 | 1 | 88 | 266 |
| | | Total Non-Trial Dispositions | 17 | 17 | 113 | 0 | 23 | 5 | 1 | 76 | 252 |
| | | Total Bench Trial Dispositions | 0 | 0 | 0 | 0 | 0 | 0 | 0 | 0 | 0 |
| | | Total Jury Trial Dispositions | 0 | 0 | 0 | 0 | 0 | 0 | 0 | 0 | 0 |
| | | Other Manner of Disposition | 0 | 0 | 1 | 0 | 0 | 1 | 0 | 12 | 14 |
| 10th Judicial District | Churchill County District Court | New Filings (cases) | 13 | 13 | 49 | 0 | 7 | 7 | 3 | 19 | 111 |
| | | Reopened (cases) | 2 | 1 | 63 | 0 | 1 | 1 | 0 | 1 | 69 |
| | | Grand Total Dispositions | 13 | 9 | 108 | 0 | 17 | 15 | 2 | 20 | 184 |
| | | Total Non-Trial Dispositions | 12 | 9 | 103 | 0 | 17 | 15 | 2 | 19 | 177 |
| | | Total Bench Trial Dispositions | 1 | 0 | 0 | 0 | 0 | 0 | 0 | 0 | 1 |
| | | Total Jury Trial Dispositions | 0 | 0 | 0 | 0 | 0 | 0 | 0 | 0 | 0 |
| | | Other Manner of Disposition | 0 | 0 | 5 | 0 | 0 | 0 | 0 | 1 | 6 |
| 11th Judicial District | Lander County District Court | New Filings (cases) | 6 | 1 | 18 | 0 | 4 | 0 | 0 | 24 | 53 |
| | | Reopened (cases) | 0 | 0 | 0 | 0 | 0 | 0 | 0 | 0 | 0 |
| | | Grand Total Dispositions | 7 | 1 | 2 | 0 | 5 | 1 | 1 | 8 | 25 |
| | | Total Non-Trial Dispositions | 2 | 1 | 0 | 0 | 5 | 1 | 0 | 3 | 12 |
| | | Total Bench Trial Dispositions | 0 | 0 | 0 | 0 | 0 | 0 | 1 | 0 | 1 |
| | | Total Jury Trial Dispositions | 0 | 0 | 0 | 0 | 0 | 0 | 0 | 0 | 0 |
| | | Other Manner of Disposition | 5 | 0 | 2 | 0 | 0 | 0 | 0 | 5 | 12 |
| | Mineral County District Court | New Filings (cases) | 2 | 1 | 13 | 2 | 1 | 0 | 0 | 6 | 25 |
| | | Reopened (cases) | 0 | 0 | 0 | 0 | 0 | 0 | 0 | 0 | 0 |
| | | Grand Total Dispositions | 2 | 0 | 3 | 1 | 3 | 1 | 0 | 5 | 15 |
| | | Total Non-Trial Dispositions | 0 | 0 | 0 | 1 | 2 | 1 | 0 | 2 | 6 |
| | | Total Bench Trial Dispositions | 0 | 0 | 0 | 0 | 0 | 0 | 0 | 0 | 0 |
| | | Total Jury Trial Dispositions | 0 | 0 | 0 | 0 | 0 | 0 | 0 | 0 | 0 |
| | | Other Manner of Disposition | 2 | 0 | 3 | 0 | 1 | 0 | 0 | 3 | 9 |
| | Pershing County District Court | New Filings (cases) | 4 | 7 | 18 | 0 | 3 | 3 | 11 | 45 | 91 |
| | | Reopened (cases) | 0 | 0 | 0 | 0 | 0 | 0 | 1 | 1 | 2 |
| | | Grand Total Dispositions | 3 | 5 | 6 | 1 | 3 | 3 | 5 | 43 | 69 |
| | Total Non-Trial Dispositions | 2 | 4 | 0 | 1 | 3 | 2 | 0 | 16 | 28 | |
| | Total Bench Trial Dispositions | 0 | 0 | 0 | 0 | 0 | 1 | 0 | 0 | 1 | |
| | Total Jury Trial Dispositions | 0 | 0 | 0 | 0 | 0 | 0 | 0 | 0 | 0 | |
| | Other Manner of Disposition | 1 | 1 | 6 | 0 | 0 | 0 | 5 | 27 | 40 | |

^c Reopened cases not reported.

Source: Uniform System for Judicial Records, Nevada AOC, Research and Statistics Unit.

Table B2-2. Civil Caseload Processed by District Courts in Nevada, Fiscal Year 2017.

| District Court Civil Caseload, Real Property and Tort (1 of 3) | | | Real Property | | | | | | Tort | | | | | | | | | | | |
|--|------------------------------|---|-------------------|---------------------------|----------------------|----------------------------|---------------------------------|---------------------|-----------------|--------------------|------------------|----------------|-------|------------|-------------------|-------------------|---------------------------|-----------------|----------------|------------|
| | | | Unlawful Detainer | Other Landlord/ Tenant | Judicial Foreclosure | Other Title to Property | Condemnation/ Eminent Domain | Other Real Property | Auto Negligence | Premises Liability | Other Negligence | Medical/Dental | Legal | Accounting | Other Malpractice | Product Liability | Intentional Misconduct | Employment Tort | Insurance Tort | Other Tort |
| Totals^a | Nevada District Courts | New Filings (cases) | 43 | 89 | 122 | 676 | 14 | 285 | 5,899 | 1,314 | 522 | 166 | 32 | 1 | 8 | 66 | 215 | 100 | 92 | 429 |
| | | Reopened (cases) | 3 | 0 | 13 | 104 | 0 | 14 | 112 | 43 | 12 | 10 | 1 | 0 | 1 | 3 | 10 | 3 | 1 | 17 |
| | | Grand Total Dispositions | 30 | 89 | 143 | 985 | 19 | 245 | 5,451 | 1,180 | 505 | 165 | 32 | 3 | 6 | 72 | 226 | 70 | 52 | 390 |
| | | Total Non-Trial Dispositions | 26 | 82 | 127 | 885 | 16 | 227 | 5,282 | 1,144 | 473 | 146 | 31 | 3 | 6 | 69 | 209 | 65 | 48 | 370 |
| | | Total Bench Trial Dispositions | 0 | 2 | 7 | 31 | 1 | 6 | 6 | 1 | 2 | 0 | 0 | 0 | 0 | 0 | 6 | 1 | 0 | 6 |
| | | Total Jury Trial Dispositions | 0 | 1 | 0 | 5 | 1 | 1 | 87 | 12 | 4 | 15 | 0 | 0 | 0 | 1 | 2 | 0 | 1 | 2 |
| | Other Manner of Disposition | 4 | 4 | 9 | 64 | 1 | 11 | 76 | 23 | 26 | 4 | 1 | 0 | 0 | 2 | 9 | 4 | 3 | 12 | |
| 1st Judicial District | Carson City District Court | New Filings (cases) | 0 | 1 | 1 | 6 | 0 | 7 | 36 | 13 | 8 | 4 | 0 | 0 | 0 | 0 | 4 | 2 | 3 | 11 |
| | | Reopened (cases) | 0 | 0 | 0 | 0 | 0 | 0 | 0 | 0 | 1 | 0 | 0 | 0 | 0 | 0 | 1 | 0 | 0 | 0 |
| | | Grand Total Dispositions | 0 | 0 | 1 | 7 | 0 | 1 | 33 | 19 | 8 | 0 | 1 | 0 | 0 | 0 | 4 | 0 | 3 | 6 |
| | | Total Non-Trial Dispositions | 0 | 0 | 1 | 7 | 0 | 1 | 33 | 19 | 8 | 0 | 1 | 0 | 0 | 0 | 4 | 0 | 2 | 6 |
| | | Total Bench Trial Dispositions | 0 | 0 | 0 | 0 | 0 | 0 | 0 | 0 | 0 | 0 | 0 | 0 | 0 | 0 | 0 | 0 | 0 | 0 |
| | | Total Jury Trial Dispositions | 0 | 0 | 0 | 0 | 0 | 0 | 0 | 0 | 0 | 0 | 0 | 0 | 0 | 0 | 0 | 0 | 1 | 0 |
| | | Other Manner of Disposition | 0 | 0 | 0 | 0 | 0 | 0 | 0 | 0 | 0 | 0 | 0 | 0 | 0 | 0 | 0 | 0 | 0 | |
| | Storey County District Court | New Filings (cases) | 0 | 0 | 0 | 2 | 0 | 0 | 0 | 0 | 0 | 0 | 1 | 0 | 0 | 0 | 0 | 0 | 0 | 0 |
| | | Reopened (cases) | 0 | 0 | 0 | 0 | 0 | 0 | 0 | 0 | 0 | 0 | 0 | 0 | 0 | 0 | 0 | 0 | 0 | 0 |
| | | Grand Total Dispositions | 0 | 0 | 2 | 4 | 0 | 0 | 0 | 0 | 0 | 0 | 2 | 0 | 0 | 0 | 0 | 0 | 0 | 0 |
| Total Non-Trial Dispositions | | 0 | 0 | 0 | 4 | 0 | 0 | 0 | 0 | 0 | 0 | 2 | 0 | 0 | 0 | 0 | 0 | 0 | 0 | |
| Total Bench Trial Dispositions | | 0 | 0 | 2 | 0 | 0 | 0 | 0 | 0 | 0 | 0 | 0 | 0 | 0 | 0 | 0 | 0 | 0 | 0 | |
| Total Jury Trial Dispositions | | 0 | 0 | 0 | 0 | 0 | 0 | 0 | 0 | 0 | 0 | 0 | 0 | 0 | 0 | 0 | 0 | 0 | 0 | |
| | Other Manner of Disposition | 0 | 0 | 0 | 0 | 0 | 0 | 0 | 0 | 0 | 0 | 0 | 0 | 0 | 0 | 0 | 0 | 0 | | |
| 2nd Judicial District | Washoe County District Court | New Filings (cases) | 2 | 7 | 23 | 103 | 2 | 0 | 309 | 62 | 56 | 11 | 3 | 0 | 2 | 15 | 20 | 7 | 21 | 45 |
| | | Reopened (cases) | 1 | 0 | 11 | 2 | 0 | 0 | 13 | 2 | 1 | 2 | 1 | 0 | 0 | 1 | 0 | 1 | 1 | |
| | | Grand Total Dispositions | 1 | 9 | 34 | 87 | 2 | 1 | 297 | 66 | 56 | 16 | 8 | 0 | 1 | 12 | 21 | 7 | 10 | 38 |
| | | Total Non-Trial Dispositions | 1 | 7 | 30 | 58 | 2 | 1 | 267 | 59 | 47 | 13 | 7 | 0 | 1 | 11 | 20 | 6 | 8 | 28 |
| | | Total Bench Trial Dispositions | 0 | 0 | 0 | 0 | 0 | 0 | 0 | 0 | 0 | 0 | 0 | 0 | 0 | 0 | 0 | 0 | 0 | 1 |
| | | Total Jury Trial Dispositions | 0 | 0 | 0 | 0 | 0 | 0 | 3 | 1 | 0 | 1 | 0 | 0 | 0 | 0 | 0 | 0 | 0 | 1 |
| | Other Manner of Disposition | 0 | 2 | 4 | 29 | 0 | 0 | 27 | 6 | 9 | 2 | 1 | 0 | 0 | 1 | 1 | 1 | 2 | 8 | |
| 3rd Judicial District | Lyon County District Court | New Filings (cases) | 0 | 0 | 4 | 20 | 3 | 2 | 7 | 3 | 1 | 0 | 0 | 0 | 0 | 0 | 2 | 1 | 0 | 2 |
| | | Reopened (cases) | 0 | 0 | 0 | 0 | 0 | 0 | 0 | 0 | 0 | 0 | 0 | 0 | 0 | 0 | 2 | 0 | 0 | 0 |
| | | Grand Total Dispositions^b | 0 | 0 | 7 | 30 | 0 | 5 | 7 | 1 | 5 | 0 | 0 | 0 | 0 | 0 | 4 | 0 | 0 | 3 |
| | | Total Non-Trial Dispositions | 0 | 0 | 4 | 25 | 0 | 3 | 6 | 1 | 4 | 0 | 0 | 0 | 0 | 0 | 3 | 0 | 0 | 2 |
| | | Total Bench Trial Dispositions | 0 | 0 | 0 | 0 | 0 | 0 | 0 | 0 | 0 | 0 | 0 | 0 | 0 | 0 | 0 | 0 | 0 | 0 |
| | | Total Jury Trial Dispositions | 0 | 0 | 0 | 0 | 0 | 0 | 0 | 0 | 0 | 0 | 0 | 0 | 0 | 0 | 0 | 0 | 0 | 0 |
| | Other Manner of Disposition | 0 | 0 | 3 | 5 | 0 | 2 | 1 | 0 | 1 | 0 | 0 | 0 | 0 | 1 | 0 | 0 | 1 | | |
| 4th Judicial District | Elko County District Court | New Filings (cases) | 0 | 0 | 1 | 3 | 0 | 0 | 13 | 3 | 0 | 2 | 0 | 0 | 0 | 0 | 1 | 0 | 1 | 2 |
| | | Reopened (cases) | 0 | 0 | 0 | 0 | 0 | 0 | 3 | 0 | 0 | 0 | 0 | 0 | 0 | 0 | 1 | 0 | 0 | |
| | | Grand Total Dispositions | 0 | 3 | 1 | 1 | 0 | 3 | 19 | 7 | 2 | 1 | 0 | 0 | 0 | 0 | 0 | 0 | 0 | 0 |
| | | Total Non-Trial Dispositions | 0 | 3 | 1 | 1 | 0 | 3 | 15 | 5 | 2 | 0 | 0 | 0 | 0 | 0 | 0 | 0 | 0 | 0 |
| | | Total Bench Trial Dispositions | 0 | 0 | 0 | 0 | 0 | 0 | 0 | 0 | 0 | 0 | 0 | 0 | 0 | 0 | 0 | 0 | 0 | 0 |
| | | Total Jury Trial Dispositions | 0 | 0 | 0 | 0 | 0 | 0 | 0 | 2 | 0 | 0 | 0 | 0 | 0 | 0 | 0 | 0 | 0 | 0 |
| | Other Manner of Disposition | 0 | 0 | 0 | 0 | 0 | 0 | 4 | 0 | 0 | 1 | 0 | 0 | 0 | 0 | 0 | 0 | 0 | | |

^a Totals reflect aggregate information from the Nevada District Courts. Information contained herein may reflect non-standard reporting and is noted by subsequent footnotes.

^b Includes administrative case closures.

Source: Uniform System for Judicial Records, Nevada AOC, Research and Statistics Unit.

Table B2-2. Civil Caseload Processed by District Courts in Nevada, Fiscal Year 2017.

| District Court Civil Caseload, Real Property and Tort (2 of 3) | | | Real Property | | | | | | Tort | | | | | | | | | | | | |
|--|------------------------------------|--------------------------------|-------------------|---------------------------|----------------------|----------------------------|---------------------------------|---------------------|-----------------|--------------------|------------------|----------------|-------|------------|-------------------|-------------------|---------------------------|-----------------|----------------|------------|---|
| | | | Unlawful Detainer | Other Landlord/ Tenant | Judicial Foreclosure | Other Title to Property | Condemnation/ Eminent Domain | Other Real Property | Auto Negligence | Premises Liability | Other Negligence | Medical/Dental | Legal | Accounting | Other Malpractice | Product Liability | Intentional Misconduct | Employment Tort | Insurance Tort | Other Tort | |
| 5th Judicial District | Esmeralda County District Court | New Filings (cases) | 0 | 0 | 0 | 3 | 0 | 0 | 1 | 0 | 0 | 0 | 0 | 0 | 0 | 0 | 0 | 0 | 0 | 0 | |
| | | Reopened (cases) | 0 | 0 | 0 | 0 | 0 | 0 | 0 | 0 | 0 | 0 | 0 | 0 | 0 | 0 | 0 | 0 | 0 | 0 | 0 |
| | | Grand Total Dispositions | 0 | 0 | 0 | 0 | 0 | 0 | 0 | 0 | 0 | 0 | 0 | 0 | 0 | 0 | 0 | 0 | 0 | 0 | 0 |
| | | Total Non-Trial Dispositions | 0 | 0 | 0 | 0 | 0 | 0 | 0 | 0 | 0 | 0 | 0 | 0 | 0 | 0 | 0 | 0 | 0 | 0 | 0 |
| | | Total Bench Trial Dispositions | 0 | 0 | 0 | 0 | 0 | 0 | 0 | 0 | 0 | 0 | 0 | 0 | 0 | 0 | 0 | 0 | 0 | 0 | 0 |
| | | Total Jury Trial Dispositions | 0 | 0 | 0 | 0 | 0 | 0 | 0 | 0 | 0 | 0 | 0 | 0 | 0 | 0 | 0 | 0 | 0 | 0 | 0 |
| | Other Manner of Disposition | 0 | 0 | 0 | 0 | 0 | 0 | 0 | 0 | 0 | 0 | 0 | 0 | 0 | 0 | 0 | 0 | 0 | 0 | 0 | |
| | Nye County District Court | New Filings (cases) | 0 | 0 | 4 | 31 | 0 | 2 | 9 | 8 | 4 | 0 | 0 | 0 | 0 | 2 | 2 | 0 | 7 | 0 | |
| | | Reopened (cases) | 0 | 0 | 0 | 1 | 0 | 0 | 0 | 0 | 0 | 0 | 0 | 0 | 0 | 0 | 0 | 0 | 0 | 0 | 0 |
| | | Grand Total Dispositions | 0 | 0 | 5 | 18 | 0 | 1 | 9 | 4 | 2 | 1 | 0 | 0 | 0 | 1 | 2 | 1 | 0 | 2 | 0 |
| Total Non-Trial Dispositions | | 0 | 0 | 5 | 15 | 0 | 1 | 7 | 4 | 2 | 0 | 0 | 0 | 0 | 1 | 2 | 1 | 0 | 2 | 0 | |
| Total Bench Trial Dispositions | | 0 | 0 | 0 | 2 | 0 | 0 | 0 | 0 | 0 | 0 | 0 | 0 | 0 | 0 | 0 | 0 | 0 | 0 | 0 | |
| Total Jury Trial Dispositions | | 0 | 0 | 0 | 0 | 0 | 0 | 0 | 0 | 0 | 1 | 0 | 0 | 0 | 0 | 0 | 0 | 0 | 0 | 0 | |
| Other Manner of Disposition | 0 | 0 | 0 | 1 | 0 | 0 | 2 | 0 | 0 | 0 | 0 | 0 | 0 | 0 | 0 | 0 | 0 | 0 | 0 | | |
| 6th Judicial District | Humboldt County District Court | New Filings (cases) | 0 | 0 | 0 | 6 | 0 | 3 | 4 | 0 | 1 | 0 | 0 | 0 | 0 | 1 | 0 | 0 | 1 | 0 | |
| | | Reopened (cases) | 0 | 0 | 0 | 0 | 0 | 0 | 0 | 0 | 0 | 0 | 0 | 0 | 0 | 0 | 0 | 0 | 0 | 0 | 0 |
| | | Grand Total Dispositions | 0 | 0 | 1 | 3 | 0 | 0 | 7 | 2 | 1 | 1 | 0 | 0 | 0 | 0 | 0 | 0 | 0 | 0 | 1 |
| | | Total Non-Trial Dispositions | 0 | 0 | 0 | 3 | 0 | 0 | 7 | 2 | 1 | 1 | 0 | 0 | 0 | 0 | 0 | 0 | 0 | 0 | 1 |
| | | Total Bench Trial Dispositions | 0 | 0 | 0 | 0 | 0 | 0 | 0 | 0 | 0 | 0 | 0 | 0 | 0 | 0 | 0 | 0 | 0 | 0 | 0 |
| | | Total Jury Trial Dispositions | 0 | 0 | 0 | 0 | 0 | 0 | 0 | 0 | 0 | 0 | 0 | 0 | 0 | 0 | 0 | 0 | 0 | 0 | 0 |
| Other Manner of Disposition | 0 | 0 | 1 | 0 | 0 | 0 | 0 | 0 | 0 | 0 | 0 | 0 | 0 | 0 | 0 | 0 | 0 | 0 | 0 | | |
| 7th Judicial District | Eureka County District Court | New Filings (cases) | 0 | 0 | 0 | 0 | 0 | 0 | 0 | 0 | 0 | 0 | 0 | 0 | 0 | 0 | 0 | 0 | 0 | 0 | |
| | | Reopened (cases) | 0 | 0 | 0 | 0 | 0 | 0 | 0 | 0 | 0 | 0 | 0 | 0 | 0 | 0 | 0 | 0 | 0 | 0 | 0 |
| | | Grand Total Dispositions | 0 | 0 | 0 | 0 | 0 | 0 | 0 | 0 | 0 | 0 | 0 | 0 | 0 | 0 | 0 | 0 | 0 | 0 | 0 |
| | | Total Non-Trial Dispositions | 0 | 0 | 0 | 0 | 0 | 0 | 0 | 0 | 0 | 0 | 0 | 0 | 0 | 0 | 0 | 0 | 0 | 0 | 0 |
| | | Total Bench Trial Dispositions | 0 | 0 | 0 | 0 | 0 | 0 | 0 | 0 | 0 | 0 | 0 | 0 | 0 | 0 | 0 | 0 | 0 | 0 | 0 |
| | | Total Jury Trial Dispositions | 0 | 0 | 0 | 0 | 0 | 0 | 0 | 0 | 0 | 0 | 0 | 0 | 0 | 0 | 0 | 0 | 0 | 0 | 0 |
| | Other Manner of Disposition | 0 | 0 | 0 | 0 | 0 | 0 | 0 | 0 | 0 | 0 | 0 | 0 | 0 | 0 | 0 | 0 | 0 | 0 | 0 | |
| | Lincoln County District Court | New Filings (cases) | 0 | 0 | 0 | 4 | 0 | 0 | 0 | 0 | 0 | 0 | 0 | 0 | 0 | 0 | 0 | 0 | 0 | 0 | 0 |
| | | Reopened (cases) | 0 | 0 | 0 | 0 | 0 | 0 | 0 | 0 | 0 | 0 | 0 | 0 | 0 | 0 | 0 | 0 | 0 | 0 | 0 |
| | | Grand Total Dispositions | 0 | 0 | 0 | 1 | 0 | 0 | 0 | 0 | 0 | 0 | 0 | 0 | 0 | 0 | 0 | 0 | 0 | 0 | 0 |
| | | Total Non-Trial Dispositions | 0 | 0 | 0 | 1 | 0 | 0 | 0 | 0 | 0 | 0 | 0 | 0 | 0 | 0 | 0 | 0 | 0 | 0 | 0 |
| | | Total Bench Trial Dispositions | 0 | 0 | 0 | 0 | 0 | 0 | 0 | 0 | 0 | 0 | 0 | 0 | 0 | 0 | 0 | 0 | 0 | 0 | 0 |
| Total Jury Trial Dispositions | | 0 | 0 | 0 | 0 | 0 | 0 | 0 | 0 | 0 | 0 | 0 | 0 | 0 | 0 | 0 | 0 | 0 | 0 | 0 | |
| Other Manner of Disposition | 0 | 0 | 0 | 0 | 0 | 0 | 0 | 0 | 0 | 0 | 0 | 0 | 0 | 0 | 0 | 0 | 0 | 0 | 0 | | |
| White Pine County District Court | New Filings (cases) | 0 | 0 | 0 | 5 | 0 | 4 | 1 | 2 | 1 | 2 | 0 | 0 | 0 | 0 | 0 | 0 | 0 | 0 | 0 | |
| | Reopened (cases) | 0 | 0 | 0 | 1 | 0 | 0 | 0 | 0 | 0 | 0 | 0 | 0 | 0 | 0 | 0 | 0 | 0 | 0 | 0 | |
| | Grand Total Dispositions | 0 | 0 | 1 | 2 | 0 | 3 | 1 | 3 | 2 | 3 | 1 | 0 | 0 | 0 | 0 | 0 | 0 | 0 | 0 | |
| | Total Non-Trial Dispositions | 0 | 0 | 1 | 2 | 0 | 3 | 1 | 3 | 2 | 3 | 1 | 0 | 0 | 0 | 0 | 0 | 0 | 0 | 0 | |
| | Total Bench Trial Dispositions | 0 | 0 | 0 | 0 | 0 | 0 | 0 | 0 | 0 | 0 | 0 | 0 | 0 | 0 | 0 | 0 | 0 | 0 | 0 | |
| | Total Jury Trial Dispositions | 0 | 0 | 0 | 0 | 0 | 0 | 0 | 0 | 0 | 0 | 0 | 0 | 0 | 0 | 0 | 0 | 0 | 0 | 0 | |
| Other Manner of Disposition | 0 | 0 | 0 | 0 | 0 | 0 | 0 | 0 | 0 | 0 | 0 | 0 | 0 | 0 | 0 | 0 | 0 | 0 | 0 | | |

Source: Uniform System for Judicial Records, Nevada AOC, Research and Statistics Unit.

Table B2-2. Civil Caseload Processed by District Courts in Nevada, Fiscal Year 2017.

| District Court Civil Caseload, Real Property and Tort (3 of 3) | | | Real Property | | | | | | Tort | | | | | | | | | | | |
|--|------------------------------------|-------------------------------------|-------------------|---------------------------|----------------------|----------------------------|---------------------------------|---------------------|-----------------|--------------------|------------------|----------------|-------|------------|-------------------|-------------------|---------------------------|-----------------|----------------|------------|
| | | | Unlawful Detainer | Other Landlord/ Tenant | Judicial Foreclosure | Other Title to Property | Condemnation/ Eminent Domain | Other Real Property | Auto Negligence | Premises Liability | Other Negligence | Medical/Dental | Legal | Accounting | Other Malpractice | Product Liability | Intentional Misconduct | Employment Tort | Insurance Tort | Other Tort |
| 8th Judicial District | Clark County District Court | New Filings (cases) | 41 | 81 | 88 | 466 | 7 | 255 | 5,505 | 1,215 | 445 | 146 | 27 | 1 | 6 | 51 | 180 | 87 | 67 | 360 |
| | | Reopened (cases) | 2 | 0 | 2 | 98 | 0 | 14 | 95 | 40 | 11 | 8 | 0 | 0 | 1 | 3 | 6 | 2 | 0 | 16 |
| | | Grand Total Dispositions | 29 | 75 | 91 | 806 | 15 | 219 | 5,062 | 1,075 | 425 | 140 | 19 | 3 | 5 | 59 | 192 | 61 | 39 | 339 |
| | | Total Non-Trial Dispositions | 25 | 70 | 85 | 750 | 12 | 205 | 4,930 | 1,048 | 403 | 126 | 19 | 3 | 5 | 57 | 178 | 57 | 38 | 330 |
| | | Total Bench Trial Dispositions | 0 | 2 | 5 | 29 | 1 | 5 | 6 | 1 | 2 | 0 | 0 | 0 | 0 | 0 | 6 | 1 | 0 | 5 |
| | | Total Jury Trial Dispositions | 0 | 1 | 0 | 5 | 1 | 1 | 84 | 9 | 4 | 13 | 0 | 0 | 0 | 1 | 2 | 0 | 0 | 1 |
| Other Manner of Disposition | 4 | 2 | 1 | 22 | 1 | 8 | 42 | 17 | 16 | 1 | 0 | 0 | 0 | 1 | 6 | 3 | 1 | 3 | | |
| 9th Judicial District | Douglas County District Court | New Filings (cases) | 0 | 0 | 0 | 11 | 2 | 4 | 8 | 3 | 1 | 1 | 0 | 0 | 0 | 1 | 1 | 0 | 0 | |
| | | Reopened (cases)^c | - | - | - | - | - | - | - | - | - | - | - | - | - | - | - | - | - | |
| | | Grand Total Dispositions | 0 | 2 | 0 | 9 | 2 | 4 | 7 | 2 | 3 | 2 | 0 | 0 | 0 | 1 | 1 | 0 | 1 | |
| | | Total Non-Trial Dispositions | 0 | 2 | 0 | 9 | 2 | 4 | 7 | 2 | 3 | 2 | 0 | 0 | 0 | 1 | 1 | 0 | 1 | |
| | | Total Bench Trial Dispositions | 0 | 0 | 0 | 0 | 0 | 0 | 0 | 0 | 0 | 0 | 0 | 0 | 0 | 0 | 0 | 0 | 0 | |
| | | Total Jury Trial Dispositions | 0 | 0 | 0 | 0 | 0 | 0 | 0 | 0 | 0 | 0 | 0 | 0 | 0 | 0 | 0 | 0 | 0 | |
| Other Manner of Disposition | 0 | 0 | 0 | 0 | 0 | 0 | 0 | 0 | 0 | 0 | 0 | 0 | 0 | 0 | 0 | 0 | 0 | | | |
| 10th Judicial District | Churchill County District Court | New Filings (cases) | 0 | 0 | 0 | 7 | 0 | 6 | 5 | 4 | 4 | 0 | 0 | 0 | 0 | 0 | 0 | 0 | 0 | |
| | | Reopened (cases) | 0 | 0 | 0 | 2 | 0 | 0 | 1 | 0 | 0 | 0 | 0 | 0 | 0 | 0 | 0 | 0 | 0 | |
| | | Grand Total Dispositions | 0 | 0 | 0 | 7 | 0 | 6 | 8 | 1 | 0 | 0 | 0 | 0 | 0 | 0 | 0 | 0 | 0 | |
| | | Total Non-Trial Dispositions | 0 | 0 | 0 | 7 | 0 | 5 | 8 | 1 | 0 | 0 | 0 | 0 | 0 | 0 | 0 | 0 | 0 | |
| | | Total Bench Trial Dispositions | 0 | 0 | 0 | 0 | 0 | 1 | 0 | 0 | 0 | 0 | 0 | 0 | 0 | 0 | 0 | 0 | 0 | |
| | | Total Jury Trial Dispositions | 0 | 0 | 0 | 0 | 0 | 0 | 0 | 0 | 0 | 0 | 0 | 0 | 0 | 0 | 0 | 0 | 0 | |
| Other Manner of Disposition | 0 | 0 | 0 | 0 | 0 | 0 | 0 | 0 | 0 | 0 | 0 | 0 | 0 | 0 | 0 | 0 | 0 | | | |
| 11th Judicial District | Lander County District Court | New Filings (cases) | 0 | 0 | 1 | 5 | 0 | 0 | 1 | 0 | 0 | 0 | 0 | 0 | 0 | 0 | 0 | 0 | 0 | |
| | | Reopened (cases) | 0 | 0 | 0 | 0 | 0 | 0 | 0 | 0 | 0 | 0 | 0 | 0 | 0 | 0 | 0 | 0 | 0 | |
| | | Grand Total Dispositions | 0 | 0 | 0 | 5 | 0 | 2 | 0 | 0 | 0 | 1 | 0 | 0 | 0 | 0 | 0 | 0 | 0 | |
| | | Total Non-Trial Dispositions | 0 | 0 | 0 | 1 | 0 | 1 | 0 | 0 | 0 | 1 | 0 | 0 | 0 | 0 | 0 | 0 | 0 | |
| | | Total Bench Trial Dispositions | 0 | 0 | 0 | 0 | 0 | 0 | 0 | 0 | 0 | 0 | 0 | 0 | 0 | 0 | 0 | 0 | 0 | |
| | | Total Jury Trial Dispositions | 0 | 0 | 0 | 0 | 0 | 0 | 0 | 0 | 0 | 0 | 0 | 0 | 0 | 0 | 0 | 0 | 0 | |
| | Other Manner of Disposition | 0 | 0 | 0 | 4 | 0 | 1 | 0 | 0 | 0 | 0 | 0 | 0 | 0 | 0 | 0 | 0 | 0 | | |
| | Mineral County District Court | New Filings (cases) | 0 | 0 | 0 | 2 | 0 | 0 | 0 | 0 | 0 | 0 | 1 | 0 | 0 | 0 | 0 | 0 | 0 | |
| | | Reopened (cases) | 0 | 0 | 0 | 0 | 0 | 0 | 0 | 0 | 0 | 0 | 0 | 0 | 0 | 0 | 0 | 0 | 0 | |
| | | Grand Total Dispositions | 0 | 0 | 0 | 2 | 0 | 0 | 0 | 0 | 0 | 0 | 0 | 0 | 0 | 0 | 0 | 0 | 0 | |
| | | Total Non-Trial Dispositions | 0 | 0 | 0 | 0 | 0 | 0 | 0 | 0 | 0 | 0 | 0 | 0 | 0 | 0 | 0 | 0 | 0 | |
| | | Total Bench Trial Dispositions | 0 | 0 | 0 | 0 | 0 | 0 | 0 | 0 | 0 | 0 | 0 | 0 | 0 | 0 | 0 | 0 | 0 | |
| Total Jury Trial Dispositions | | 0 | 0 | 0 | 0 | 0 | 0 | 0 | 0 | 0 | 0 | 0 | 0 | 0 | 0 | 0 | 0 | 0 | | |
| Other Manner of Disposition | 0 | 0 | 0 | 2 | 0 | 0 | 0 | 0 | 0 | 0 | 0 | 0 | 0 | 0 | 0 | 0 | 0 | | | |
| Pershing County District Court | New Filings (cases) | 0 | 0 | 0 | 2 | 0 | 2 | 0 | 1 | 1 | 0 | 0 | 0 | 0 | 0 | 4 | 0 | 0 | 1 | |
| | Reopened (cases) | 0 | 0 | 0 | 0 | 0 | 0 | 0 | 0 | 0 | 0 | 0 | 0 | 0 | 0 | 0 | 0 | 0 | | |
| | Grand Total Dispositions | 0 | 0 | 0 | 3 | 0 | 0 | 1 | 0 | 1 | 0 | 1 | 0 | 0 | 2 | 0 | 0 | 0 | | |
| | Total Non-Trial Dispositions | 0 | 0 | 0 | 2 | 0 | 0 | 1 | 0 | 1 | 0 | 1 | 0 | 0 | 1 | 0 | 0 | 0 | | |
| | Total Bench Trial Dispositions | 0 | 0 | 0 | 0 | 0 | 0 | 0 | 0 | 0 | 0 | 0 | 0 | 0 | 0 | 0 | 0 | 0 | | |
| | Total Jury Trial Dispositions | 0 | 0 | 0 | 0 | 0 | 0 | 0 | 0 | 0 | 0 | 0 | 0 | 0 | 0 | 0 | 0 | 0 | | |
| Other Manner of Disposition | 0 | 0 | 0 | 1 | 0 | 0 | 0 | 0 | 0 | 0 | 0 | 0 | 0 | 1 | 0 | 0 | 0 | | | |

^c Reopened cases not reported.

Source: Uniform System for Judicial Records, Nevada AOC, Research and Statistics Unit.

Table B2-2. Civil Caseload Processed by District Courts in Nevada, Fiscal Year 2017.

| District Court Civil Caseload, Probate, Construction Defect, and Contract (1 of 3) | | | Probate | | | | | | Construction Defect | | Contract | | | | | | | |
|---|------------------------------|---|---------------------------|---------------------------|---------------------------|--------------|-----------------------------------|---------------|------------------------|------------------------------|----------------------------------|------------------------------|-------------------|--------------------------|---------------------------|------------------------|----------------|---|
| | | | Summary Administration | General Administration | Special Administration | Set Aside | Probate Trust/ Conservatorship | Other Probate | Chapter 40 | Other Construction Defect | Uniform Commercial Code (UCC) | Building and Construction | Insurance Carrier | Commercial Instrument | Collection of Accounts | Employment Contract | Other Contract | |
| Totals^a | Nevada District Courts | New Filings (cases) | 1,039 | 556 | 773 | 1,280 | 303 | 1,006 | 37 | 10 | 37 | 59 | 187 | 142 | 1,555 | 45 | 925 | |
| | | Reopened (cases) | 65 | 40 | 32 | 24 | 10 | 17 | 4 | 5 | 0 | 2 | 19 | 4 | 39 | 0 | 67 | |
| | | Grand Total Dispositions | 982 | 708 | 596 | 1,609 | 1,353 | 2,420 | 53 | 80 | 28 | 54 | 145 | 132 | 1,558 | 45 | 1,256 | |
| | | Total Non-Trial Dispositions | 949 | 692 | 582 | 1,572 | 1,317 | 2,374 | 53 | 79 | 28 | 54 | 140 | 118 | 1,507 | 40 | 1,148 | |
| | | Total Bench Trial Dispositions | 0 | 0 | 0 | 1 | 30 | 1 | 0 | 0 | 0 | 0 | 0 | 6 | 6 | 0 | 36 | |
| | | Total Jury Trial Dispositions | 0 | 0 | 0 | 0 | 0 | 0 | 0 | 1 | 0 | 0 | 1 | 0 | 0 | 1 | 7 | |
| | Other Manner of Disposition | 33 | 16 | 14 | 36 | 6 | 45 | 0 | 0 | 0 | 0 | 4 | 8 | 45 | 4 | 65 | | |
| 1st Judicial District | Carson City District Court | New Filings (cases) | 26 | 20 | 10 | 45 | 12 | 5 | 0 | 0 | 0 | 0 | 1 | 3 | 19 | 0 | 14 | |
| | | Reopened (cases) | 0 | 0 | 0 | 0 | 0 | 0 | 0 | 0 | 0 | 0 | 0 | 0 | 0 | 0 | 0 | |
| | | Grand Total Dispositions | 14 | 17 | 10 | 5 | 3 | 0 | 0 | 0 | 0 | 0 | 1 | 1 | 20 | 0 | 6 | |
| | | Total Non-Trial Dispositions | 12 | 15 | 9 | 5 | 3 | 0 | 0 | 0 | 0 | 0 | 0 | 1 | 1 | 20 | 0 | 6 |
| | | Total Bench Trial Dispositions | 0 | 0 | 0 | 0 | 0 | 0 | 0 | 0 | 0 | 0 | 0 | 0 | 0 | 0 | 0 | |
| | | Total Jury Trial Dispositions | 0 | 0 | 0 | 0 | 0 | 0 | 0 | 0 | 0 | 0 | 0 | 0 | 0 | 0 | 0 | |
| | Storey County District Court | New Filings (cases) | 2 | 2 | 2 | 6 | 0 | 0 | 0 | 1 | 0 | 1 | 0 | 0 | 3 | 0 | 1 | |
| | | Reopened (cases) | 0 | 0 | 0 | 0 | 0 | 0 | 0 | 0 | 0 | 0 | 0 | 0 | 0 | 0 | | |
| | | Grand Total Dispositions | 2 | 0 | 2 | 6 | 0 | 1 | 0 | 2 | 0 | 2 | 0 | 0 | 0 | 0 | | |
| | | Total Non-Trial Dispositions | 0 | 0 | 0 | 0 | 0 | 0 | 0 | 2 | 0 | 2 | 0 | 0 | 0 | 0 | | |
| | | Total Bench Trial Dispositions | 0 | 0 | 0 | 0 | 0 | 0 | 0 | 0 | 0 | 0 | 0 | 0 | 0 | 0 | | |
| | | Total Jury Trial Dispositions | 0 | 0 | 0 | 0 | 0 | 0 | 0 | 0 | 0 | 0 | 0 | 0 | 0 | 0 | | |
| 2nd Judicial District | Washoe County District Court | New Filings (cases) | 183 | 96 | 115 | 172 | 65 | 104 | 6 | 1 | 5 | 7 | 1 | 2 | 101 | 3 | 47 | |
| | | Reopened (cases) | 3 | 1 | 4 | 2 | 2 | 0 | 0 | 2 | 0 | 1 | 1 | 0 | 30 | 0 | 4 | |
| | | Grand Total Dispositions | 188 | 114 | 157 | 166 | 57 | 107 | 6 | 9 | 6 | 9 | 9 | 3 | 154 | 9 | 73 | |
| | | Total Non-Trial Dispositions | 188 | 114 | 157 | 165 | 56 | 106 | 6 | 9 | 6 | 9 | 7 | 3 | 141 | 8 | 62 | |
| | | Total Bench Trial Dispositions | 0 | 0 | 0 | 1 | 0 | 1 | 0 | 0 | 0 | 0 | 0 | 0 | 0 | 0 | 1 | |
| | | Total Jury Trial Dispositions | 0 | 0 | 0 | 0 | 0 | 0 | 0 | 0 | 0 | 0 | 0 | 0 | 0 | 0 | 0 | |
| 3rd Judicial District | Lyon County District Court | New Filings (cases) | 31 | 14 | 11 | 54 | 3 | 13 | 0 | 0 | 0 | 1 | 0 | 1 | 15 | 0 | 2 | |
| | | Reopened (cases) | 2 | 0 | 3 | 1 | 0 | 1 | 0 | 0 | 0 | 0 | 0 | 0 | 0 | 0 | 1 | |
| | | Grand Total Dispositions^b | 33 | 18 | 26 | 62 | 8 | 19 | 0 | 0 | 1 | 0 | 0 | 2 | 28 | 1 | 8 | |
| | | Total Non-Trial Dispositions | 23 | 12 | 20 | 45 | 6 | 7 | 0 | 0 | 1 | 0 | 0 | 0 | 23 | 1 | 5 | |
| | | Total Bench Trial Dispositions | 0 | 0 | 0 | 0 | 0 | 0 | 0 | 0 | 0 | 0 | 0 | 0 | 0 | 0 | 0 | |
| | | Total Jury Trial Dispositions | 0 | 0 | 0 | 0 | 0 | 0 | 0 | 0 | 0 | 0 | 0 | 0 | 0 | 0 | 0 | |
| 4th Judicial District | Elko County District Court | New Filings (cases) | 16 | 8 | 9 | 53 | 2 | 4 | 0 | 1 | 0 | 1 | 1 | 0 | 19 | 0 | 3 | |
| | | Reopened (cases) | 11 | 5 | 5 | 5 | 2 | 4 | 0 | 0 | 0 | 0 | 0 | 0 | 0 | 0 | 0 | |
| | | Grand Total Dispositions | 20 | 13 | 9 | 58 | 3 | 6 | 0 | 2 | 0 | 0 | 0 | 0 | 18 | 1 | 3 | |
| | | Total Non-Trial Dispositions | 11 | 8 | 6 | 52 | 1 | 2 | 0 | 2 | 0 | 0 | 0 | 0 | 16 | 1 | 3 | |
| | | Total Bench Trial Dispositions | 0 | 0 | 0 | 0 | 0 | 0 | 0 | 0 | 0 | 0 | 0 | 0 | 0 | 0 | 0 | |
| | | Total Jury Trial Dispositions | 0 | 0 | 0 | 0 | 0 | 0 | 0 | 0 | 0 | 0 | 0 | 0 | 0 | 0 | 0 | |
| | Other Manner of Disposition | 9 | 5 | 3 | 6 | 2 | 4 | 0 | 0 | 0 | 0 | 0 | 0 | 2 | 0 | 0 | | |

^a Totals reflect aggregate information from the Nevada District Courts. Information contained herein may reflect non-standard reporting and is noted by subsequent footnotes.

^b Includes administrative case closures.

Source: Uniform System for Judicial Records, Nevada AOC, Research and Statistics Unit.

Table B2-2. Civil Caseload Processed by District Courts in Nevada, Fiscal Year 2017.

| District Court Civil Caseload, Probate, Construction Defect, and Contract (2 of 3) | | | Probate | | | | | Construction Defect | | Contract | | | | | | | |
|---|------------------------------------|---------------------------------|---------------------------|---------------------------|---------------------------|--------------|-----------------------------------|------------------------|------------|------------------------------|----------------------------------|------------------------------|-------------------|--------------------------|---------------------------|------------------------|----------------|
| | | | Summary Administration | General Administration | Special Administration | Set Aside | Probate Trust/ Conservatorship | Other Probate | Chapter 40 | Other Construction Defect | Uniform Commercial Code (UCC) | Building and Construction | Insurance Carrier | Commercial Instrument | Collection of Accounts | Employment Contract | Other Contract |
| 5th Judicial District | Esmeralda County District Court | New Filings (cases) | 1 | 1 | 2 | 4 | 0 | 3 | 0 | 0 | 0 | 0 | 0 | 0 | 0 | 0 | 0 |
| | | Reopened (cases) | 0 | 0 | 0 | 0 | 0 | 0 | 0 | 0 | 0 | 0 | 0 | 0 | 0 | 0 | 0 |
| | | Grand Total Dispositions | 0 | 0 | 0 | 1 | 0 | 1 | 0 | 0 | 0 | 0 | 0 | 0 | 0 | 0 | 0 |
| | | Total Non-Trial Dispositions | 0 | 0 | 0 | 0 | 0 | 0 | 0 | 0 | 0 | 0 | 0 | 0 | 0 | 0 | 0 |
| | | Total Bench Trial Dispositions | 0 | 0 | 0 | 0 | 0 | 0 | 0 | 0 | 0 | 0 | 0 | 0 | 0 | 0 | 0 |
| | | Total Jury Trial Dispositions | 0 | 0 | 0 | 0 | 0 | 0 | 0 | 0 | 0 | 0 | 0 | 0 | 0 | 0 | 0 |
| | Other Manner of Disposition | 0 | 0 | 0 | 1 | 0 | 1 | 0 | 0 | 0 | 0 | 0 | 0 | 0 | 0 | 0 | |
| | Nye County District Court | New Filings (cases) | 21 | 1 | 8 | 73 | 2 | 147 | 0 | 2 | 0 | 0 | 0 | 17 | 0 | 33 | |
| | | Reopened (cases) | 3 | 0 | 0 | 2 | 0 | 8 | 0 | 0 | 0 | 0 | 0 | 0 | 0 | 0 | |
| | | Grand Total Dispositions | 20 | 2 | 6 | 66 | 0 | 57 | 0 | 1 | 0 | 0 | 0 | 20 | 0 | 26 | |
| Total Non-Trial Dispositions | | 20 | 1 | 6 | 64 | 0 | 41 | 0 | 1 | 0 | 0 | 0 | 20 | 0 | 19 | | |
| Total Bench Trial Dispositions | | 0 | 0 | 0 | 0 | 0 | 0 | 0 | 0 | 0 | 0 | 0 | 0 | 0 | 0 | | |
| Total Jury Trial Dispositions | | 0 | 0 | 0 | 0 | 0 | 0 | 0 | 0 | 0 | 0 | 0 | 0 | 0 | 0 | | |
| Other Manner of Disposition | 0 | 1 | 0 | 2 | 0 | 16 | 0 | 0 | 0 | 0 | 0 | 0 | 0 | 7 | | | |
| 6th Judicial District | Humboldt County District Court | New Filings (cases) | 3 | 2 | 6 | 18 | 2 | 14 | 0 | 0 | 0 | 2 | 0 | 8 | 1 | 5 | |
| | | Reopened (cases) | 0 | 1 | 0 | 0 | 0 | 0 | 0 | 0 | 0 | 0 | 0 | 0 | 0 | 0 | |
| | | Grand Total Dispositions | 4 | 8 | 11 | 23 | 1 | 12 | 0 | 0 | 1 | 0 | 0 | 10 | 0 | 6 | |
| | | Total Non-Trial Dispositions | 4 | 8 | 10 | 23 | 1 | 2 | 0 | 0 | 1 | 0 | 0 | 9 | 0 | 6 | |
| | | Total Bench Trial Dispositions | 0 | 0 | 0 | 0 | 0 | 0 | 0 | 0 | 0 | 0 | 0 | 0 | 0 | 0 | |
| | | Total Jury Trial Dispositions | 0 | 0 | 0 | 0 | 0 | 0 | 0 | 0 | 0 | 0 | 0 | 0 | 0 | 0 | |
| Other Manner of Disposition | 0 | 0 | 1 | 0 | 0 | 10 | 0 | 0 | 0 | 0 | 0 | 1 | 0 | 0 | | | |
| 7th Judicial District | Eureka County District Court | New Filings (cases) | 0 | 5 | 0 | 0 | 0 | 0 | 0 | 0 | 0 | 0 | 0 | 0 | 0 | 0 | |
| | | Reopened (cases) | 0 | 0 | 0 | 0 | 0 | 0 | 0 | 0 | 0 | 0 | 0 | 0 | 0 | 0 | |
| | | Grand Total Dispositions | 0 | 5 | 0 | 0 | 0 | 0 | 0 | 0 | 0 | 0 | 0 | 0 | 0 | 0 | |
| | | Total Non-Trial Dispositions | 0 | 4 | 0 | 0 | 0 | 0 | 0 | 0 | 0 | 0 | 0 | 0 | 0 | 0 | |
| | | Total Bench Trial Dispositions | 0 | 0 | 0 | 0 | 0 | 0 | 0 | 0 | 0 | 0 | 0 | 0 | 0 | 0 | |
| | | Total Jury Trial Dispositions | 0 | 0 | 0 | 0 | 0 | 0 | 0 | 0 | 0 | 0 | 0 | 0 | 0 | 0 | |
| | Other Manner of Disposition | 0 | 1 | 0 | 0 | 0 | 0 | 0 | 0 | 0 | 0 | 0 | 0 | 0 | 0 | | |
| | Lincoln County District Court | New Filings (cases) | 3 | 6 | 2 | 6 | 0 | 0 | 0 | 0 | 0 | 0 | 0 | 0 | 0 | 1 | |
| | | Reopened (cases) | 0 | 0 | 0 | 0 | 0 | 0 | 0 | 0 | 0 | 0 | 0 | 0 | 0 | 0 | |
| | | Grand Total Dispositions | 0 | 2 | 1 | 7 | 0 | 0 | 0 | 0 | 0 | 0 | 0 | 0 | 0 | 2 | |
| | | Total Non-Trial Dispositions | 0 | 2 | 1 | 7 | 0 | 0 | 0 | 0 | 0 | 0 | 0 | 0 | 0 | 2 | |
| | | Total Bench Trial Dispositions | 0 | 0 | 0 | 0 | 0 | 0 | 0 | 0 | 0 | 0 | 0 | 0 | 0 | 0 | |
| | | Total Jury Trial Dispositions | 0 | 0 | 0 | 0 | 0 | 0 | 0 | 0 | 0 | 0 | 0 | 0 | 0 | 0 | |
| | Other Manner of Disposition | 0 | 0 | 0 | 0 | 0 | 0 | 0 | 0 | 0 | 0 | 0 | 0 | 0 | 0 | | |
| White Pine County District Court | New Filings (cases) | 5 | 3 | 1 | 12 | 1 | 5 | 0 | 0 | 0 | 0 | 0 | 6 | 0 | 1 | | |
| | Reopened (cases) | 2 | 0 | 1 | 4 | 0 | 0 | 0 | 0 | 0 | 0 | 0 | 0 | 0 | 0 | | |
| | Grand Total Dispositions | 7 | 3 | 2 | 18 | 1 | 4 | 0 | 0 | 0 | 0 | 0 | 3 | 0 | 1 | | |
| | Total Non-Trial Dispositions | 6 | 3 | 2 | 18 | 1 | 4 | 0 | 0 | 0 | 0 | 0 | 3 | 0 | 1 | | |
| | Total Bench Trial Dispositions | 0 | 0 | 0 | 0 | 0 | 0 | 0 | 0 | 0 | 0 | 0 | 0 | 0 | 0 | | |
| | Total Jury Trial Dispositions | 0 | 0 | 0 | 0 | 0 | 0 | 0 | 0 | 0 | 0 | 0 | 0 | 0 | 0 | | |
| Other Manner of Disposition | 1 | 0 | 0 | 0 | 0 | 0 | 0 | 0 | 0 | 0 | 0 | 0 | 0 | 0 | | | |

Source: Uniform System for Judicial Records, Nevada AOC, Research and Statistics Unit.

Table B2-2. Civil Caseload Processed by District Courts in Nevada, Fiscal Year 2017.

| District Court Civil Caseload, Probate, Construction Defect, and Contract (3 of 3) | | | Probate | | | | | Construction Defect | | Contract | | | | | | | |
|---|------------------------------------|-------------------------------------|---------------------------|---------------------------|---------------------------|--------------|-----------------------------------|------------------------|------------|------------------------------|----------------------------------|------------------------------|-------------------|--------------------------|---------------------------|------------------------|----------------|
| | | | Summary Administration | General Administration | Special Administration | Set Aside | Probate Trust/ Conservatorship | Other Probate | Chapter 40 | Other Construction Defect | Uniform Commercial Code (UCC) | Building and Construction | Insurance Carrier | Commercial Instrument | Collection of Accounts | Employment Contract | Other Contract |
| 8th Judicial District | Clark County District Court | New Filings (cases) | 707 | 357 | 565 | 766 | 204 | 703 | 31 | 3 | 31 | 46 | 180 | 136 | 1,320 | 41 | 808 |
| | | Reopened (cases) | 15 | 13 | 6 | 9 | 6 | 4 | 4 | 3 | 0 | 1 | 18 | 4 | 8 | 0 | 62 |
| | | Grand Total Dispositions | 628 | 460 | 331 | 1,156 | 1,271 | 2,203 | 47 | 64 | 20 | 40 | 133 | 125 | 1,269 | 34 | 1,122 |
| | | Total Non-Trial Dispositions | 628 | 460 | 331 | 1,156 | 1,241 | 2,203 | 47 | 63 | 20 | 40 | 130 | 113 | 1,240 | 30 | 1,035 |
| | | Total Bench Trial Dispositions | 0 | 0 | 0 | 0 | 30 | 0 | 0 | 0 | 0 | 0 | 0 | 6 | 6 | 0 | 35 |
| | | Total Jury Trial Dispositions | 0 | 0 | 0 | 0 | 0 | 0 | 0 | 1 | 0 | 0 | 1 | 0 | 0 | 1 | 7 |
| Other Manner of Disposition | 0 | 0 | 0 | 0 | 0 | 0 | 0 | 0 | 0 | 0 | 2 | 6 | 23 | 3 | 45 | | |
| 9th Judicial District | Douglas County District Court | New Filings (cases) | 24 | 30 | 25 | 25 | 8 | 5 | 0 | 0 | 1 | 1 | 2 | 0 | 35 | 0 | 9 |
| | | Reopened (cases)^c | - | - | - | - | - | - | - | - | - | - | - | - | - | - | - |
| | | Grand Total Dispositions | 22 | 36 | 23 | 18 | 7 | 8 | 0 | 0 | 0 | 3 | 1 | 0 | 17 | 0 | 2 |
| | | Total Non-Trial Dispositions | 22 | 36 | 23 | 18 | 6 | 8 | 0 | 0 | 0 | 3 | 1 | 0 | 17 | 0 | 2 |
| | | Total Bench Trial Dispositions | 0 | 0 | 0 | 0 | 0 | 0 | 0 | 0 | 0 | 0 | 0 | 0 | 0 | 0 | 0 |
| | | Total Jury Trial Dispositions | 0 | 0 | 0 | 0 | 0 | 0 | 0 | 0 | 0 | 0 | 0 | 0 | 0 | 0 | 0 |
| Other Manner of Disposition | 0 | 0 | 0 | 0 | 1 | 0 | 0 | 0 | 0 | 0 | 0 | 0 | 0 | 0 | 0 | | |
| 10th Judicial District | Churchill County District Court | New Filings (cases) | 8 | 11 | 6 | 21 | 2 | 1 | 0 | 0 | 0 | 0 | 0 | 0 | 7 | 0 | 0 |
| | | Reopened (cases) | 29 | 20 | 13 | 1 | 0 | 0 | 0 | 0 | 0 | 0 | 0 | 0 | 1 | 0 | 0 |
| | | Grand Total Dispositions | 38 | 30 | 17 | 19 | 2 | 2 | 0 | 0 | 0 | 0 | 0 | 1 | 10 | 0 | 6 |
| | | Total Non-Trial Dispositions | 35 | 29 | 17 | 19 | 2 | 1 | 0 | 0 | 0 | 0 | 0 | 1 | 10 | 0 | 6 |
| | | Total Bench Trial Dispositions | 0 | 0 | 0 | 0 | 0 | 0 | 0 | 0 | 0 | 0 | 0 | 0 | 0 | 0 | 0 |
| | | Total Jury Trial Dispositions | 0 | 0 | 0 | 0 | 0 | 0 | 0 | 0 | 0 | 0 | 0 | 0 | 0 | 0 | 0 |
| Other Manner of Disposition | 3 | 1 | 0 | 0 | 0 | 1 | 0 | 0 | 0 | 0 | 0 | 0 | 0 | 0 | 0 | | |
| 11th Judicial District | Lander County District Court | New Filings (cases) | 5 | 0 | 2 | 11 | 0 | 0 | 0 | 0 | 0 | 0 | 0 | 3 | 0 | 1 | |
| | | Reopened (cases) | 0 | 0 | 0 | 0 | 0 | 0 | 0 | 0 | 0 | 0 | 0 | 0 | 0 | 0 | |
| | | Grand Total Dispositions | 2 | 0 | 0 | 0 | 0 | 0 | 0 | 0 | 0 | 0 | 0 | 0 | 4 | 0 | 1 |
| | | Total Non-Trial Dispositions | 0 | 0 | 0 | 0 | 0 | 0 | 0 | 0 | 0 | 0 | 0 | 0 | 4 | 0 | 1 |
| | | Total Bench Trial Dispositions | 0 | 0 | 0 | 0 | 0 | 0 | 0 | 0 | 0 | 0 | 0 | 0 | 0 | 0 | 0 |
| | | Total Jury Trial Dispositions | 0 | 0 | 0 | 0 | 0 | 0 | 0 | 0 | 0 | 0 | 0 | 0 | 0 | 0 | 0 |
| | Other Manner of Disposition | 2 | 0 | 0 | 0 | 0 | 0 | 0 | 0 | 0 | 0 | 0 | 0 | 0 | 0 | 0 | |
| | Mineral County District Court | New Filings (cases) | 1 | 0 | 4 | 7 | 0 | 1 | 0 | 2 | 0 | 0 | 0 | 0 | 1 | 0 | 0 |
| | | Reopened (cases) | 0 | 0 | 0 | 0 | 0 | 0 | 0 | 0 | 0 | 0 | 0 | 0 | 0 | 0 | 0 |
| | | Grand Total Dispositions | 1 | 0 | 1 | 1 | 0 | 0 | 0 | 1 | 0 | 0 | 0 | 0 | 3 | 0 | 0 |
| | | Total Non-Trial Dispositions | 0 | 0 | 0 | 0 | 0 | 0 | 0 | 1 | 0 | 0 | 0 | 0 | 2 | 0 | 0 |
| | | Total Bench Trial Dispositions | 0 | 0 | 0 | 0 | 0 | 0 | 0 | 0 | 0 | 0 | 0 | 0 | 0 | 0 | 0 |
| Total Jury Trial Dispositions | | 0 | 0 | 0 | 0 | 0 | 0 | 0 | 0 | 0 | 0 | 0 | 0 | 0 | 0 | 0 | |
| Other Manner of Disposition | 1 | 0 | 1 | 1 | 0 | 0 | 0 | 0 | 0 | 0 | 0 | 0 | 1 | 0 | 0 | | |
| Pershing County District Court | New Filings (cases) | 3 | 0 | 5 | 7 | 2 | 1 | 0 | 0 | 0 | 0 | 2 | 0 | 1 | 0 | 0 | |
| | Reopened (cases) | 0 | 0 | 0 | 0 | 0 | 0 | 0 | 0 | 0 | 0 | 0 | 0 | 0 | 0 | 0 | |
| | Grand Total Dispositions | 3 | 0 | 0 | 3 | 0 | 0 | 0 | 1 | 0 | 0 | 1 | 0 | 2 | 0 | 0 | |
| | Total Non-Trial Dispositions | 0 | 0 | 0 | 0 | 0 | 0 | 0 | 1 | 0 | 0 | 1 | 0 | 2 | 0 | 0 | |
| | Total Bench Trial Dispositions | 0 | 0 | 0 | 0 | 0 | 0 | 0 | 0 | 0 | 0 | 0 | 0 | 0 | 0 | 0 | |
| | Total Jury Trial Dispositions | 0 | 0 | 0 | 0 | 0 | 0 | 0 | 0 | 0 | 0 | 0 | 0 | 0 | 0 | 0 | |
| Other Manner of Disposition | 3 | 0 | 0 | 3 | 0 | 0 | 0 | 0 | 0 | 0 | 0 | 0 | 0 | 0 | 0 | | |

^c Reopened cases not reported.

Source: Uniform System for Judicial Records, Nevada AOC, Research and Statistics Unit.

Table B2-2. Civil Caseload Processed by District Courts in Nevada, Fiscal Year 2017.

| District Court Civil Caseload, Judicial Review/Appeal, Civil Writ, and Other Civil (1 of 3) | | | Judicial Review/Appeal | | | | | | | Civil Writ | | | | | Other Civil | | | |
|--|------------------------------|---|--------------------------|-----------------------------|-------------------|---------------------------------------|------------------------------------|-------------------------------------|----------------------------|---------------------------------|--------------------------|------------------|----------------------|---------------------|------------------|--------------------------------|------------------|---------------------|
| | | | Foreclosure Mediation | Petition to Seal Records | Mental Competency | Department of Motor Vehicle Appeal | Worker's Compensation Appeal | Other Nevada State Agency Appeal | Appeal from Lower Court | Other Judicial Review/Appeal | Writ of Habeas Corpus | Writ of Mandamus | Writ of Quo Warranto | Writ of Prohibition | Other Civil Writ | Compromise of Minor's Claim | Foreign Judgment | Other Civil Matters |
| Totals^a | Nevada District Courts | New Filings (cases) | 125 | 634 | 195 | 26 | 103 | 114 | 159 | 191 | 886 | 245 | 0 | 3 | 41 | 1,994 | 442 | 4,026 |
| | | Reopened (cases) | 3 | 7 | 0 | 0 | 4 | 3 | 10 | 7 | 2 | 1 | 0 | 0 | 0 | 9 | 5 | 124 |
| | | Grand Total Dispositions | 175 | 589 | 139 | 16 | 103 | 121 | 121 | 213 | 380 | 188 | 0 | 1 | 32 | 1,951 | 445 | 4,126 |
| | | Total Non-Trial Dispositions | 154 | 497 | 89 | 13 | 95 | 116 | 101 | 186 | 349 | 87 | 0 | 1 | 22 | 1,676 | 409 | 3,531 |
| | | Total Bench Trial Dispositions | 0 | 0 | 0 | 0 | 0 | 1 | 0 | 2 | 0 | 0 | 0 | 0 | 2 | 1 | 2 | 36 |
| | | Total Jury Trial Dispositions | 0 | 0 | 0 | 0 | 0 | 0 | 0 | 0 | 0 | 0 | 0 | 0 | 0 | 1 | 0 | 4 |
| | Other Manner of Disposition | 21 | 92 | 50 | 3 | 8 | 4 | 20 | 25 | 31 | 101 | 0 | 0 | 8 | 273 | 34 | 555 | |
| 1st Judicial District | Carson City District Court | New Filings (cases) | 0 | 5 | 0 | 1 | 19 | 60 | 5 | 12 | 0 | 17 | 0 | 1 | 2 | 25 | 5 | 109 |
| | | Reopened (cases) | 0 | 0 | 0 | 0 | 0 | 0 | 0 | 1 | 0 | 0 | 0 | 0 | 0 | 1 | 0 | 1 |
| | | Grand Total Dispositions | 0 | 1 | 0 | 0 | 18 | 59 | 10 | 13 | 0 | 10 | 0 | 0 | 0 | 21 | 4 | 87 |
| | | Total Non-Trial Dispositions | 0 | 1 | 0 | 0 | 17 | 58 | 9 | 12 | 0 | 10 | 0 | 0 | 0 | 19 | 4 | 84 |
| | | Total Bench Trial Dispositions | 0 | 0 | 0 | 0 | 0 | 0 | 0 | 0 | 0 | 0 | 0 | 0 | 0 | 0 | 0 | 0 |
| | | Total Jury Trial Dispositions | 0 | 0 | 0 | 0 | 0 | 0 | 0 | 0 | 0 | 0 | 0 | 0 | 0 | 0 | 0 | 0 |
| | | Other Manner of Disposition | 0 | 0 | 0 | 0 | 1 | 1 | 1 | 1 | 0 | 0 | 0 | 0 | 0 | 2 | 0 | 3 |
| | Storey County District Court | New Filings (cases) | 1 | 0 | 0 | 0 | 0 | 0 | 0 | 0 | 0 | 0 | 0 | 0 | 2 | 0 | 0 | 4 |
| | | Reopened (cases) | 0 | 0 | 0 | 0 | 0 | 0 | 0 | 0 | 0 | 0 | 0 | 0 | 0 | 0 | 0 | 0 |
| | | Grand Total Dispositions | 0 | 0 | 0 | 0 | 0 | 0 | 0 | 0 | 0 | 0 | 0 | 0 | 0 | 0 | 0 | 2 |
| Total Non-Trial Dispositions | | 0 | 0 | 0 | 0 | 0 | 0 | 0 | 0 | 0 | 0 | 0 | 0 | 0 | 0 | 0 | 0 | 2 |
| Total Bench Trial Dispositions | | 0 | 0 | 0 | 0 | 0 | 0 | 0 | 0 | 0 | 0 | 0 | 0 | 0 | 0 | 0 | 0 | |
| Total Jury Trial Dispositions | | 0 | 0 | 0 | 0 | 0 | 0 | 0 | 0 | 0 | 0 | 0 | 0 | 0 | 0 | 0 | 0 | |
| | Other Manner of Disposition | 0 | 0 | 0 | 0 | 0 | 0 | 0 | 0 | 0 | 0 | 0 | 0 | 0 | 0 | 0 | 0 | |
| 2nd Judicial District | Washoe County District Court | New Filings (cases) | 14 | 59 | 181 | 8 | 8 | 5 | 11 | 26 | 0 | 12 | 0 | 0 | 5 | 149 | 32 | 1,080 |
| | | Reopened (cases) | 1 | 5 | 0 | 0 | 2 | 0 | 4 | 4 | 0 | 0 | 0 | 0 | 0 | 1 | 0 | 62 |
| | | Grand Total Dispositions | 33 | 80 | 134 | 5 | 8 | 6 | 11 | 26 | 2 | 11 | 0 | 0 | 4 | 169 | 27 | 865 |
| | | Total Non-Trial Dispositions | 12 | 17 | 85 | 2 | 6 | 5 | 4 | 18 | 0 | 4 | 0 | 0 | 3 | 16 | 7 | 497 |
| | | Total Bench Trial Dispositions | 0 | 0 | 0 | 0 | 0 | 0 | 0 | 0 | 0 | 0 | 0 | 0 | 0 | 0 | 0 | 0 |
| | | Total Jury Trial Dispositions | 0 | 0 | 0 | 0 | 0 | 0 | 0 | 0 | 0 | 0 | 0 | 0 | 0 | 0 | 0 | 0 |
| | Other Manner of Disposition | 21 | 63 | 49 | 3 | 2 | 1 | 7 | 8 | 2 | 7 | 0 | 0 | 1 | 153 | 20 | 366 | |
| 3rd Judicial District | Lyon County District Court | New Filings (cases) | 0 | 3 | 1 | 0 | 2 | 1 | 0 | 5 | 1 | 3 | 0 | 0 | 3 | 8 | 3 | 44 |
| | | Reopened (cases) | 0 | 0 | 0 | 0 | 1 | 0 | 0 | 0 | 0 | 0 | 0 | 0 | 0 | 0 | 0 | 2 |
| | | Grand Total Dispositions^b | 1 | 3 | 0 | 0 | 2 | 0 | 0 | 1 | 2 | 3 | 0 | 0 | 1 | 8 | 5 | 60 |
| | | Total Non-Trial Dispositions | 1 | 0 | 0 | 0 | 1 | 0 | 0 | 0 | 1 | 2 | 0 | 0 | 0 | 3 | 0 | 43 |
| | | Total Bench Trial Dispositions | 0 | 0 | 0 | 0 | 0 | 0 | 0 | 0 | 0 | 0 | 0 | 0 | 1 | 0 | 0 | 0 |
| | | Total Jury Trial Dispositions | 0 | 0 | 0 | 0 | 0 | 0 | 0 | 0 | 0 | 0 | 0 | 0 | 0 | 0 | 0 | 0 |
| | Other Manner of Disposition | 0 | 3 | 0 | 0 | 1 | 0 | 0 | 1 | 1 | 1 | 0 | 0 | 0 | 5 | 5 | 17 | |
| 4th Judicial District | Elko County District Court | New Filings (cases) | 0 | 4 | 11 | 0 | 1 | 2 | 3 | 1 | 32 | 2 | 0 | 0 | 11 | 16 | 6 | 42 |
| | | Reopened (cases) | 0 | 1 | 0 | 0 | 0 | 0 | 0 | 0 | 0 | 0 | 0 | 0 | 0 | 4 | 0 | 4 |
| | | Grand Total Dispositions | 0 | 2 | 4 | 0 | 0 | 2 | 2 | 1 | 11 | 2 | 0 | 0 | 6 | 12 | 9 | 43 |
| | | Total Non-Trial Dispositions | 0 | 1 | 4 | 0 | 0 | 2 | 0 | 1 | 10 | 2 | 0 | 0 | 4 | 8 | 7 | 38 |
| | | Total Bench Trial Dispositions | 0 | 0 | 0 | 0 | 0 | 0 | 0 | 0 | 0 | 0 | 0 | 0 | 0 | 0 | 0 | 0 |
| | | Total Jury Trial Dispositions | 0 | 0 | 0 | 0 | 0 | 0 | 0 | 0 | 0 | 0 | 0 | 0 | 0 | 0 | 0 | 0 |
| | Other Manner of Disposition | 0 | 1 | 0 | 0 | 0 | 0 | 2 | 0 | 1 | 0 | 0 | 0 | 2 | 4 | 2 | 5 | |

^a Totals reflect aggregate information from the Nevada District Courts. Information contained herein may reflect non-standard reporting and is noted by subsequent footnotes.

^b Includes administrative case closures.

Source: Uniform System for Judicial Records, Nevada AOC, Research and Statistics Unit.

Table B2-2. Civil Caseload Processed by District Courts in Nevada, Fiscal Year 2017.

| District Court Civil Caseload, Judicial Review/Appeal, Civil Writ, and Other Civil (2 of 3) | | | Judicial Review/Appeal | | | | | | | Civil Writ | | | | | Other Civil | | | | |
|--|------------------------------------|---------------------------------|--------------------------|-----------------------------|-------------------|---------------------------------------|------------------------------------|-------------------------------------|----------------------------|---------------------------------|--------------------------|------------------|----------------------|---------------------|------------------|--------------------------------|------------------|---------------------|---|
| | | | Foreclosure Mediation | Petition to Seal Records | Mental Competency | Department of Motor Vehicle Appeal | Worker's Compensation Appeal | Other Nevada State Agency Appeal | Appeal from Lower Court | Other Judicial Review/Appeal | Writ of Habeas Corpus | Writ of Mandamus | Writ of Quo Warranto | Writ of Prohibition | Other Civil Writ | Compromise of Minor's Claim | Foreign Judgment | Other Civil Matters | |
| 5th Judicial District | Esmeralda County District Court | New Filings (cases) | 0 | 0 | 0 | 0 | 0 | 17 | 0 | 0 | 0 | 0 | 0 | 0 | 0 | 0 | 0 | 0 | |
| | | Reopened (cases) | 0 | 0 | 0 | 0 | 0 | 0 | 0 | 0 | 0 | 0 | 0 | 0 | 0 | 0 | 0 | 0 | 0 |
| | | Grand Total Dispositions | 0 | 0 | 0 | 0 | 0 | 0 | 4 | 0 | 0 | 0 | 0 | 0 | 0 | 0 | 0 | 0 | 0 |
| | | Total Non-Trial Dispositions | 0 | 0 | 0 | 0 | 0 | 0 | 2 | 0 | 0 | 0 | 0 | 0 | 0 | 0 | 0 | 0 | 0 |
| | | Total Bench Trial Dispositions | 0 | 0 | 0 | 0 | 0 | 0 | 0 | 0 | 0 | 0 | 0 | 0 | 0 | 0 | 0 | 0 | 0 |
| | | Total Jury Trial Dispositions | 0 | 0 | 0 | 0 | 0 | 0 | 0 | 0 | 0 | 0 | 0 | 0 | 0 | 0 | 0 | 0 | 0 |
| | Other Manner of Disposition | 0 | 0 | 0 | 0 | 0 | 0 | 2 | 0 | 0 | 0 | 0 | 0 | 0 | 0 | 0 | 0 | 0 | |
| | Nye County District Court | New Filings (cases) | 1 | 4 | 0 | 0 | 0 | 0 | 4 | 1 | 51 | 0 | 0 | 1 | 4 | 2 | 2 | 37 | |
| | | Reopened (cases) | 0 | 0 | 0 | 0 | 0 | 0 | 1 | 0 | 0 | 0 | 0 | 0 | 0 | 0 | 0 | 1 | |
| | | Grand Total Dispositions | 0 | 6 | 0 | 0 | 0 | 0 | 3 | 0 | 21 | 1 | 0 | 1 | 0 | 1 | 1 | 17 | |
| Total Non-Trial Dispositions | | 0 | 2 | 0 | 0 | 0 | 0 | 2 | 0 | 9 | 1 | 0 | 1 | 0 | 1 | 0 | 13 | | |
| Total Bench Trial Dispositions | | 0 | 0 | 0 | 0 | 0 | 0 | 0 | 0 | 0 | 0 | 0 | 0 | 0 | 0 | 0 | 0 | | |
| Total Jury Trial Dispositions | | 0 | 0 | 0 | 0 | 0 | 0 | 0 | 0 | 0 | 0 | 0 | 0 | 0 | 0 | 0 | 0 | | |
| Other Manner of Disposition | 0 | 4 | 0 | 0 | 0 | 0 | 1 | 0 | 12 | 0 | 0 | 0 | 0 | 0 | 1 | 4 | | | |
| 6th Judicial District | Humboldt County District Court | New Filings (cases) | 0 | 4 | 2 | 0 | 1 | 1 | 1 | 5 | 4 | 90 | 0 | 0 | 0 | 2 | 5 | 15 | |
| | | Reopened (cases) | 0 | 0 | 0 | 0 | 0 | 0 | 0 | 0 | 0 | 0 | 0 | 0 | 0 | 0 | 0 | 0 | |
| | | Grand Total Dispositions | 0 | 3 | 1 | 0 | 0 | 3 | 1 | 3 | 5 | 88 | 0 | 0 | 1 | 2 | 8 | 13 | |
| | | Total Non-Trial Dispositions | 0 | 2 | 0 | 0 | 0 | 2 | 0 | 2 | 2 | 1 | 0 | 0 | 0 | 1 | 6 | 13 | |
| | | Total Bench Trial Dispositions | 0 | 0 | 0 | 0 | 0 | 1 | 0 | 0 | 0 | 0 | 0 | 0 | 0 | 0 | 0 | 0 | |
| | | Total Jury Trial Dispositions | 0 | 0 | 0 | 0 | 0 | 0 | 0 | 0 | 0 | 0 | 0 | 0 | 0 | 0 | 0 | 0 | |
| Other Manner of Disposition | 0 | 1 | 1 | 0 | 0 | 0 | 1 | 1 | 3 | 87 | 0 | 0 | 1 | 1 | 2 | 0 | | | |
| 7th Judicial District | Eureka County District Court | New Filings (cases) | 0 | 0 | 0 | 0 | 0 | 0 | 0 | 0 | 1 | 0 | 0 | 0 | 0 | 0 | 2 | | |
| | | Reopened (cases) | 0 | 0 | 0 | 0 | 0 | 0 | 0 | 0 | 0 | 0 | 0 | 0 | 0 | 0 | 0 | | |
| | | Grand Total Dispositions | 0 | 1 | 0 | 0 | 0 | 1 | 0 | 0 | 0 | 0 | 0 | 0 | 0 | 0 | 1 | | |
| | | Total Non-Trial Dispositions | 0 | 1 | 0 | 0 | 0 | 0 | 0 | 0 | 0 | 0 | 0 | 0 | 0 | 0 | 0 | | |
| | | Total Bench Trial Dispositions | 0 | 0 | 0 | 0 | 0 | 0 | 0 | 0 | 0 | 0 | 0 | 0 | 0 | 0 | 0 | | |
| | | Total Jury Trial Dispositions | 0 | 0 | 0 | 0 | 0 | 0 | 0 | 0 | 0 | 0 | 0 | 0 | 0 | 0 | 0 | | |
| | Other Manner of Disposition | 0 | 0 | 0 | 0 | 0 | 1 | 0 | 0 | 0 | 0 | 0 | 0 | 0 | 0 | 1 | | | |
| | Lincoln County District Court | New Filings (cases) | 0 | 0 | 0 | 0 | 0 | 0 | 0 | 0 | 13 | 0 | 0 | 0 | 0 | 0 | 1 | 6 | |
| | | Reopened (cases) | 0 | 0 | 0 | 0 | 0 | 0 | 0 | 0 | 0 | 0 | 0 | 0 | 0 | 0 | 0 | | |
| | | Grand Total Dispositions | 0 | 0 | 0 | 0 | 0 | 0 | 0 | 0 | 2 | 0 | 0 | 0 | 0 | 0 | 0 | 1 | |
| | | Total Non-Trial Dispositions | 0 | 0 | 0 | 0 | 0 | 0 | 0 | 0 | 2 | 0 | 0 | 0 | 0 | 0 | 0 | 1 | |
| | | Total Bench Trial Dispositions | 0 | 0 | 0 | 0 | 0 | 0 | 0 | 0 | 0 | 0 | 0 | 0 | 0 | 0 | 0 | 0 | |
| Total Jury Trial Dispositions | | 0 | 0 | 0 | 0 | 0 | 0 | 0 | 0 | 0 | 0 | 0 | 0 | 0 | 0 | 0 | 0 | | |
| Other Manner of Disposition | 0 | 0 | 0 | 0 | 0 | 0 | 0 | 0 | 0 | 0 | 0 | 0 | 0 | 0 | 0 | 0 | | | |
| White Pine County District Court | New Filings (cases) | 0 | 0 | 0 | 0 | 0 | 0 | 8 | 2 | 47 | 50 | 0 | 0 | 0 | 4 | 2 | 21 | | |
| | Reopened (cases) | 0 | 0 | 0 | 0 | 0 | 0 | 1 | 0 | 1 | 0 | 0 | 0 | 0 | 0 | 2 | 1 | | |
| | Grand Total Dispositions | 1 | 3 | 0 | 0 | 0 | 0 | 5 | 0 | 45 | 44 | 0 | 0 | 0 | 4 | 2 | 22 | | |
| | Total Non-Trial Dispositions | 1 | 3 | 0 | 0 | 0 | 0 | 5 | 0 | 43 | 42 | 0 | 0 | 0 | 4 | 1 | 21 | | |
| | Total Bench Trial Dispositions | 0 | 0 | 0 | 0 | 0 | 0 | 0 | 0 | 0 | 0 | 0 | 0 | 0 | 0 | 1 | 0 | | |
| | Total Jury Trial Dispositions | 0 | 0 | 0 | 0 | 0 | 0 | 0 | 0 | 0 | 0 | 0 | 0 | 0 | 0 | 0 | 0 | | |
| Other Manner of Disposition | 0 | 0 | 0 | 0 | 0 | 0 | 0 | 0 | 2 | 2 | 0 | 0 | 0 | 0 | 0 | 1 | | | |

Source: Uniform System for Judicial Records, Nevada AOC, Research and Statistics Unit.

Table B2-2. Civil Caseload Processed by District Courts in Nevada, Fiscal Year 2017.

| District Court Civil Caseload, Judicial Review/Appeal, Civil Writ, and Other Civil (3 of 3) | | | Judicial Review/Appeal | | | | | | | Civil Writ | | | | | Other Civil | | | |
|--|------------------------------------|-------------------------------------|--------------------------|-----------------------------|-------------------|---------------------------------------|------------------------------------|-------------------------------------|----------------------------|---------------------------------|--------------------------|------------------|----------------------|---------------------|------------------|--------------------------------|------------------|---------------------|
| | | | Foreclosure Mediation | Petition to Seal Records | Mental Competency | Department of Motor Vehicle Appeal | Worker's Compensation Appeal | Other Nevada State Agency Appeal | Appeal from Lower Court | Other Judicial Review/Appeal | Writ of Habeas Corpus | Writ of Mandamus | Writ of Quo Warranto | Writ of Prohibition | Other Civil Writ | Compromise of Minor's Claim | Foreign Judgment | Other Civil Matters |
| 8th Judicial District | Clark County District Court | New Filings (cases) | 106 | 550 | 0 | 17 | 72 | 44 | 103 | 137 | 738 | 59 | 0 | 1 | 10 | 1,782 | 385 | 2,485 |
| | | Reopened (cases) | 2 | 1 | 0 | 0 | 1 | 3 | 2 | 3 | 1 | 0 | 0 | 0 | 0 | 2 | 3 | 52 |
| | | Grand Total Dispositions | 136 | 482 | 0 | 10 | 74 | 48 | 77 | 167 | 292 | 25 | 0 | 0 | 15 | 1,731 | 388 | 2,855 |
| | | Total Non-Trial Dispositions | 136 | 462 | 0 | 10 | 70 | 47 | 72 | 152 | 282 | 22 | 0 | 0 | 15 | 1,621 | 384 | 2,706 |
| | | Total Bench Trial Dispositions | 0 | 0 | 0 | 0 | 0 | 0 | 0 | 1 | 0 | 0 | 0 | 0 | 0 | 1 | 1 | 34 |
| | | Total Jury Trial Dispositions | 0 | 0 | 0 | 0 | 0 | 0 | 0 | 0 | 0 | 0 | 0 | 0 | 0 | 1 | 0 | 4 |
| Other Manner of Disposition | 0 | 20 | 0 | 0 | 4 | 1 | 5 | 14 | 10 | 3 | 0 | 0 | 0 | 108 | 3 | 111 | | |
| 9th Judicial District | Douglas County District Court | New Filings (cases) | 3 | 0 | 0 | 0 | 0 | 1 | 3 | 1 | 0 | 1 | 0 | 0 | 0 | 1 | 93 | |
| | | Reopened (cases)^c | - | - | - | - | - | - | - | - | - | - | - | - | - | - | - | - |
| | | Grand Total Dispositions | 3 | 0 | 0 | 0 | 0 | 0 | 3 | 0 | 0 | 1 | 0 | 0 | 0 | 0 | 0 | 88 |
| | | Total Non-Trial Dispositions | 3 | 0 | 0 | 0 | 0 | 0 | 2 | 0 | 0 | 1 | 0 | 0 | 0 | 0 | 0 | 76 |
| | | Total Bench Trial Dispositions | 0 | 0 | 0 | 0 | 0 | 0 | 0 | 0 | 0 | 0 | 0 | 0 | 0 | 0 | 0 | 0 |
| | | Total Jury Trial Dispositions | 0 | 0 | 0 | 0 | 0 | 0 | 0 | 0 | 0 | 0 | 0 | 0 | 0 | 0 | 0 | 0 |
| Other Manner of Disposition | 0 | 0 | 0 | 0 | 0 | 0 | 1 | 0 | 0 | 0 | 0 | 0 | 0 | 0 | 0 | 12 | | |
| 10th Judicial District | Churchill County District Court | New Filings (cases) | 0 | 5 | 0 | 0 | 0 | 0 | 2 | 0 | 0 | 3 | 0 | 0 | 5 | 0 | 14 | |
| | | Reopened (cases) | 0 | 0 | 0 | 0 | 0 | 0 | 1 | 0 | 0 | 0 | 0 | 0 | 1 | 0 | 0 | |
| | | Grand Total Dispositions | 1 | 8 | 0 | 1 | 1 | 1 | 3 | 0 | 0 | 2 | 0 | 0 | 3 | 0 | 17 | |
| | | Total Non-Trial Dispositions | 1 | 8 | 0 | 1 | 1 | 1 | 3 | 0 | 0 | 2 | 0 | 0 | 3 | 0 | 16 | |
| | | Total Bench Trial Dispositions | 0 | 0 | 0 | 0 | 0 | 0 | 0 | 0 | 0 | 0 | 0 | 0 | 0 | 0 | 0 | |
| | | Total Jury Trial Dispositions | 0 | 0 | 0 | 0 | 0 | 0 | 0 | 0 | 0 | 0 | 0 | 0 | 0 | 0 | 0 | |
| Other Manner of Disposition | 0 | 0 | 0 | 0 | 0 | 0 | 0 | 0 | 0 | 0 | 0 | 0 | 0 | 0 | 1 | | | |
| 11th Judicial District | Lander County District Court | New Filings (cases) | 0 | 0 | 0 | 0 | 0 | 0 | 0 | 0 | 0 | 0 | 0 | 0 | 0 | 0 | 24 | |
| | | Reopened (cases) | 0 | 0 | 0 | 0 | 0 | 0 | 0 | 0 | 0 | 0 | 0 | 0 | 0 | 0 | 0 | |
| | | Grand Total Dispositions | 0 | 0 | 0 | 0 | 0 | 1 | 0 | 0 | 0 | 0 | 0 | 0 | 1 | 0 | 8 | |
| | | Total Non-Trial Dispositions | 0 | 0 | 0 | 0 | 0 | 1 | 0 | 0 | 0 | 0 | 0 | 0 | 0 | 0 | 3 | |
| | | Total Bench Trial Dispositions | 0 | 0 | 0 | 0 | 0 | 0 | 0 | 0 | 0 | 0 | 0 | 0 | 1 | 0 | 0 | |
| | | Total Jury Trial Dispositions | 0 | 0 | 0 | 0 | 0 | 0 | 0 | 0 | 0 | 0 | 0 | 0 | 0 | 0 | 0 | |
| | Other Manner of Disposition | 0 | 0 | 0 | 0 | 0 | 0 | 0 | 0 | 0 | 0 | 0 | 0 | 0 | 0 | 5 | | |
| | Mineral County District Court | New Filings (cases) | 0 | 0 | 0 | 0 | 0 | 0 | 0 | 0 | 0 | 0 | 0 | 0 | 0 | 1 | 0 | 5 |
| | | Reopened (cases) | 0 | 0 | 0 | 0 | 0 | 0 | 0 | 0 | 0 | 0 | 0 | 0 | 0 | 0 | 0 | |
| | | Grand Total Dispositions | 0 | 0 | 0 | 0 | 0 | 0 | 0 | 1 | 0 | 0 | 0 | 0 | 0 | 1 | 4 | |
| | | Total Non-Trial Dispositions | 0 | 0 | 0 | 0 | 0 | 0 | 0 | 1 | 0 | 0 | 0 | 0 | 0 | 0 | 2 | |
| | | Total Bench Trial Dispositions | 0 | 0 | 0 | 0 | 0 | 0 | 0 | 0 | 0 | 0 | 0 | 0 | 0 | 0 | 0 | |
| Total Jury Trial Dispositions | | 0 | 0 | 0 | 0 | 0 | 0 | 0 | 0 | 0 | 0 | 0 | 0 | 0 | 0 | 0 | | |
| Other Manner of Disposition | 0 | 0 | 0 | 0 | 0 | 0 | 0 | 0 | 0 | 0 | 0 | 0 | 0 | 1 | 2 | | | |
| Pershing County District Court | New Filings (cases) | 0 | 0 | 0 | 0 | 0 | 0 | 2 | 1 | 0 | 7 | 0 | 0 | 4 | 0 | 45 | | |
| | Reopened (cases) | 0 | 0 | 0 | 0 | 0 | 0 | 0 | 0 | 0 | 1 | 0 | 0 | 0 | 0 | 1 | | |
| | Grand Total Dispositions | 0 | 0 | 0 | 0 | 0 | 0 | 2 | 1 | 0 | 1 | 0 | 0 | 4 | 0 | 43 | | |
| | Total Non-Trial Dispositions | 0 | 0 | 0 | 0 | 0 | 0 | 2 | 0 | 0 | 0 | 0 | 0 | 0 | 0 | 16 | | |
| | Total Bench Trial Dispositions | 0 | 0 | 0 | 0 | 0 | 0 | 0 | 1 | 0 | 0 | 0 | 0 | 0 | 0 | 0 | | |
| | Total Jury Trial Dispositions | 0 | 0 | 0 | 0 | 0 | 0 | 0 | 0 | 0 | 0 | 0 | 0 | 0 | 0 | 0 | | |
| Other Manner of Disposition | 0 | 0 | 0 | 0 | 0 | 0 | 0 | 0 | 0 | 1 | 0 | 0 | 4 | 0 | 27 | | | |

^c Reopened cases not reported.

Source: Uniform System for Judicial Records, Nevada AOC, Research and Statistics Unit.

Table B3. Family Caseload Processed by District Courts in Nevada, Fiscal Year 2017.

| District Court, Family Caseload (1 of 3) | | | Domestic Relations Case | | | | | | | | | | | Mental Health Case | Guardianships Case | Totals | |
|--|-------------------------------------|---|-------------------------|-----------|--------------------------|-----------|-----------------------|------------|-----------------|---------------|--------------------------------|----------------------|--|--------------------|--------------------|--------|--------------------------|
| | | | Marriage Dissolution | Paternity | Visitation (Non-Divorce) | Adoptions | Custody (Non-Divorce) | IV-D UIFSA | IV-D Intrastate | Other Support | State Initiated (TPR) Petition | Other (TPR) Petition | Request for Domestic Violence Protective Orders (TPOs) | | | | Other Domestic Relations |
| Totals^a | Nevada District Courts | Filings | 17,565 | 324 | 76 | 1,077 | 2,833 | 2,588 | 5,326 | 95 | 597 | 480 | 11,002 | 2,232 | 10,437 | 2,452 | 57,084 |
| | | Reopened (cases) | 3,742 | 250 | 14 | 22 | 1,344 | 3,006 | 3,565 | 53 | 27 | 21 | 130 | 128 | 14,270 | 2,093 | 28,665 |
| | | Grand Total Dispositions | 21,200 | 650 | 103 | 1,098 | 3,770 | 3,891 | 5,164 | 132 | 655 | 483 | 10,615 | 2,396 | 24,410 | 5,304 | 79,871 |
| | | Total Non-Trial Dispositions | 20,275 | 606 | 86 | 1,023 | 3,571 | 3,707 | 4,901 | 120 | 503 | 464 | 10,494 | 2,285 | 24,342 | 4,534 | 76,911 |
| | | Total Trial Dispositions | 272 | 13 | 9 | 50 | 88 | 14 | 29 | 0 | 130 | 9 | 0 | 7 | 55 | 272 | 948 |
| | | Other Manner of Disposition | 653 | 31 | 8 | 25 | 111 | 170 | 234 | 12 | 22 | 10 | 121 | 104 | 13 | 498 | 2,012 |
| 1st Judicial District | Carson City District Court | Filings | 372 | 10 | 0 | 42 | 80 | 7 | 59 | 61 | 27 | 18 | 110 | 37 | 45 | 92 | 960 |
| | | Reopened (cases) | 66 | 4 | 0 | 0 | 31 | 70 | 30 | 34 | 0 | 0 | 0 | 1 | 1 | 1 | 238 |
| | | Grand Total Dispositions | 392 | 13 | 0 | 43 | 71 | 110 | 96 | 86 | 26 | 18 | 121 | 26 | 42 | 80 | 1,124 |
| | | Total Non-Trial Dispositions | 369 | 10 | 0 | 42 | 65 | 110 | 96 | 86 | 25 | 18 | 120 | 25 | 40 | 79 | 1,085 |
| | | Total Trial Dispositions | 18 | 3 | 0 | 0 | 5 | 0 | 0 | 0 | 1 | 0 | 0 | 0 | 0 | 0 | 27 |
| | Other Manner of Disposition | 5 | 0 | 0 | 1 | 1 | 0 | 0 | 0 | 0 | 0 | 1 | 1 | 2 | 1 | 12 | |
| | Storey County District Court | Filings | 9 | 0 | 0 | 0 | 0 | 0 | 0 | 0 | 0 | 0 | 0 | 3 | 0 | 1 | 13 |
| | | Reopened (cases) | 0 | 0 | 0 | 0 | 0 | 0 | 0 | 0 | 0 | 0 | 0 | 0 | 0 | 0 | 0 |
| | | Grand Total Dispositions | 12 | 0 | 0 | 0 | 0 | 0 | 0 | 0 | 0 | 0 | 0 | 4 | 0 | 0 | 16 |
| | | Total Non-Trial Dispositions | 9 | 0 | 0 | 0 | 0 | 0 | 0 | 0 | 0 | 0 | 0 | 3 | 0 | 0 | 12 |
| Total Trial Dispositions | | 0 | 0 | 0 | 0 | 0 | 0 | 0 | 0 | 0 | 0 | 0 | 0 | 0 | 0 | 0 | |
| Other Manner of Disposition | 3 | 0 | 0 | 0 | 0 | 0 | 0 | 0 | 0 | 0 | 0 | 1 | 0 | 0 | 4 | | |
| 2nd Judicial District | Washoe County District Court | Filings | 2,209 | 25 | 21 | 155 | 456 | 1,037 | 0 | 1 | 121 | 0 | 2,200 | 99 | 2,437 | 415 | 9,176 |
| | | Reopened (cases) | 478 | 19 | 0 | 3 | 198 | 518 | 0 | 0 | 1 | 3 | 9 | 4 | 1 | 1 | 1,235 |
| | | Grand Total Dispositions | 2,237 | 33 | 16 | 151 | 379 | 1,178 | 0 | 0 | 66 | 0 | 2,028 | 81 | 2,385 | 450 | 9,004 |
| | | Total Non-Trial Dispositions | 1,800 | 27 | 5 | 88 | 304 | 1,166 | 0 | 0 | 36 | 0 | 2,020 | 46 | 2,319 | 79 | 7,890 |
| | | Total Trial Dispositions | 47 | 2 | 4 | 48 | 22 | 0 | 0 | 0 | 19 | 0 | 0 | 4 | 55 | 263 | 464 |
| Other Manner of Disposition | 390 | 4 | 7 | 15 | 53 | 12 | 0 | 0 | 11 | 0 | 8 | 31 | 11 | 108 | 650 | | |
| 3rd Judicial District | Lyon County District Court | Filings | 193 | 0 | 0 | 9 | 32 | 74 | 85 | 3 | 8 | 13 | 0 | 27 | 0 | 57 | 501 |
| | | Reopened (cases) | 48 | 0 | 0 | 1 | 11 | 17 | 142 | 0 | 0 | 0 | 0 | 0 | 0 | 16 | 235 |
| | | Grand Total Dispositions^b | 249 | 2 | 1 | 10 | 54 | 95 | 291 | 5 | 8 | 13 | 0 | 36 | 0 | 125 | 889 ^b |
| | | Total Non-Trial Dispositions | 231 | 1 | 1 | 9 | 42 | 42 | 182 | 4 | 8 | 12 | 0 | 22 | 0 | 20 | 574 |
| | | Total Trial Dispositions | 0 | 0 | 0 | 0 | 0 | 0 | 0 | 0 | 0 | 0 | 0 | 0 | 0 | 0 | 0 |
| Other Manner of Disposition | 18 | 1 | 0 | 1 | 12 | 53 | 109 | 1 | 0 | 1 | 0 | 14 | 0 | 105 | 315 | | |
| 4th Judicial District | Elko County District Court | Filings | 214 | 12 | 2 | 40 | 25 | 4 | 130 | 25 | 12 | 10 | 291 | 32 | 0 | 43 | 840 |
| | | Reopened (cases) | 138 | 8 | 0 | 2 | 12 | 89 | 71 | 18 | 1 | 2 | 88 | 2 | 0 | 41 | 472 |
| | | Grand Total Dispositions | 314 | 21 | 0 | 42 | 27 | 86 | 223 | 32 | 11 | 20 | 373 | 32 | 0 | 79 | 1,260 |
| | | Total Non-Trial Dispositions | 183 | 9 | 0 | 41 | 16 | 2 | 135 | 25 | 9 | 20 | 265 | 26 | 0 | 33 | 764 |
| | | Total Trial Dispositions | 0 | 0 | 0 | 0 | 0 | 0 | 0 | 0 | 0 | 0 | 0 | 0 | 0 | 0 | 0 |
| Other Manner of Disposition | 131 | 12 | 0 | 1 | 11 | 84 | 88 | 7 | 2 | 0 | 108 | 6 | 0 | 46 | 496 | | |

^a Totals reflect aggregate information from the Nevada District Courts. Information contained herein may reflect non-standard reporting and is noted by subsequent footnotes.

^b Includes administrative case closures.

Source: Uniform System for Judicial Records, Nevada AOC, Research and Statistics Unit.

Table B3. Family Caseload Processed by District Courts in Nevada, Fiscal Year 2017.

| District Court, Family Caseload (2 of 3) | | Domestic Relations Case | | | | | | | | | | | Mental Health Case | Guardianships Case | Totals | | |
|--|---------------------------------|---------------------------------------|-----------|--------------------------|-----------|-----------------------|------------|-----------------|---------------|--------------------------------|----------------------|--|--------------------|--------------------|--------|--------------------------|------------------|
| | | Marriage Dissolution | Paternity | Visitation (Non-Divorce) | Adoptions | Custody (Non-Divorce) | IV-D UIFSA | IV-D Intrastate | Other Support | State Initiated (TPR) Petition | Other (TPR) Petition | Request for Domestic Violence Protective Orders (TPOs) | | | | Other Domestic Relations | |
| 5th Judicial District | Esmeralda County District Court | Filings | 3 | 0 | 0 | 0 | 0 | 0 | 0 | 0 | 0 | 0 | 0 | 0 | 0 | 0 | 3 |
| | | Reopened (cases) | 0 | 0 | 0 | 0 | 0 | 0 | 0 | 0 | 0 | 0 | 0 | 0 | 0 | 0 | 0 |
| | | Grand Total Dispositions | 0 | 0 | 0 | 0 | 0 | 0 | 0 | 0 | 0 | 0 | 0 | 0 | 0 | 0 | 0 |
| | | Total Non-Trial Dispositions | 0 | 0 | 0 | 0 | 0 | 0 | 0 | 0 | 0 | 0 | 0 | 0 | 0 | 0 | 0 |
| | | Total Trial Dispositions | 0 | 0 | 0 | 0 | 0 | 0 | 0 | 0 | 0 | 0 | 0 | 0 | 0 | 0 | 0 |
| | | Other Manner of Disposition | 0 | 0 | 0 | 0 | 0 | 0 | 0 | 0 | 0 | 0 | 0 | 0 | 0 | 0 | 0 |
| | Nye County District Court | Filings | 346 | 4 | 1 | 11 | 19 | 144 | 6 | 1 | 8 | 13 | 0 | 4 | 0 | 57 | 614 |
| | | Reopened (cases) | 25 | 1 | 0 | 0 | 3 | 2 | 1 | 0 | 0 | 0 | 0 | 0 | 0 | 4 | 36 |
| | | Grand Total Dispositions | 335 | 5 | 0 | 7 | 13 | 72 | 3 | 0 | 0 | 7 | 0 | 4 | 0 | 44 | 490 |
| | | Total Non-Trial Dispositions | 326 | 4 | 0 | 4 | 11 | 71 | 3 | 0 | 0 | 5 | 0 | 3 | 0 | 25 | 452 |
| Total Trial Dispositions | | 0 | 0 | 0 | 0 | 0 | 0 | 0 | 0 | 0 | 0 | 0 | 0 | 0 | 0 | 0 | |
| Other Manner of Disposition | 9 | 1 | 0 | 3 | 2 | 1 | 0 | 0 | 0 | 2 | 0 | 1 | 0 | 19 | 38 | | |
| 6th Judicial District | Humboldt County District Court | Filings | 203 | 10 | 0 | 8 | 8 | 1 | 33 | 0 | 0 | 7 | 7 | 18 | 0 | 15 | 310 |
| | | Reopened (cases) | 46 | 3 | 0 | 0 | 4 | 28 | 44 | 0 | 0 | 0 | 0 | 1 | 0 | 1 | 127 |
| | | Grand Total Dispositions ^b | 263 | 17 | 0 | 4 | 7 | 90 | 104 | 0 | 1 | 5 | 7 | 14 | 0 | 113 | 625 ^b |
| | | Total Non-Trial Dispositions | 260 | 16 | 0 | 4 | 7 | 89 | 99 | 0 | 1 | 4 | 6 | 10 | 0 | 110 | 606 |
| | | Total Trial Dispositions | 0 | 0 | 0 | 0 | 0 | 0 | 0 | 0 | 0 | 0 | 0 | 0 | 0 | 0 | 0 |
| Other Manner of Disposition | 3 | 1 | 0 | 0 | 0 | 1 | 5 | 0 | 0 | 1 | 1 | 4 | 0 | 3 | 19 | | |
| 7th Judicial District | Eureka County District Court | Filings | 7 | 0 | 0 | 0 | 0 | 0 | 0 | 0 | 0 | 0 | 1 | 0 | 2 | 10 | |
| | | Reopened (cases) | 0 | 0 | 0 | 0 | 0 | 0 | 0 | 0 | 0 | 0 | 0 | 0 | 0 | 0 | |
| | | Grand Total Dispositions | 9 | 0 | 0 | 0 | 0 | 0 | 0 | 0 | 1 | 0 | 0 | 0 | 0 | 10 | |
| | | Total Non-Trial Dispositions | 8 | 0 | 0 | 0 | 0 | 0 | 0 | 0 | 0 | 0 | 0 | 0 | 0 | 8 | |
| | | Total Trial Dispositions | 1 | 0 | 0 | 0 | 0 | 0 | 0 | 0 | 0 | 0 | 0 | 0 | 0 | 1 | |
| | Other Manner of Disposition | 0 | 0 | 0 | 0 | 0 | 0 | 0 | 0 | 1 | 0 | 0 | 0 | 0 | 1 | | |
| | Lincoln County District Court | Filings | 19 | 0 | 0 | 0 | 0 | 4 | 5 | 0 | 0 | 1 | 0 | 4 | 0 | 5 | 38 |
| | | Reopened (cases) | 0 | 0 | 0 | 0 | 0 | 0 | 0 | 0 | 0 | 0 | 0 | 0 | 0 | 0 | |
| | | Grand Total Dispositions | 12 | 0 | 0 | 0 | 0 | 0 | 0 | 0 | 0 | 0 | 0 | 6 | 0 | 1 | 19 |
| | | Total Non-Trial Dispositions | 12 | 0 | 0 | 0 | 0 | 0 | 0 | 0 | 0 | 0 | 0 | 6 | 0 | 1 | 19 |
| Total Trial Dispositions | | 0 | 0 | 0 | 0 | 0 | 0 | 0 | 0 | 0 | 0 | 0 | 0 | 0 | 0 | | |
| Other Manner of Disposition | 0 | 0 | 0 | 0 | 0 | 0 | 0 | 0 | 0 | 0 | 0 | 0 | 0 | 0 | | | |
| White Pine County District Court | Filings | 54 | 2 | 1 | 2 | 14 | 7 | 27 | 0 | 1 | 1 | 0 | 12 | 0 | 7 | 128 | |
| | Reopened (cases) | 10 | 0 | 0 | 0 | 7 | 10 | 6 | 0 | 0 | 0 | 0 | 1 | 0 | 2 | 36 | |
| | Grand Total Dispositions | 61 | 0 | 1 | 2 | 19 | 17 | 29 | 0 | 0 | 1 | 0 | 11 | 0 | 6 | 147 | |
| | Total Non-Trial Dispositions | 58 | 0 | 1 | 0 | 16 | 3 | 3 | 0 | 0 | 0 | 0 | 11 | 0 | 4 | 96 | |
| | Total Trial Dispositions | 3 | 0 | 0 | 2 | 3 | 14 | 26 | 0 | 0 | 1 | 0 | 0 | 0 | 2 | 51 | |
| Other Manner of Disposition | 0 | 0 | 0 | 0 | 0 | 0 | 0 | 0 | 0 | 0 | 0 | 0 | 0 | 0 | | | |

^b Includes administrative case closures.

Source: Uniform System for Judicial Records, Nevada AOC, Research and Statistics Unit.

Table B3. Family Caseload Processed by District Courts in Nevada, Fiscal Year 2017.

| District Court, Family Caseload (3 of 3) | | | Domestic Relations Case | | | | | | | | | | | Mental Health Case | Guardianships Case | Totals | | |
|--|---------------------------------|---|-------------------------|-----------|--------------------------|-----------|-----------------------|------------|-----------------|---------------|--------------------------------|----------------------|--|--------------------|--------------------|--------|--------------------------|----------------|
| | | | Marriage Dissolution | Paternity | Visitation (Non-Divorce) | Adoptions | Custody (Non-Divorce) | IV-D UIFSA | IV-D Intrastate | Other Support | State Initiated (TPR) Petition | Other (TPR) Petition | Request for Domestic Violence Protective Orders (TPOs) | | | | Other Domestic Relations | |
| 8th Judicial District | Clark County District Court | Filings | 12,847 | 250 | 49 | 751 | 2,134 | 1,243 | 4,851 | 0 | 413 | 391 | 8,392 | 1,941 | 7,931 | 1,660 | 42,853 | |
| | | Reopened (cases) | 2,856 | 215 | 14 | 16 | 1,061 | 2,132 | 3,254 | 0 | 25 | 16 | 33 | 119 | 14,268 | 1,996 | 26,005 | |
| | | Grand Total Dispositions | 16,131 | 539 | 83 | 776 | 3,135 | 2,044 | 4,286 | 0 | 527 | 401 | 8,084 | 2,134 | 21,959 | 4,292 | 64,391 | |
| | | Total Non-Trial Dispositions | 15,886 | 525 | 77 | 774 | 3,056 | 2,044 | 4,285 | 0 | 412 | 388 | 8,081 | 2,118 | 21,959 | 4,084 | 63,689 | |
| | | Total Trial Dispositions | 185 | 7 | 5 | 0 | 51 | 0 | 1 | 0 | 108 | 8 | 0 | 3 | 0 | 7 | 375 | |
| | | Other Manner of Disposition | 60 | 7 | 1 | 2 | 28 | 0 | 0 | 0 | 7 | 5 | 3 | 13 | 0 | 201 | 327 | |
| 9th Judicial District | Douglas County District Court | Filings | 438 | 6 | 0 | 23 | 15 | 21 | 37 | 2 | 0 | 11 | 2 | 37 | 0 | 47 | 639 | |
| | | Reopened (cases)^c | - | - | - | - | - | - | - | - | - | - | - | - | - | - | - | - ^c |
| | | Grand Total Dispositions | 454 | 12 | 0 | 26 | 21 | 15 | 42 | 5 | 0 | 5 | 2 | 28 | 0 | 50 | 660 | |
| | | Total Non-Trial Dispositions | 427 | 11 | 0 | 25 | 19 | 14 | 41 | 5 | 0 | 4 | 2 | 0 | 0 | 50 | 598 | |
| | | Total Trial Dispositions | 0 | 0 | 0 | 0 | 0 | 0 | 0 | 0 | 0 | 0 | 0 | 0 | 0 | 0 | 0 | |
| | | Other Manner of Disposition | 27 | 1 | 0 | 1 | 2 | 1 | 1 | 0 | 0 | 1 | 0 | 28 | 0 | 0 | 62 | |
| 10th Judicial District | Churchill County District Court | Filings | 532 | 2 | 2 | 22 | 24 | 45 | 42 | 0 | 7 | 11 | 0 | 14 | 24 | 27 | 752 | |
| | | Reopened (cases) | 70 | 0 | 0 | 0 | 17 | 136 | 14 | 0 | 0 | 0 | 0 | 0 | 0 | 31 | 268 | |
| | | Grand Total Dispositions | 624 | 1 | 2 | 23 | 35 | 179 | 52 | 0 | 13 | 11 | 0 | 11 | 24 | 58 | 1,033 | |
| | | Total Non-Trial Dispositions | 607 | 1 | 2 | 23 | 30 | 163 | 51 | 0 | 11 | 11 | 0 | 11 | 24 | 48 | 982 | |
| | | Total Trial Dispositions | 12 | 0 | 0 | 0 | 5 | 0 | 0 | 0 | 2 | 0 | 0 | 0 | 0 | 0 | 19 | |
| | | Other Manner of Disposition | 5 | 0 | 0 | 0 | 0 | 16 | 1 | 0 | 0 | 0 | 0 | 0 | 0 | 10 | 32 | |
| 11th Judicial District | Lander County District Court | Filings | 67 | 3 | 0 | 5 | 10 | 0 | 0 | 0 | 0 | 1 | 0 | 0 | 0 | 0 | 86 | |
| | | Reopened (cases) | 3 | 0 | 0 | 0 | 0 | 0 | 0 | 0 | 0 | 0 | 0 | 0 | 0 | 0 | 3 | |
| | | Grand Total Dispositions | 55 | 4 | 0 | 4 | 3 | 0 | 0 | 0 | 0 | 1 | 0 | 0 | 0 | 0 | 67 | |
| | | Total Non-Trial Dispositions | 55 | 2 | 0 | 3 | 3 | 0 | 0 | 0 | 0 | 1 | 0 | 0 | 0 | 0 | 64 | |
| | | Total Trial Dispositions | 0 | 1 | 0 | 0 | 0 | 0 | 0 | 0 | 0 | 0 | 0 | 0 | 0 | 0 | 1 | |
| | | Other Manner of Disposition | 0 | 1 | 0 | 1 | 0 | 0 | 0 | 0 | 0 | 0 | 0 | 0 | 0 | 0 | 2 | |
| | Mineral County District Court | Filings | 24 | 0 | 0 | 1 | 8 | 0 | 29 | 0 | 0 | 2 | 0 | 1 | 0 | 10 | 75 | |
| | | Reopened (cases) | 0 | 0 | 0 | 0 | 0 | 0 | 0 | 0 | 0 | 0 | 0 | 0 | 0 | 0 | 0 | |
| | | Grand Total Dispositions^b | 30 | 3 | 0 | 2 | 4 | 3 | 36 | 4 | 0 | 0 | 0 | 7 | 0 | 5 | 94 ^b | |
| | | Total Non-Trial Dispositions | 22 | 0 | 0 | 2 | 1 | 1 | 4 | 0 | 0 | 0 | 0 | 3 | 0 | 0 | 33 | |
| | | Total Trial Dispositions | 6 | 0 | 0 | 0 | 2 | 0 | 2 | 0 | 0 | 0 | 0 | 0 | 0 | 0 | 10 | |
| | | Other Manner of Disposition | 2 | 3 | 0 | 0 | 1 | 2 | 30 | 4 | 0 | 0 | 0 | 4 | 0 | 5 | 51 | |
| Pershing County District Court | Filings | 28 | 0 | 0 | 8 | 8 | 1 | 22 | 2 | 0 | 1 | 0 | 2 | 0 | 14 | 86 | | |
| | Reopened (cases) | 2 | 0 | 0 | 0 | 0 | 4 | 3 | 1 | 0 | 0 | 0 | 0 | 0 | 0 | 10 | | |
| | Grand Total Dispositions | 22 | 0 | 0 | 8 | 2 | 2 | 2 | 0 | 2 | 1 | 0 | 2 | 0 | 1 | 42 | | |
| | Total Non-Trial Dispositions | 22 | 0 | 0 | 8 | 1 | 2 | 2 | 0 | 1 | 1 | 0 | 1 | 0 | 1 | 39 | | |
| | Total Trial Dispositions | 0 | 0 | 0 | 0 | 0 | 0 | 0 | 0 | 0 | 0 | 0 | 0 | 0 | 0 | 0 | | |
| | Other Manner of Disposition | 0 | 0 | 0 | 0 | 1 | 0 | 0 | 0 | 1 | 0 | 0 | 1 | 0 | 0 | 3 | | |

^b Includes administrative case closures.

^c Reopened cases not reported.

Source: Uniform System for Judicial Records, Nevada AOC, Research and Statistics Unit.

Table B4. Juvenile Caseload Processed by District Courts in Nevada, Fiscal Year 2017.

| District Court, Juvenile Non-Traffic Caseload (1 of 3) | | | Delinquency | | | | | Status Petition | Dependency/ Child Victim | | | Miscellaneous Petition | Totals | Hearings | | | | |
|---|------------------------------|---------------------------------|-------------|----------|------|--------------|-------------------|-----------------|----------------------------------|-------------------------|----------------------------------|------------------------|----------------|--|--------------------|----------------------|--------------------------------|---|
| | | | Person | Property | Drug | Public Order | Other Delinquency | | Child Abuse/ Neglect Petition | Dependent (no fault) | Other Dependency Child Victim | | | Informal Hearings (Involving a Judicial Officer) | Detention Hearings | Extradition Hearings | Protective Custody Hearings | |
| Totals ^a | Nevada District Courts | New Filings (cases) | 1,943 | 1,510 | 830 | 453 | 1,597 | 266 | 2,082 | 24 | 4 | 278 | 8,987 | 777 | 4,343 | 66 | 2,767 | |
| | | Reopened (cases) | 221 | 293 | 143 | 39 | 161 | 29 | 162 | 1 | 0 | 42 | 1,091 | | | | | |
| | | Charges | 1,051 | 829 | 466 | 366 | 11,449 | 333 | 0 | 0 | 0 | 0 | 14,494 | | | | | |
| | | Grand Total Dispositions | 1,699 | 1,606 | 999 | 446 | 1,691 | 265 | 2,431 | 13 | 7 | 266 | 9,423 | | | | | |
| | | Total Non-Trial Dispositions | 1,520 | 1,413 | 885 | 410 | 1,520 | 225 | 2,059 | 8 | 2 | 8 | 8,050 | | | | | |
| | | Total Trial Dispositions | 21 | 18 | 4 | 1 | 5 | 3 | 178 | 1 | 0 | 2 | 233 | | | | | |
| | | Other Manner of Disposition | 158 | 175 | 110 | 35 | 166 | 37 | 194 | 4 | 5 | 256 | 1,140 | | | | | |
| 1st Judicial District | Carson City District Court | New Filings (cases) | 22 | 23 | 6 | 7 | 1 | 16 | 33 | 0 | 0 | 0 | 108 | 0 | 136 | 0 | 33 | |
| | | Reopened (cases) | 20 | 23 | 11 | 5 | 15 | 0 | 0 | 0 | 0 | 0 | 74 | | | | | |
| | | Charges | 34 | 40 | 18 | 22 | 21 | 16 | - | - | - | - | 151 | | | | | |
| | | Grand Total Dispositions | 27 | 27 | 13 | 3 | 5 | 0 | 24 | 0 | 0 | 0 | 99 | | | | | |
| | | Total Non-Trial Dispositions | 27 | 27 | 12 | 3 | 5 | 0 | 23 | 0 | 0 | 0 | 97 | | | | | |
| | | Total Trial Dispositions | 0 | 0 | 1 | 0 | 0 | 0 | 1 | 0 | 0 | 0 | 2 | | | | | |
| | | Other Manner of Disposition | 0 | 0 | 0 | 0 | 0 | 0 | 0 | 0 | 0 | 0 | 0 | | | | | |
| | Storey County District Court | New Filings (cases) | 2 | 0 | 0 | 0 | 0 | 0 | 0 | 0 | 0 | 0 | 2 | 2 | 0 | 1 | 0 | 0 |
| | | Reopened (cases) | 0 | 0 | 0 | 0 | 0 | 0 | 0 | 0 | 0 | 0 | 0 | 0 | | | | |
| | | Charges | 2 | 0 | 0 | 0 | 1 | 0 | - | - | - | - | 3 | | | | | |
| Grand Total Dispositions | | 0 | 0 | 0 | 0 | 0 | 0 | 0 | 0 | 0 | 0 | 0 | 0 | | | | | |
| Total Non-Trial Dispositions | | 0 | 0 | 0 | 0 | 0 | 0 | 0 | 0 | 0 | 0 | 0 | 0 | | | | | |
| | Total Trial Dispositions | 0 | 0 | 0 | 0 | 0 | 0 | 0 | 0 | 0 | 0 | 0 | | | | | | |
| | Other Manner of Disposition | 0 | 0 | 0 | 0 | 0 | 0 | 0 | 0 | 0 | 0 | 0 | | | | | | |
| 2nd Judicial District | Washoe County District Court | New Filings (cases) | 517 | 246 | 76 | 35 | 79 | NR | 467 | NR | NR | NR | 1,420 | NR | 796 ^b | (b) | 549 | |
| | | Reopened (cases) ^c | 0 | 0 | 0 | 0 | 0 | 0 | 0 | 0 | 0 | 0 | 0 ^c | | | | | |
| | | Charges | 742 | 467 | 206 | 136 | 326 | 0 | - | - | - | - | 1,877 | | | | | |
| | | Grand Total Dispositions | 335 | 165 | 39 | 21 | 41 | 0 | 541 | 0 | 0 | 0 | 1,142 | | | | | |
| | | Total Non-Trial Dispositions | 285 | 147 | 37 | 20 | 37 | 0 | 538 | 0 | 0 | 0 | 1,064 | | | | | |
| | Total Trial Dispositions | 16 | 15 | 0 | 0 | 1 | 0 | 3 | 0 | 0 | 35 | | | | | | | |
| | Other Manner of Disposition | 34 | 3 | 2 | 1 | 3 | 0 | 0 | 0 | 0 | 43 | | | | | | | |
| 3rd Judicial District | Lyon County District Court | New Filings (cases) | 24 | 70 | 20 | 26 | 4 | 53 | 22 | 0 | 0 | 0 | 219 | 0 | 64 | 0 | 0 | |
| | | Reopened (cases) | 15 | 10 | 9 | 5 | 0 | 3 | 0 | 0 | 0 | 0 | 42 | | | | | |
| | | Charges | 34 | 93 | 32 | 35 | 7 | 63 | - | - | - | - | 264 | | | | | |
| | | Grand Total Dispositions | 45 | 56 | 30 | 27 | 11 | 49 | 20 | 0 | 0 | 0 | 238 | | | | | |
| | | Total Non-Trial Dispositions | 36 | 50 | 23 | 24 | 6 | 46 | 5 | 0 | 0 | 0 | 190 | | | | | |
| | Total Trial Dispositions | 0 | 0 | 0 | 0 | 0 | 0 | 0 | 0 | 0 | 0 | 0 | | | | | | |
| | Other Manner of Disposition | 9 | 6 | 7 | 3 | 5 | 3 | 15 | 0 | 0 | 0 | 48 | | | | | | |
| 4th Judicial District | Elko County District Court | New Filings (cases) | 49 | 29 | 35 | 26 | 43 | 30 | 14 | 0 | 0 | 168 | 394 | 345 | 90 | 0 | 10 | |
| | | Reopened (cases) | 1 | 1 | 0 | 1 | 0 | 0 | 1 | 0 | 0 | 0 | 23 | | | | | |
| | | Charges | 72 | 39 | 61 | 77 | 91 | 73 | - | - | - | - | 413 | | | | | |
| | | Grand Total Dispositions | 44 | 33 | 36 | 33 | 45 | 30 | 32 | 0 | 0 | 0 | 442 | | | | | |
| | | Total Non-Trial Dispositions | 43 | 32 | 36 | 33 | 43 | 30 | 8 | 0 | 0 | 0 | 225 | | | | | |
| | Total Trial Dispositions | 0 | 0 | 0 | 0 | 0 | 0 | 0 | 0 | 0 | 0 | 0 | | | | | | |
| | Other Manner of Disposition | 1 | 1 | 0 | 0 | 2 | 0 | 24 | 0 | 0 | 189 | 217 | | | | | | |

^a Totals reflect aggregate information from the Nevada District Courts. Information contained herein may reflect non-standard reporting and is noted by subsequent footnotes.

^b Reopened cases under-reported.

^c Detention Hearings include Extradition Hearings counts.

NR Not reported.

Source: Uniform System for Judicial Records, Nevada AOC, Research and Statistics Unit.

Table B4. Juvenile Caseload Processed by District Courts in Nevada, Fiscal Year 2017.

| District Court, Juvenile Non-Traffic Caseload (2 of 3) | | | Delinquency | | | | | Status Petition | Dependency/ Child Victim | | | Miscellaneous Petition | Totals | Hearings | | | | |
|---|---------------------------------|---------------------------------------|-------------|----------|------|--------------|-------------------|-----------------|----------------------------------|-------------------------|----------------------------------|------------------------|------------------|--|--------------------|----------------------|--------------------------------|--|
| | | | Person | Property | Drug | Public Order | Other Delinquency | | Child Abuse/ Neglect Petition | Dependent (no fault) | Other Dependency Child Victim | | | Informal Hearings (Involving a Judicial Officer) | Detention Hearings | Extradition Hearings | Protective Custody Hearings | |
| 5th Judicial District | Esmeralda County District Court | New Filings (cases) | 1 | 0 | 1 | 0 | 0 | 0 | 0 | 0 | 0 | 3 | 5 | 0 | 0 | 0 | 0 | |
| | | Reopened (cases) | 0 | 0 | 0 | 0 | 0 | 0 | 0 | 0 | 0 | 0 | 0 | 0 | | | | |
| | | Charges | 1 | 0 | 1 | 0 | 0 | 0 | 0 | - | - | - | - | 2 | | | | |
| | | Grand Total Dispositions | 0 | 0 | 0 | 0 | 0 | 0 | 0 | 0 | 0 | 0 | 0 | 0 | | | | |
| | | Total Non-Trial Dispositions | 0 | 0 | 0 | 0 | 0 | 0 | 0 | 0 | 0 | 0 | 0 | 0 | | | | |
| | | Total Trial Dispositions | 0 | 0 | 0 | 0 | 0 | 0 | 0 | 0 | 0 | 0 | 0 | 0 | | | | |
| | Other Manner of Disposition | 0 | 0 | 0 | 0 | 0 | 0 | 0 | 0 | 0 | 0 | 0 | 0 | | | | | |
| | Nye County District Court | New Filings (cases) | 37 | 23 | 20 | 5 | 8 | 15 | 42 | 0 | 0 | 94 | 244 | 141 | 0 | 0 | 157 | |
| | | Reopened (cases) | 10 | 19 | 12 | 8 | 5 | 20 | 3 | 0 | 0 | 23 | 100 | | | | | |
| | | Charges | 54 | 24 | 40 | 5 | 8 | 17 | - | - | - | - | 148 | | | | | |
| Grand Total Dispositions | | 34 | 40 | 38 | 14 | 15 | 34 | 16 | 0 | 0 | 68 | 259 | | | | | | |
| Total Non-Trial Dispositions | | 7 | 18 | 13 | 2 | 5 | 7 | 1 | 0 | 0 | 7 | 60 | | | | | | |
| Total Trial Dispositions | | 2 | 0 | 0 | 0 | 0 | 0 | 0 | 0 | 0 | 1 | 3 | | | | | | |
| Other Manner of Disposition | 25 | 22 | 25 | 12 | 10 | 27 | 15 | 0 | 0 | 60 | 196 | | | | | | | |
| 6th Judicial District | Humboldt County District Court | New Filings (cases) | 13 | 3 | 30 | 39 | 1 | 0 | 29 | 0 | 2 | 3 | 120 | 0 | 2 | 0 | 0 | |
| | | Reopened (cases) | 0 | 0 | 0 | 0 | 0 | 0 | 0 | 0 | 0 | 0 | 0 | 0 | | | | |
| | | Charges | 17 | 6 | 47 | 55 | 3 | 0 | - | - | - | - | 128 | | | | | |
| | | Grand Total Dispositions ^d | 12 | 14 | 41 | 79 | 0 | 2 | 53 | 0 | 7 | 4 | 212 ^d | | | | | |
| | | Total Non-Trial Dispositions | 12 | 14 | 39 | 77 | 0 | 2 | 27 | 0 | 2 | 1 | 174 | | | | | |
| | | Total Trial Dispositions | 0 | 0 | 0 | 1 | 0 | 0 | 1 | 0 | 0 | 1 | 3 | | | | | |
| Other Manner of Disposition | 0 | 0 | 2 | 1 | 0 | 0 | 25 | 0 | 5 | 2 | 35 | | | | | | | |
| 7th Judicial District | Eureka County District Court | New Filings (cases) | 1 | 1 | 1 | 0 | 2 | 0 | 0 | 0 | 0 | 0 | 5 | 0 | 0 | 0 | 0 | |
| | | Reopened (cases) | 0 | 0 | 0 | 0 | 0 | 0 | 0 | 0 | 0 | 0 | 0 | 0 | | | | |
| | | Charges | 1 | 1 | 3 | 0 | 2 | 0 | - | - | - | - | 7 | | | | | |
| | | Grand Total Dispositions | 1 | 0 | 0 | 0 | 1 | 0 | 0 | 0 | 0 | 0 | 2 | | | | | |
| | | Total Non-Trial Dispositions | 0 | 0 | 0 | 0 | 1 | 0 | 0 | 0 | 0 | 0 | 1 | | | | | |
| | | Total Trial Dispositions | 0 | 0 | 0 | 0 | 0 | 0 | 0 | 0 | 0 | 0 | 0 | | | | | |
| | Other Manner of Disposition | 1 | 0 | 0 | 0 | 0 | 0 | 0 | 0 | 0 | 0 | 1 | | | | | | |
| | Lincoln County District Court | New Filings (cases) | 4 | 5 | 0 | 2 | 0 | 0 | 0 | 0 | 2 | 0 | 13 | 0 | 0 | 0 | 1 | |
| | | Reopened (cases) | 0 | 0 | 0 | 0 | 0 | 0 | 0 | 0 | 0 | 0 | 0 | | | | | |
| | | Charges | 4 | 57 | 0 | 2 | 0 | 0 | - | - | - | - | 63 | | | | | |
| | | Grand Total Dispositions | 8 | 3 | 0 | 4 | 0 | 0 | 0 | 0 | 0 | 0 | 15 | | | | | |
| | | Total Non-Trial Dispositions | 8 | 3 | 0 | 4 | 0 | 0 | 0 | 0 | 0 | 0 | 15 | | | | | |
| | | Total Trial Dispositions | 0 | 0 | 0 | 0 | 0 | 0 | 0 | 0 | 0 | 0 | 0 | | | | | |
| | Other Manner of Disposition | 0 | 0 | 0 | 0 | 0 | 0 | 0 | 0 | 0 | 0 | 0 | | | | | | |
| White Pine County District Court | New Filings (cases) | 13 | 19 | 1 | 12 | 21 | 0 | 7 | 1 | 0 | 0 | 74 | 3 | 11 | 0 | 50 | | |
| | Reopened (cases) | 2 | 10 | 2 | 1 | 0 | 0 | 1 | 1 | 0 | 0 | 17 | | | | | | |
| | Charges | 22 | 23 | 1 | 13 | 21 | 0 | - | - | - | - | 80 | | | | | | |
| | Grand Total Dispositions | 11 | 31 | 3 | 13 | 23 | 0 | 7 | 3 | 0 | 0 | 91 | | | | | | |
| | Total Non-Trial Dispositions | 11 | 30 | 3 | 13 | 22 | 0 | 3 | 1 | 0 | 0 | 83 | | | | | | |
| | Total Trial Dispositions | 0 | 0 | 0 | 0 | 1 | 0 | 1 | 0 | 0 | 0 | 2 | | | | | | |
| Other Manner of Disposition | 0 | 1 | 0 | 0 | 0 | 0 | 3 | 2 | 0 | 0 | 6 | | | | | | | |

^d Includes administrative case closures.

Source: Uniform System for Judicial Records, Nevada AOC, Research and Statistics Unit.

Table B4. Juvenile Caseload Processed by District Courts in Nevada, Fiscal Year 2017.

| District Court, Juvenile Non-Traffic Caseload (3 of 3) | | | Delinquency | | | | | Status Petition | Dependency/ Child Victim | | | Miscellaneous Petition | Totals | Hearings | | | | |
|---|---------------------------------------|---------------------------------|-------------|----------|------|--------------|-------------------|-----------------|----------------------------------|-------------------------|----------------------------------|------------------------|----------------|--|--------------------|----------------------|--------------------------------|--|
| | | | Person | Property | Drug | Public Order | Other Delinquency | | Child Abuse/ Neglect Petition | Dependent (no fault) | Other Dependency Child Victim | | | Informal Hearings (Involving a Judicial Officer) | Detention Hearings | Extradition Hearings | Protective Custody Hearings | |
| 8th Judicial District | Clark County District Court | New Filings (cases) | 1,209 | 1,040 | 597 | 284 | 1,307 | NR | 1,423 | 19 | 0 | 10 | 5,889 | NR | 3,168 | 66 | 1,948 | |
| | | Reopened (cases) | 162 | 226 | 98 | 18 | 125 | | 48 | 0 | 0 | 0 | 677 | | | | | |
| | | Charges ^f | - | - | - | - | 10,798 | | - | - | - | - | - | 10,798 ^f | | | | |
| | | Grand Total Dispositions | 1,125 | 1,180 | 735 | 235 | 1,433 | | 1,596 | 10 | 0 | 5 | 6,319 | | | | | |
| | | Total Non-Trial Dispositions | 1,038 | 1,036 | 661 | 217 | 1,299 | | 1,402 | 7 | 0 | 0 | 5,660 | | | | | |
| | | Other Manner of Disposition | 85 | 142 | 71 | 18 | 132 | | 23 | 2 | 0 | 5 | 478 | | | | | |
| 9th Judicial District | Douglas County District Court | New Filings (cases) | 7 | 5 | 15 | 3 | 28 | 0 | 6 | 0 | 0 | 0 | 64 | NR | 40 | 0 | 0 | |
| | | Reopened (cases) ^g | - | - | - | - | - | - | - | - | - | - | - ^g | | | | | |
| | | Charges | 7 | 5 | 20 | 3 | 32 | 0 | - | - | - | - | 67 | | | | | |
| | | Grand Total Dispositions | 7 | 9 | 17 | 3 | 24 | 0 | 4 | 0 | 0 | 0 | 64 | | | | | |
| | | Total Non-Trial Dispositions | 7 | 9 | 17 | 3 | 22 | 0 | 0 | 0 | 0 | 0 | 58 | | | | | |
| | | Other Manner of Disposition | 0 | 0 | 0 | 0 | 1 | 0 | 4 | 0 | 0 | 0 | 1 | | | | | |
| 10th Judicial District | Churchill County District Court | New Filings (cases) | 37 | 42 | 21 | 14 | 2 | 64 | 22 | 0 | 0 | 0 | 202 | 246 | 32 | 0 | 15 | |
| | | Reopened (cases) | 11 | 3 | 8 | 1 | 2 | 6 | 109 | 0 | 0 | 0 | 140 | | | | | |
| | | Charges | 54 | 70 | 26 | 18 | 2 | 76 | - | - | - | - | 246 | | | | | |
| | | Grand Total Dispositions | 42 | 44 | 35 | 14 | 4 | 69 | 132 | 0 | 0 | 0 | 340 | | | | | |
| | | Total Non-Trial Dispositions | 39 | 43 | 33 | 14 | 3 | 63 | 49 | 0 | 0 | 0 | 244 | | | | | |
| | | Other Manner of Disposition | 2 | 0 | 2 | 0 | 1 | 6 | 82 | 0 | 0 | 0 | 3 | | | | | |
| 11th Judicial District | Lander County District Court | New Filings (cases) | 3 | 0 | 1 | 0 | 15 | 0 | 4 | 0 | 0 | 0 | 23 | 0 | 0 | 0 | 0 | |
| | | Reopened (cases) | 0 | 0 | 0 | 0 | 1 | 0 | 0 | 0 | 0 | 0 | 1 | | | | | |
| | | Charges | 3 | 0 | 1 | 0 | 15 | 0 | - | - | - | - | 19 | | | | | |
| | | Grand Total Dispositions | 3 | 1 | 1 | 0 | 9 | 0 | 0 | 0 | 0 | 0 | 14 | | | | | |
| | | Total Non-Trial Dispositions | 3 | 1 | 0 | 0 | 8 | 0 | 0 | 0 | 0 | 0 | 12 | | | | | |
| | | Other Manner of Disposition | 0 | 0 | 0 | 0 | 0 | 0 | 0 | 0 | 0 | 0 | 0 | | | | | |
| | Mineral County District Court | New Filings (cases) | 0 | 0 | 0 | 0 | 1 | 0 | 0 | 4 | 0 | 0 | 5 | 0 | 1 | 0 | 3 | |
| | | Reopened (cases) | 0 | 0 | 0 | 0 | 0 | 0 | 0 | 0 | 0 | 0 | 0 | | | | | |
| | | Charges | 0 | 0 | 0 | 0 | 1 | 0 | - | - | - | - | 1 | | | | | |
| | | Grand Total Dispositions | 1 | 0 | 0 | 0 | 1 | 0 | 2 | 0 | 0 | 0 | 4 | | | | | |
| | | Total Non-Trial Dispositions | 0 | 0 | 0 | 0 | 1 | 0 | 0 | 0 | 0 | 0 | 1 | | | | | |
| | | Other Manner of Disposition | 1 | 0 | 0 | 0 | 0 | 0 | 2 | 0 | 0 | 0 | 3 | | | | | |
| | Pershing County District Court | New Filings (cases) | 4 | 4 | 6 | 0 | 85 | 88 | 13 | 0 | 0 | 0 | 200 | 42 | 2 | 0 | 1 | |
| | | Reopened (cases) | 0 | 1 | 3 | 0 | 13 | 0 | 0 | 0 | 0 | 0 | 17 | | | | | |
| | | Charges | 4 | 4 | 10 | 0 | 121 | 88 | - | - | - | - | 227 | | | | | |
| Grand Total Dispositions | | 4 | 3 | 11 | 0 | 79 | 81 | 4 | 0 | 0 | 0 | 182 | | | | | | |
| Total Non-Trial Dispositions | | 4 | 3 | 11 | 0 | 68 | 77 | 3 | 0 | 0 | 0 | 166 | | | | | | |
| Other Manner of Disposition | | 0 | 0 | 0 | 0 | 0 | 3 | 0 | 0 | 0 | 0 | 3 | | | | | | |

^f Charges for all delinquency case types reported in the Other Delinquency case type.

^g Reopened cases not reported.

NR Not reported.

Source: Uniform System for Judicial Records, Nevada AOC, Research and Statistics Unit.

Table B5-1. Criminal Caseload Processed by Justice Courts in Nevada, Fiscal Year 2017.

| Justice Court, Criminal Caseload, Aggregate (1 of 4) | | | Felony Total | Gross Misdemeanor Total | Misdemeanor (Non-Traffic), Total | Criminal Case Totals | Traffic and Parking Totals |
|--|-------------------------------|---------------------------------|---------------|-------------------------|----------------------------------|----------------------|----------------------------|
| Totals ^a | Nevada Justice Courts | New Filings (cases) | 27,986 | 2,797 | 42,045 | 72,828 | 293,607 |
| | | Reopened (cases) | 3,018 | 458 | 4,150 | 7,626 | 1,368 |
| | | Grand Total Dispositions | 27,688 | 2,734 | 42,866 | 73,288 | 278,008 |
| | | Total Non-Trial Dispositions | 26,288 | 2,449 | 39,701 | 68,438 | 276,709 |
| | | Total Trial Dispositions | 0 | 0 | 445 | 445 | 401 |
| | Other Manner of Disposition | 1,400 | 285 | 2,720 | 4,405 | 898 | |
| 1st Judicial District | Carson City Justice Court | New Filings (cases) | 748 | 110 | 1,560 | 2,418 | 8,975 |
| | | Reopened (cases) | 11 | 3 | 5 | 19 | 2 |
| | | Grand Total Dispositions | 323 | 51 | 1,158 | 1,532 | 8,824 |
| | | Total Non-Trial Dispositions | 310 | 49 | 1,126 | 1,485 | 8,796 |
| | | Total Trial Dispositions | - | - | 25 | 25 | 22 |
| | | Other Manner of Disposition | 13 | 2 | 7 | 22 | 6 |
| | Storey County Justice Court | New Filings (cases) | 22 | 2 | 124 | 148 | 998 |
| | | Reopened (cases) | 1 | 0 | 1 | 2 | 1 |
| | | Grand Total Dispositions | 13 | 2 | 117 | 132 | 966 |
| | | Total Non-Trial Dispositions | 12 | 2 | 114 | 128 | 946 |
| Total Trial Dispositions | | - | - | 3 | 3 | 18 | |
| | Other Manner of Disposition | 1 | 0 | 0 | 1 | 2 | |
| 2nd Judicial District | Incline Village Justice Court | New Filings (cases) | 10 | 5 | 182 | 197 | 1,812 |
| | | Reopened (cases) | 2 | 1 | 43 | 46 | 13 |
| | | Grand Total Dispositions | 10 | 8 | 213 | 231 | 1,616 |
| | | Total Non-Trial Dispositions | 8 | 7 | 171 | 186 | 1,604 |
| | | Total Trial Dispositions | - | - | 1 | 1 | 1 |
| | | Other Manner of Disposition | 2 | 1 | 41 | 44 | 11 |
| | Reno Justice Court | New Filings (cases) | 2,348 | 256 | 2,234 | 4,838 | 21,176 |
| | | Reopened (cases) | 194 | 56 | 818 | 1,068 | 194 |
| | | Grand Total Dispositions | 2,324 | 297 | 3,578 | 6,199 | 20,333 |
| | | Total Non-Trial Dispositions | 2,199 | 264 | 2,407 | 4,870 | 20,285 |
| | | Total Trial Dispositions | - | - | 21 | 21 | 7 |
| | | Other Manner of Disposition | 125 | 33 | 1,150 | 1,308 | 41 |
| | Sparks Justice Court | New Filings (cases) | 1,048 | 114 | 1,180 | 2,342 | 8,039 |
| | | Reopened (cases) | 115 | 34 | 427 | 576 | 520 |
| | | Grand Total Dispositions | 1,151 | 147 | 1,606 | 2,904 | 7,912 |
| | | Total Non-Trial Dispositions | 1,043 | 118 | 1,217 | 2,378 | 7,511 |
| | | Total Trial Dispositions | - | - | 17 | 17 | 4 |
| | | Other Manner of Disposition | 108 | 29 | 372 | 509 | 397 |
| | Wadsworth Justice Court | New Filings (cases) | 4 | 0 | 56 | 60 | 2,480 |
| Reopened (cases) | | 0 | 0 | 0 | 0 | 1 | |
| Grand Total Dispositions | | 4 | 0 | 73 | 77 | 2,683 | |
| Total Non-Trial Dispositions | | 3 | 0 | 73 | 76 | 2,682 | |
| Total Trial Dispositions | | - | - | 0 | 0 | 1 | |
| | Other Manner of Disposition | 1 | 0 | 0 | 1 | 0 | |
| 3rd Judicial District | Canal Justice Court | New Filings (cases) | 156 | 20 | 168 | 344 | 1,227 |
| | | Reopened (cases) | 4 | 0 | 2 | 6 | 0 |
| | | Grand Total Dispositions | 159 | 24 | 161 | 344 | 1,123 |
| | | Total Non-Trial Dispositions | 159 | 24 | 158 | 341 | 1,115 |
| | | Total Trial Dispositions | - | - | 3 | 3 | 8 |
| | | Other Manner of Disposition | 0 | 0 | 0 | 0 | 0 |
| | Dayton Justice Court | New Filings (cases) | 88 | 22 | 273 | 383 | 2,929 |
| | | Reopened (cases) | 0 | 0 | 0 | 0 | 1 |
| | | Grand Total Dispositions | 92 | 13 | 260 | 365 | 2,566 |
| | | Total Non-Trial Dispositions | 91 | 13 | 251 | 355 | 2,555 |
| | | Total Trial Dispositions | - | - | 8 | 8 | 4 |
| | | Other Manner of Disposition | 1 | 0 | 1 | 2 | 7 |
| | Walker River Justice Court | New Filings (cases) | 144 | 26 | 332 | 502 | 1,541 |
| Reopened (cases) | | 9 | 0 | 2 | 11 | 2 | |
| Grand Total Dispositions | | 155 | 28 | 334 | 517 | 1,336 | |
| Total Non-Trial Dispositions | | 148 | 28 | 327 | 503 | 1,333 | |
| Total Trial Dispositions | | - | - | 7 | 7 | 3 | |
| | Other Manner of Disposition | 7 | 0 | 0 | 7 | 0 | |

^a Totals reflect aggregate information from the Nevada Justice Courts. Information contained herein may reflect non-standard reporting and is noted by subsequent footnotes.

Source: Uniform System for Judicial Records, Nevada AOC, Research and Statistics Unit.

Table B5-1. Criminal Caseload Processed by Justice Courts in Nevada, Fiscal Year 2017.

| Justice Court, Criminal Caseload, Aggregate (2 of 4) | | Felony Total | Gross Misdemeanor Total | Misdemeanor (Non-Traffic), Total | Criminal Case Totals | Traffic and Parking Totals | | | |
|--|----------------------------------|--------------------------------------|---------------------------------|----------------------------------|----------------------|----------------------------|--------------|--------------|--------------|
| 4th Judicial District | Elko County | Carlin Justice Court ^b | New Filings (cases) | | 80 | 80 | 365 | | |
| | | | Reopened (cases) | | 0 | 0 | 0 | | |
| | | | Grand Total Dispositions | | 75 | 75 | 401 | | |
| | | | Total Non-Trial Dispositions | | 72 | 72 | 391 | | |
| | | | Total Trial Dispositions | | 2 | 2 | 5 | | |
| | | | Other Manner of Disposition | | 1 | 1 | 5 | | |
| | | | New Filings (cases) | | 104 | 104 | 666 | | |
| | | | Reopened (cases) | | 0 | 0 | 0 | | |
| | | | Grand Total Dispositions | | 85 | 85 | 598 | | |
| | | | Total Non-Trial Dispositions | | 82 | 82 | 592 | | |
| | | | Total Trial Dispositions | | 2 | 2 | 3 | | |
| | | | Other Manner of Disposition | | 1 | 1 | 3 | | |
| | | Elko Justice Court | 420 | 37 | 833 | 1,290 | 4,732 | | |
| | | | 25 | 5 | 171 | 201 | 31 | | |
| | | | 436 | 34 | 836 | 1,306 | 4,448 | | |
| | | | 383 | 23 | 712 | 1,118 | 4,367 | | |
| | | - | - | 36 | 36 | 26 | | | |
| | | 53 | 11 | 88 | 152 | 55 | | | |
| | Wells Justice Court ^b | New Filings (cases) | | 182 | 182 | 4,419 | | | |
| | | Reopened (cases) ^c | | - | - ^c | - ^c | | | |
| | | Grand Total Dispositions | | 101 | 101 | 4,267 | | | |
| | | Total Non-Trial Dispositions | | 62 | 62 | 4,147 | | | |
| | | Total Trial Dispositions | | 37 | 37 | 120 | | | |
| | | Other Manner of Disposition | | 2 | 2 | 0 | | | |
| 5th Judicial District | Esmeralda County | Esmeralda Justice Court | New Filings (cases) | 6 | 0 | 7 | 13 | 3,964 | |
| | | | Reopened (cases) | 0 | 0 | 0 | 0 | 0 | |
| | | | Grand Total Dispositions | 1 | 0 | 1 | 2 | 3,942 | |
| | | | Total Non-Trial Dispositions | 1 | 0 | 0 | 1 | 3,942 | |
| | | | Total Trial Dispositions | - | - | 0 | 0 | 0 | |
| | | Other Manner of Disposition | 0 | 0 | 1 | 1 | 0 | | |
| | Nye County | Beatty Justice Court | New Filings (cases) | 31 | 2 | 53 | 86 | 1,315 | |
| | | | Reopened (cases) | 1 | 0 | 0 | 1 | 0 | |
| | | | Grand Total Dispositions | 35 | 2 | 64 | 101 | 1,383 | |
| | | | Total Non-Trial Dispositions | 35 | 2 | 61 | 98 | 1,381 | |
| | | | Total Trial Dispositions | - | - | 3 | 3 | 2 | |
| | | | Other Manner of Disposition | 0 | 0 | 0 | 0 | 0 | |
| | | | Pahrump Justice Court | New Filings (cases) | 491 | 64 | 622 | 1,177 | 3,921 |
| | | | Reopened (cases) | 48 | 10 | 140 | 198 | 90 | |
| | | | Grand Total Dispositions | 594 | 103 | 839 | 1,536 | 4,307 | |
| | | | Total Non-Trial Dispositions | 530 | 90 | 698 | 1,318 | 4,187 | |
| | | Total Trial Dispositions | - | - | 28 | 28 | 28 | | |
| | Other Manner of Disposition | 64 | 13 | 113 | 190 | 92 | | | |
| | Tonopah Justice Court | New Filings (cases) | 67 | 11 | 150 | 228 | 4,426 | | |
| | Reopened (cases) | 0 | 0 | 2 | 2 | 12 | | | |
| | Grand Total Dispositions | 36 | 14 | 131 | 181 | 3,863 | | | |
| | Total Non-Trial Dispositions | 36 | 14 | 128 | 178 | 3,847 | | | |
| | Total Trial Dispositions | - | - | 3 | 3 | 9 | | | |
| | Other Manner of Disposition | 0 | 0 | 0 | 0 | 7 | | | |
| 6th Judicial District | Humboldt County | Union Justice Court | New Filings (cases) | 168 | 26 | 719 | 913 | 7,165 | |
| | | | Reopened (cases) | 6 | 0 | 4 | 10 | 8 | |
| | | | Grand Total Dispositions | 166 | 29 | 741 | 936 | 6,468 | |
| | | | Total Non-Trial Dispositions | 164 | 26 | 725 | 915 | 6,454 | |
| | | | Total Trial Dispositions | - | - | 8 | 8 | 14 | |
| | Other Manner of Disposition | 2 | 3 | 8 | 13 | 0 | | | |

^b Court did not hear felony or gross misdemeanor cases.

^c Reopen counts not reported.

Source: Uniform System for Judicial Records, Nevada AOC, Research and Statistics Unit.

Table B5-1. Criminal Caseload Processed by Justice Courts in Nevada, Fiscal Year 2017.

| Justice Court, Criminal Caseload, Aggregate (3 of 4) | | | | Felony Total | Gross Misdemeanor Total | Misdemeanor (Non-Traffic), Total | Criminal Case Totals | Traffic and Parking Totals |
|--|---|---------------------------------|---|--------------|-------------------------|----------------------------------|----------------------|----------------------------|
| 7th Judicial District | Eureka County | Eureka Justice Court | New Filings (cases) | 8 | 2 | 39 | 49 | 635 |
| | | | Reopened (cases) | 0 | 0 | 0 | 0 | 0 |
| | | | Grand Total Dispositions | 12 | 2 | 40 | 54 | 718 |
| | | | Total Non-Trial Dispositions | 11 | 1 | 39 | 51 | 716 |
| | | | Total Trial Dispositions | - | - | 1 | 1 | 2 |
| | | | Other Manner of Disposition | 1 | 1 | 0 | 2 | 0 |
| | Lincoln County | Meadow Valley Justice Court | New Filings (cases) | 32 | 2 | 69 | 103 | 884 |
| | | | Reopened (cases) | 0 | 1 | 3 | 4 | 1 |
| | | | Grand Total Dispositions | 22 | 2 | 58 | 82 | 855 |
| | | | Total Non-Trial Dispositions | 21 | 2 | 57 | 80 | 854 |
| | | | Total Trial Dispositions | - | - | 1 | 1 | 0 |
| | | | Other Manner of Disposition | 1 | 0 | 0 | 1 | 1 |
| | | Pahrnagat Valley Justice Court | New Filings (cases) | 11 | 3 | 54 | 68 | 2,775 |
| | | | Reopened (cases) | 0 | 0 | 0 | 0 | 0 |
| | | | Grand Total Dispositions | 16 | 4 | 52 | 72 | 2,750 |
| Total Non-Trial Dispositions | 14 | | 4 | 49 | 67 | 2,748 | | |
| | Total Trial Dispositions | - | - | 0 | 0 | 0 | | |
| | Other Manner of Disposition | 2 | 0 | 3 | 5 | 2 | | |
| White Pine County | Ely Justice Court | New Filings (cases) | 140 | 11 | 95 | 246 | 3,042 | |
| | | Reopened (cases) | 10 | 2 | 0 | 12 | 1 | |
| | | Grand Total Dispositions | 142 | 12 | 114 | 268 | 2,860 | |
| | | Total Non-Trial Dispositions | 139 | 12 | 112 | 263 | 2,846 | |
| | | Total Trial Dispositions | - | - | 2 | 2 | 11 | |
| | Other Manner of Disposition | 3 | 0 | 0 | 3 | 3 | | |
| 8th Judicial District | Clark County | Boulder Justice Court | New Filings (cases) | 45 | 9 | 30 | 84 | 913 |
| | | | Reopened (cases) | 3 | 0 | 1 | 4 | 29 |
| | | | Grand Total Dispositions^d | 90 | 9 | 37 | 136 ^d | 1,052 ^d |
| | | | Total Non-Trial Dispositions | 90 | 9 | 35 | 134 | 1,039 |
| | | | Total Trial Dispositions | - | - | 2 | 2 | 13 |
| | | | Other Manner of Disposition | 0 | 0 | 0 | 0 | 0 |
| | | Bunkerville Justice Court | New Filings (cases) | 4 | 0 | 20 | 24 | 920 |
| | | | Reopened (cases) | 0 | 0 | 0 | 0 | 6 |
| | | | Grand Total Dispositions | 9 | 0 | 17 | 26 | 935 |
| | | | Total Non-Trial Dispositions | 5 | 0 | 14 | 19 | 932 |
| | | | Total Trial Dispositions | - | - | 1 | 1 | 3 |
| | | | Other Manner of Disposition | 4 | 0 | 2 | 6 | 0 |
| | | Goodsprings Justice Court | New Filings (cases) | 55 | 5 | 235 | 295 | 7,889 |
| | | | Reopened (cases) | 0 | 0 | 5 | 5 | 37 |
| | | | Grand Total Dispositions | 73 | 3 | 212 | 288 | 8,616 |
| | | | Total Non-Trial Dispositions | 72 | 3 | 211 | 286 | 8,611 |
| | | | Total Trial Dispositions | - | - | 1 | 1 | 5 |
| | | | Other Manner of Disposition | 1 | 0 | 0 | 1 | 0 |
| | | Henderson Justice Court | New Filings (cases) | 1,605 | 177 | 469 | 2,251 | 5,606 |
| | | | Reopened (cases) | 26 | 1 | 2 | 29 | 2 |
| | | | Grand Total Dispositions | 1,642 | 185 | 606 | 2,433 | 5,371 |
| | | | Total Non-Trial Dispositions | 1,642 | 185 | 605 | 2,432 | 5,367 |
| | | | Total Trial Dispositions | - | - | 1 | 1 | 4 |
| | | | Other Manner of Disposition | 0 | 0 | 0 | 0 | 0 |
| | | Las Vegas Justice Court | New Filings (cases) | 17,092 | 1,534 | 28,519 | 47,145 | 148,565 |
| | | | Reopened (cases) | 2,489 | 338 | 2,314 | 5,141 | 63 |
| | | | Grand Total Dispositions^f | 16,746 | 1,406 | 27,881 | 46,033 ^f | 143,053 ^f |
| Total Non-Trial Dispositions | 15,815 | | 1,236 | 26,888 | 43,939 | 142,964 | | |
| Total Trial Dispositions | - | | - | 159 | 159 | 41 | | |
| | Other Manner of Disposition | 931 | 170 | 834 | 1,935 | 48 | | |
| Laughlin Justice Court | New Filings (cases) | 134 | 14 | 519 | 667 | 6,558 | | |
| | Reopened (cases) | 16 | 4 | 37 | 57 | 268 | | |
| | Grand Total Dispositions | 334 | 29 | 404 | 767 | 6,172 | | |
| | Total Non-Trial Dispositions | 334 | 29 | 404 | 767 | 6,172 | | |
| | Total Trial Dispositions | - | - | 0 | 0 | 0 | | |
| | Other Manner of Disposition | 0 | 0 | 0 | 0 | 0 | | |
| Mesquite Justice Court | New Filings (cases) | 125 | 7 | 4 | 136 | 0 | | |
| | Reopened (cases) | 0 | 0 | 0 | 0 | 0 | | |
| | Grand Total Dispositions^d | 179 | 8 | 10 | 197 ^d | 0 | | |
| | Total Non-Trial Dispositions | 179 | 8 | 10 | 197 | 0 | | |
| | Total Trial Dispositions | - | - | 0 | 0 | 0 | | |
| | Other Manner of Disposition | 0 | 0 | 0 | 0 | 0 | | |

^d Includes administrative case closures.

^f Reported dispositions exclude (3,280; 447; 3,398; and 179) administrative closures of older (felony, gross misdemeanor, misdemeanor, and traffic/parking) cases. To provide a better representation of current cases addressed by the court this fiscal year, these administrative closures were omitted from this table but are noted here for general information.

Source: Uniform System for Judicial Records, Nevada AOC, Research and Statistics Unit.

Table B5-1. Criminal Caseload Processed by Justice Courts in Nevada, Fiscal Year 2017.

| Justice Court, Criminal Caseload, Aggregate (4 of 4) | | | | Felony Total | Gross Misdemeanor Total | Misdemeanor (Non-Traffic), Total | Criminal Case Totals | Traffic and Parking Totals |
|--|------------------------------|-------------------------------|---------------------------------------|--------------|-------------------------|----------------------------------|----------------------|----------------------------|
| 8th Judicial District Cont. | Clark County Cont. | Moapa Justice Court | New Filings (cases) | 26 | 2 | 33 | 61 | 917 |
| | | | Reopened (cases) | 0 | 0 | 0 | 0 | 3 |
| | | | Grand Total Dispositions | 29 | 2 | 37 | 68 | 1,001 |
| | | | Total Non-Trial Dispositions | 29 | 2 | 37 | 68 | 1,001 |
| | | | Total Trial Dispositions | - | - | 0 | 0 | 0 |
| | | Other Manner of Disposition | 0 | 0 | 0 | 0 | 0 | |
| | | Moapa Valley Justice Court | New Filings (cases) | 16 | 3 | 93 | 112 | 606 |
| | | | Reopened (cases) | 0 | 0 | 0 | 0 | 1 |
| | | | Grand Total Dispositions | 15 | 4 | 95 | 114 | 566 |
| | | | Total Non-Trial Dispositions | 15 | 4 | 80 | 99 | 562 |
| | | | Total Trial Dispositions | - | - | 15 | 15 | 4 |
| | | Other Manner of Disposition | 0 | 0 | 0 | 0 | 0 | |
| | | North Las Vegas Justice Court | New Filings (cases) | 2,067 | 197 | 347 | 2,611 | 854 |
| | | | Reopened (cases) | 34 | 1 | 2 | 37 | 5 |
| | | | Grand Total Dispositions | 2,076 | 201 | 485 | 2,762 | 978 |
| | | | Total Non-Trial Dispositions | 2,072 | 200 | 484 | 2,756 | 976 |
| Total Trial Dispositions | - | | - | 1 | 1 | 2 | | |
| Other Manner of Disposition | 4 | 1 | 0 | 5 | 0 | | | |
| Searchlight Justice Court | New Filings (cases) | 7 | 2 | 38 | 47 | 2,499 | | |
| | Reopened (cases) | 1 | 0 | 1 | 2 | 3 | | |
| | Grand Total Dispositions | 2 | 0 | 29 | 31 | 2,639 | | |
| | Total Non-Trial Dispositions | 2 | 0 | 29 | 31 | 2,638 | | |
| | Total Trial Dispositions | - | - | 0 | 0 | 1 | | |
| Other Manner of Disposition | 0 | 0 | 0 | 0 | 0 | | | |
| 9th Judicial District | Douglas County | East Fork Justice Court | New Filings (cases) | 203 | 39 | 732 | 974 | 7,184 |
| | | | Reopened (cases) | 15 | 2 | 148 | 165 | 56 |
| | | | Grand Total Dispositions | 220 | 41 | 856 | 1,117 | 6,949 |
| | | | Total Non-Trial Dispositions | 149 | 20 | 739 | 908 | 6,865 |
| | | | Total Trial Dispositions | - | - | 23 | 23 | 13 |
| | Other Manner of Disposition | 71 | 21 | 94 | 186 | 71 | | |
| | Tahoe Justice Court | New Filings (cases) | 83 | 15 | 534 | 632 | 3,433 | |
| | | Reopened (cases) | 3 | 0 | 21 | 24 | 4 | |
| | | Grand Total Dispositions | 88 | 15 | 500 | 603 | 3,418 | |
| | | Total Non-Trial Dispositions | 88 | 15 | 489 | 592 | 3,416 | |
| Total Trial Dispositions | | - | - | 11 | 11 | 2 | | |
| Other Manner of Disposition | 0 | 0 | 0 | 0 | 0 | | | |
| 10th Judicial District | Churchill County | New River Justice Court | New Filings (cases) | 237 | 38 | 458 | 733 | 3,911 |
| | | | Reopened (cases) | 3 | 0 | 0 | 3 | 4 |
| | | | Grand Total Dispositions | 230 | 32 | 426 | 688 | 3,253 |
| | | | Total Non-Trial Dispositions | 227 | 32 | 413 | 672 | 3,237 |
| | | | Total Trial Dispositions | - | - | 12 | 12 | 16 |
| Other Manner of Disposition | 3 | 0 | 1 | 4 | 0 | | | |
| 11th Judicial District | Lander County | Argenta Justice Court | New Filings (cases) | 41 | 10 | 161 | 212 | 1,717 |
| | | | Reopened (cases) | 0 | 0 | 1 | 1 | 0 |
| | | | Grand Total Dispositions | 50 | 9 | 185 | 244 | 1,829 |
| | | | Total Non-Trial Dispositions | 50 | 9 | 184 | 243 | 1,683 |
| | | | Total Trial Dispositions | - | - | 1 | 1 | 0 |
| | Other Manner of Disposition | 0 | 0 | 0 | 0 | 146 | | |
| | Austin Justice Court | New Filings (cases) | 4 | 3 | 10 | 17 | 922 | |
| | | Reopened (cases) | 0 | 0 | 0 | 0 | 0 | |
| | | Grand Total Dispositions | 3 | 3 | 17 | 23 | 905 | |
| | | Total Non-Trial Dispositions | 2 | 3 | 17 | 22 | 904 | |
| | | Total Trial Dispositions | - | - | 0 | 0 | 1 | |
| | Other Manner of Disposition | 1 | 0 | 0 | 1 | 0 | | |
| | Mineral County | Hawthorne Justice Court | New Filings (cases) | 205 | 19 | 391 | 615 | 8,864 |
| | | | Reopened (cases) | 0 | 0 | 0 | 0 | 10 |
| | | | Grand Total Dispositions ⁱ | 86 | 8 | 132 | 226 ⁱ | 3,294 ⁱ |
| | | | Total Non-Trial Dispositions | 85 | 8 | 128 | 221 | 3,293 |
| Total Trial Dispositions | | | - | - | 3 | 3 | 0 | |
| Other Manner of Disposition | 1 | 0 | 1 | 2 | 1 | | | |
| Pershing County | Lake Justice Court | New Filings (cases) | 95 | 10 | 336 | 441 | 4,763 | |
| | | Reopened (cases) | 2 | 0 | 0 | 2 | 0 | |
| | | Grand Total Dispositions | 125 | 7 | 300 | 432 | 3,758 | |
| | | Total Non-Trial Dispositions | 125 | 7 | 293 | 425 | 3,750 | |
| | | Total Trial Dispositions | - | - | 7 | 7 | 8 | |
| Other Manner of Disposition | 0 | 0 | 0 | 0 | 0 | | | |

ⁱ Incomplete.

Source: Uniform System for Judicial Records, Nevada AOC, Research and Statistics Unit.

Table B5-2. Criminal Caseload Processed by Justice Courts in Nevada, Fiscal Year 2017.

| Justice Court, Criminal Caseload, Felony (1 of 6) | | | Crimes Against Persons, Felony | Domestic Violence, Felony | Elder Abuse, Felony | Child Abuse & Neglect, Felony | Protection Order Violation, Felony | Crimes Against Property, Felony | Drugs, Felony | Weapons, Felony | Motor Vehicle - DUI, Felony | Motor Vehicle - Reckless, Felony | Motor Vehicle - Other, Felony | Public Order, Felony | Other, Felony |
|--|--------------------------------------|------------------------------|-----------------------------------|------------------------------|------------------------|----------------------------------|---------------------------------------|------------------------------------|------------------|--------------------|--------------------------------|-------------------------------------|----------------------------------|-------------------------|------------------|
| Totals^a | Nevada Justice Courts | New Filings (cases) | 5,726 | 1,542 | 48 | 603 | 41 | 9,196 | 8,804 | 930 | 457 | 6 | 170 | 125 | 338 |
| | | Reopened (cases) | 293 | 203 | 0 | 36 | 5 | 574 | 1,802 | 47 | 16 | 0 | 1 | 16 | 25 |
| | | Charges | 11,428 | 2,171 | 110 | 1,193 | 80 | 22,855 | 13,740 | 3,056 | 528 | 26 | 406 | 307 | 660 |
| | | Grand Total Dispositions | 5,534 | 1,460 | 36 | 565 | 44 | 9,450 | 8,619 | 875 | 509 | 10 | 138 | 130 | 318 |
| | | Total Non-Trial Dispositions | 5,159 | 1,348 | 36 | 545 | 38 | 9,037 | 8,246 | 853 | 487 | 10 | 133 | 119 | 277 |
| | | Other Manner of Disposition | 375 | 112 | 0 | 20 | 6 | 413 | 373 | 22 | 22 | 0 | 5 | 11 | 41 |
| 1st Judicial District | Carson City Justice Court | New Filings (cases) | 106 | 13 | 4 | 15 | 0 | 238 | 311 | 12 | 20 | 0 | 13 | 1 | 15 |
| | | Reopened (cases) | 5 | 0 | 0 | 0 | 0 | 2 | 3 | 0 | 0 | 0 | 0 | 0 | 1 |
| | | Charges | 124 | 19 | 4 | 21 | 0 | 427 | 484 | 34 | 24 | 1 | 15 | 1 | 25 |
| | | Grand Total Dispositions | 72 | 7 | 1 | 4 | 0 | 130 | 83 | 4 | 9 | 0 | 5 | 0 | 8 |
| | | Total Non-Trial Dispositions | 67 | 6 | 1 | 4 | 0 | 126 | 80 | 4 | 9 | 0 | 5 | 0 | 8 |
| | | Other Manner of Disposition | 5 | 1 | 0 | 0 | 0 | 4 | 3 | 0 | 0 | 0 | 0 | 0 | 0 |
| Storey County Justice Court | New Filings (cases) | 2 | 2 | 0 | 0 | 1 | 8 | 5 | 3 | 1 | 0 | 0 | 0 | 0 | |
| | Reopened (cases) | 0 | 0 | 0 | 0 | 0 | 0 | 1 | 0 | 0 | 0 | 0 | 0 | 0 | |
| | Charges | 2 | 2 | 0 | 0 | 1 | 8 | 9 | 3 | 1 | 0 | 0 | 0 | 0 | |
| | Grand Total Dispositions | 5 | 2 | 0 | 0 | 0 | 3 | 1 | 2 | 0 | 0 | 0 | 0 | 0 | |
| | Total Non-Trial Dispositions | 5 | 2 | 0 | 0 | 0 | 3 | 0 | 2 | 0 | 0 | 0 | 0 | 0 | |
| | Other Manner of Disposition | 0 | 0 | 0 | 0 | 0 | 0 | 1 | 0 | 0 | 0 | 0 | 0 | 0 | |
| 2nd Judicial District | Incline Village Justice Court | New Filings (cases) | 3 | 0 | 0 | 0 | 0 | 4 | 2 | 0 | 1 | 0 | 0 | 0 | 0 |
| | | Reopened (cases) | 0 | 0 | 0 | 0 | 0 | 0 | 2 | 0 | 0 | 0 | 0 | 0 | 0 |
| | | Charges | 6 | 1 | 0 | 0 | 0 | 4 | 2 | 0 | 1 | 0 | 0 | 0 | 0 |
| | | Grand Total Dispositions | 1 | 0 | 0 | 0 | 0 | 5 | 4 | 0 | 0 | 0 | 0 | 0 | 0 |
| | | Total Non-Trial Dispositions | 1 | 0 | 0 | 0 | 0 | 5 | 2 | 0 | 0 | 0 | 0 | 0 | 0 |
| | | Other Manner of Disposition | 0 | 0 | 0 | 0 | 0 | 0 | 2 | 0 | 0 | 0 | 0 | 0 | 0 |
| | Reno Justice Court | New Filings (cases) | 542 | 73 | 5 | 73 | 6 | 867 | 570 | 75 | 60 | 0 | 25 | 3 | 49 |
| | | Reopened (cases) | 39 | 35 | 0 | 4 | 0 | 49 | 53 | 4 | 8 | 0 | 0 | 1 | 1 |
| | | Charges | 758 | 99 | 5 | 100 | 6 | 1,622 | 1,079 | 208 | 72 | 0 | 49 | 7 | 59 |
| | | Grand Total Dispositions | 538 | 80 | 6 | 58 | 7 | 877 | 562 | 70 | 58 | 0 | 20 | 5 | 43 |
| | | Total Non-Trial Dispositions | 511 | 58 | 6 | 55 | 7 | 847 | 528 | 67 | 54 | 0 | 19 | 5 | 42 |
| | | Other Manner of Disposition | 27 | 22 | 0 | 3 | 0 | 30 | 34 | 3 | 4 | 0 | 1 | 0 | 1 |
| | Sparks Justice Court | New Filings (cases) | 166 | 33 | 2 | 50 | 4 | 425 | 269 | 24 | 42 | 0 | 23 | 1 | 9 |
| | | Reopened (cases) | 19 | 9 | 0 | 2 | 2 | 42 | 36 | 1 | 4 | 0 | 0 | 0 | 0 |
| | | Charges | 279 | 47 | 2 | 65 | 5 | 701 | 515 | 79 | 44 | 0 | 51 | 2 | 11 |
| | | Grand Total Dispositions | 175 | 40 | 1 | 49 | 8 | 471 | 308 | 25 | 43 | 0 | 17 | 1 | 13 |
| | | Total Non-Trial Dispositions | 154 | 31 | 1 | 45 | 6 | 435 | 276 | 24 | 40 | 0 | 17 | 1 | 13 |
| Other Manner of Disposition | | 21 | 9 | 0 | 4 | 2 | 36 | 32 | 1 | 3 | 0 | 0 | 0 | 0 | |
| Wadsworth Justice Court | New Filings (cases) | 0 | 0 | 0 | 1 | 0 | 1 | 2 | 0 | 0 | 0 | 0 | 0 | 0 | |
| | Reopened (cases) | 0 | 0 | 0 | 0 | 0 | 0 | 0 | 0 | 0 | 0 | 0 | 0 | 0 | |
| | Charges | 0 | 0 | 0 | 1 | 0 | 3 | 3 | 0 | 0 | 0 | 0 | 0 | 0 | |
| | Grand Total Dispositions | 0 | 0 | 0 | 1 | 0 | 1 | 2 | 0 | 0 | 0 | 0 | 0 | 0 | |
| | Total Non-Trial Dispositions | 0 | 0 | 0 | 1 | 0 | 1 | 1 | 0 | 0 | 0 | 0 | 0 | 0 | |
| | Other Manner of Disposition | 0 | 0 | 0 | 0 | 0 | 0 | 1 | 0 | 0 | 0 | 0 | 0 | 0 | |

^a Totals reflect aggregate information from the Nevada Justice Courts. Information contained herein may reflect non-standard reporting and is noted by subsequent footnotes.

Source: Uniform System for Judicial Records, Nevada AOC, Research and Statistics Unit.

Table B5-2. Criminal Caseload Processed by Justice Courts in Nevada, Fiscal Year 2017.

| Justice Court, Criminal Caseload, Felony (2 of 6) | | Crimes Against Persons, Felony | Domestic Violence, Felony | Elder Abuse, Felony | Child Abuse & Neglect, Felony | Protection Order Violation, Felony | Crimes Against Property, Felony | Drugs, Felony | Weapons, Felony | Motor Vehicle - DUI, Felony | Motor Vehicle - Reckless, Felony | Motor Vehicle - Other, Felony | Public Order, Felony | Other, Felony | | | | |
|---|----------------------------------|-----------------------------------|-------------------------------------|----------------------------|-------------------------------|------------------------------------|---------------------------------|---------------|-----------------|-----------------------------|----------------------------------|-------------------------------|----------------------|---------------|---|---|---|---|
| 3rd Judicial District | Lyon County | Canal Justice Court | New Filings (cases) | 23 | 2 | 1 | 4 | 0 | 71 | 46 | 3 | 1 | 0 | 1 | 0 | 4 | | |
| | | | Reopened (cases) | 0 | 1 | 0 | 0 | 0 | 1 | 2 | 0 | 0 | 0 | 0 | 0 | 0 | 0 | |
| | | | Charges | 39 | 2 | 1 | 5 | 0 | 126 | 76 | 6 | 2 | 0 | 4 | 0 | 0 | 4 | |
| | | | Grand Total Dispositions | 23 | 1 | 1 | 5 | 0 | 65 | 54 | 2 | 4 | 0 | 2 | 0 | 0 | 2 | |
| | | | Total Non-Trial Dispositions | 23 | 1 | 1 | 5 | 0 | 65 | 54 | 2 | 4 | 0 | 2 | 0 | 0 | 2 | |
| | | | Total Trial Dispositions | - | - | - | - | - | - | - | - | - | - | - | - | - | - | |
| | | | Other Manner of Disposition | 0 | 0 | 0 | 0 | 0 | 0 | 0 | 0 | 0 | 0 | 0 | 0 | 0 | 0 | |
| | | | Dayton Justice Court | New Filings (cases) | 23 | 3 | 1 | 3 | 3 | 26 | 22 | 2 | 3 | 0 | 0 | 0 | 0 | 2 |
| | | | Reopened (cases) | 0 | 0 | 0 | 0 | 0 | 0 | 0 | 0 | 0 | 0 | 0 | 0 | 0 | 0 | |
| | | Charges | 33 | 4 | 1 | 11 | 3 | 73 | 26 | 4 | 3 | 0 | 0 | 0 | 0 | 2 | | |
| | | Grand Total Dispositions | 24 | 2 | 1 | 2 | 2 | 26 | 27 | 2 | 3 | 0 | 0 | 0 | 0 | 3 | | |
| | | Total Non-Trial Dispositions | 23 | 2 | 1 | 2 | 2 | 26 | 27 | 2 | 3 | 0 | 0 | 0 | 0 | 3 | | |
| | | Total Trial Dispositions | - | - | - | - | - | - | - | - | - | - | - | - | - | - | | |
| | | Other Manner of Disposition | 1 | 0 | 0 | 0 | 0 | 0 | 0 | 0 | 0 | 0 | 0 | 0 | 0 | 0 | | |
| | | Walker River Justice Court | New Filings (cases) | 27 | 2 | 0 | 4 | 2 | 48 | 50 | 1 | 2 | 0 | 0 | 0 | 8 | | |
| | Reopened (cases) | 2 | 0 | 0 | 1 | 0 | 3 | 2 | 0 | 1 | 0 | 0 | 0 | 0 | | | | |
| | Charges | 35 | 2 | 0 | 6 | 2 | 88 | 73 | 5 | 2 | 0 | 1 | 0 | 12 | | | | |
| | Grand Total Dispositions | 29 | 2 | 0 | 5 | 3 | 55 | 49 | 2 | 4 | 0 | 0 | 0 | 6 | | | | |
| | Total Non-Trial Dispositions | 26 | 2 | 0 | 4 | 3 | 54 | 47 | 2 | 4 | 0 | 0 | 0 | 6 | | | | |
| | Total Trial Dispositions | - | - | - | - | - | - | - | - | - | - | - | - | - | | | | |
| | Other Manner of Disposition | 3 | 0 | 0 | 1 | 0 | 1 | 2 | 0 | 0 | 0 | 0 | 0 | 0 | | | | |
| 4th Judicial District | Elko County | Carlin Justice Court ^b | New Filings (cases) | | | | | | | | | | | | | | | |
| | | | Reopened (cases) | | | | | | | | | | | | | | | |
| | | | Charges | | | | | | | | | | | | | | | |
| | | | Grand Total Dispositions | | | | | | | | | | | | | | | |
| | | | Total Non-Trial Dispositions | | | | | | | | | | | | | | | |
| | | | Total Trial Dispositions | | | | | | | | | | | | | | | |
| | | | Other Manner of Disposition | | | | | | | | | | | | | | | |
| | | | Eastline Justice Court ^b | New Filings (cases) | | | | | | | | | | | | | | |
| | | | Reopened (cases) | | | | | | | | | | | | | | | |
| | | Charges | | | | | | | | | | | | | | | | |
| | | Grand Total Dispositions | | | | | | | | | | | | | | | | |
| | | Total Non-Trial Dispositions | | | | | | | | | | | | | | | | |
| | | Total Trial Dispositions | | | | | | | | | | | | | | | | |
| | | Other Manner of Disposition | | | | | | | | | | | | | | | | |
| | | Elko Justice Court | New Filings (cases) | 68 | 2 | 0 | 8 | 0 | 136 | 177 | 7 | 11 | 1 | 2 | 1 | 7 | | |
| | Reopened (cases) | 7 | 1 | 0 | 2 | 0 | 6 | 8 | 0 | 0 | 0 | 0 | 1 | 0 | | | | |
| | Charges | 140 | 9 | 1 | 20 | 38 | 418 | 290 | 33 | 13 | 3 | 10 | 1 | 17 | | | | |
| | Grand Total Dispositions | 67 | 2 | 0 | 10 | 1 | 136 | 188 | 9 | 10 | 0 | 2 | 2 | 9 | | | | |
| | Total Non-Trial Dispositions | 54 | 2 | 0 | 8 | 0 | 119 | 173 | 8 | 10 | 0 | 2 | 1 | 6 | | | | |
| | Total Trial Dispositions | - | - | - | - | - | - | - | - | - | - | - | - | - | | | | |
| | Other Manner of Disposition | 13 | 0 | 0 | 2 | 1 | 17 | 15 | 1 | 0 | 0 | 0 | 1 | 3 | | | | |
| | Wells Justice Court ^b | New Filings (cases) | | | | | | | | | | | | | | | | |
| | Reopened (cases) | | | | | | | | | | | | | | | | | |
| | Charges | | | | | | | | | | | | | | | | | |
| | Grand Total Dispositions | | | | | | | | | | | | | | | | | |
| | Total Non-Trial Dispositions | | | | | | | | | | | | | | | | | |
| | Total Trial Dispositions | | | | | | | | | | | | | | | | | |
| | Other Manner of Disposition | | | | | | | | | | | | | | | | | |

^b Court did not hear felony or gross misdemeanor cases.

Source: Uniform System for Judicial Records, Nevada AOC, Research and Statistics Unit.

Table B5-2. Criminal Caseload Processed by Justice Courts in Nevada, Fiscal Year 2017.

| Justice Court, Criminal Caseload, Felony (3 of 6) | | Crimes Against Persons, Felony | Domestic Violence, Felony | Elder Abuse, Felony | Child Abuse & Neglect, Felony | Protection Order Violation, Felony | Crimes Against Property, Felony | Drugs, Felony | Weapons, Felony | Motor Vehicle - DUI, Felony | Motor Vehicle - Reckless, Felony | Motor Vehicle - Other, Felony | Public Order, Felony | Other, Felony | |
|---|---------------------------------|---------------------------------|---------------------------------|---------------------|-------------------------------|------------------------------------|---------------------------------|---------------|-----------------|-----------------------------|----------------------------------|-------------------------------|----------------------|---------------|---|
| 5th Judicial District | Esmeralda County | Esmeralda Justice Court | New Filings (cases) | 3 | 0 | 0 | 0 | 0 | 1 | 2 | 0 | 0 | 0 | 0 | |
| | | | Reopened (cases) | 0 | 0 | 0 | 0 | 0 | 0 | 0 | 0 | 0 | 0 | 0 | 0 |
| | | | Charges | 33 | 0 | 0 | 0 | 0 | 1 | 5 | 0 | 0 | 0 | 0 | 0 |
| | | | Grand Total Dispositions | 1 | 0 | 0 | 0 | 0 | 0 | 0 | 0 | 0 | 0 | 0 | 0 |
| | | | Total Non-Trial Dispositions | 1 | 0 | 0 | 0 | 0 | 0 | 0 | 0 | 0 | 0 | 0 | 0 |
| | | Total Trial Dispositions | - | - | - | - | - | - | - | - | - | - | - | - | |
| | | Other Manner of Disposition | 0 | 0 | 0 | 0 | 0 | 0 | 0 | 0 | 0 | 0 | 0 | 0 | |
| | Nye County | Beatty Justice Court | New Filings (cases) | 5 | 0 | 0 | 2 | 0 | 14 | 9 | 0 | 0 | 0 | 1 | 0 |
| | | | Reopened (cases) | 1 | 0 | 0 | 0 | 0 | 0 | 0 | 0 | 0 | 0 | 0 | 0 |
| | | | Charges | 9 | 0 | 0 | 2 | 0 | 23 | 17 | 3 | 0 | 0 | 3 | 0 |
| | | | Grand Total Dispositions | 7 | 0 | 0 | 0 | 0 | 13 | 14 | 0 | 0 | 0 | 1 | 0 |
| | | | Total Non-Trial Dispositions | 7 | 0 | 0 | 0 | 0 | 13 | 14 | 0 | 0 | 0 | 1 | 0 |
| | | Total Trial Dispositions | - | - | - | - | - | - | - | - | - | - | - | - | - |
| | | Other Manner of Disposition | 0 | 0 | 0 | 0 | 0 | 0 | 0 | 0 | 0 | 0 | 0 | 0 | 0 |
| | | Pahrump Justice Court | New Filings (cases) | 113 | 5 | 2 | 20 | 1 | 114 | 180 | 5 | 4 | 0 | 1 | 1 |
| | | | Reopened (cases) | 9 | 8 | 0 | 2 | 0 | 14 | 12 | 0 | 0 | 0 | 0 | 0 |
| Charges | | | 217 | 6 | 4 | 40 | 1 | 233 | 367 | 53 | 4 | 2 | 1 | 5 | |
| Grand Total Dispositions | | | 141 | 13 | 3 | 24 | 1 | 141 | 202 | 5 | 8 | 0 | 0 | 1 | |
| Total Non-Trial Dispositions | 136 | | 7 | 3 | 20 | 1 | 127 | 190 | 5 | 7 | 0 | 0 | 1 | | |
| Total Trial Dispositions | - | - | - | - | - | - | - | - | - | - | - | - | - | | |
| Other Manner of Disposition | 5 | 6 | 0 | 4 | 0 | 14 | 12 | 0 | 1 | 0 | 0 | 0 | 22 | | |
| Tonopah Justice Court | New Filings (cases) | 25 | 0 | 0 | 0 | 0 | 17 | 20 | 2 | 2 | 0 | 0 | 0 | | |
| | Reopened (cases) | 0 | 0 | 0 | 0 | 0 | 0 | 0 | 0 | 0 | 0 | 0 | 0 | | |
| | Charges | 25 | 0 | 0 | 0 | 0 | 20 | 30 | 2 | 2 | 0 | 0 | 0 | | |
| | Grand Total Dispositions | 17 | 0 | 0 | 0 | 0 | 8 | 8 | 1 | 1 | 0 | 0 | 0 | | |
| | Total Non-Trial Dispositions | 17 | 0 | 0 | 0 | 0 | 8 | 8 | 1 | 1 | 0 | 0 | 0 | | |
| Total Trial Dispositions | - | - | - | - | - | - | - | - | - | - | - | - | | | |
| Other Manner of Disposition | 0 | 0 | 0 | 0 | 0 | 0 | 0 | 0 | 0 | 0 | 0 | 0 | 0 | | |
| 6th Judicial District | Humboldt County | Union Justice Court | New Filings (cases) | 25 | 1 | 0 | 1 | 0 | 30 | 90 | 6 | 6 | 1 | 2 | |
| | | Reopened (cases) | 2 | 0 | 0 | 0 | 0 | 1 | 2 | 0 | 0 | 0 | 0 | 0 | |
| | | Charges | 39 | 2 | 0 | 1 | 0 | 43 | 126 | 9 | 6 | 3 | 2 | 0 | |
| | | Grand Total Dispositions | 27 | 1 | 0 | 3 | 0 | 29 | 90 | 6 | 5 | 0 | 0 | 0 | |
| | | Total Non-Trial Dispositions | 27 | 1 | 0 | 3 | 0 | 28 | 89 | 6 | 5 | 0 | 0 | 0 | |
| Total Trial Dispositions | - | - | - | - | - | - | - | - | - | - | - | - | | | |
| Other Manner of Disposition | 0 | 0 | 0 | 0 | 0 | 1 | 1 | 0 | 0 | 0 | 0 | 0 | 0 | | |
| 7th Judicial District | Eureka County | Eureka Justice Court | New Filings (cases) | 1 | 0 | 0 | 1 | 0 | 3 | 2 | 0 | 1 | 0 | 0 | |
| | | Reopened (cases) | 0 | 0 | 0 | 0 | 0 | 0 | 0 | 0 | 0 | 0 | 0 | 0 | |
| | | Charges | 1 | 0 | 0 | 1 | 0 | 4 | 3 | 1 | 1 | 0 | 0 | 0 | |
| | | Grand Total Dispositions | 1 | 0 | 0 | 1 | 0 | 4 | 5 | 0 | 1 | 0 | 0 | 0 | |
| | | Total Non-Trial Dispositions | 1 | 0 | 0 | 1 | 0 | 4 | 4 | 0 | 1 | 0 | 0 | 0 | |
| Total Trial Dispositions | - | - | - | - | - | - | - | - | - | - | - | - | | | |
| Other Manner of Disposition | 0 | 0 | 0 | 0 | 0 | 0 | 1 | 0 | 0 | 0 | 0 | 0 | 0 | | |

Source: Uniform System for Judicial Records, Nevada AOC, Research and Statistics Unit.

Table B5-2. Criminal Caseload Processed by Justice Courts in Nevada, Fiscal Year 2017.

| Justice Court, Criminal Caseload, Felony (4 of 6) | | Crimes Against Persons, Felony | Domestic Violence, Felony | Elder Abuse, Felony | Child Abuse & Neglect, Felony | Protection Order Violation, Felony | Crimes Against Property, Felony | Drugs, Felony | Weapons, Felony | Motor Vehicle - DUI, Felony | Motor Vehicle - Reckless, Felony | Motor Vehicle - Other, Felony | Public Order, Felony | Other, Felony | |
|---|--------------------------------|---------------------------------------|---------------------------|---------------------|-------------------------------|------------------------------------|---------------------------------|---------------|-----------------|-----------------------------|----------------------------------|-------------------------------|----------------------|---------------|---|
| 7th Judicial District Cont. | Lincoln County | Meadow Valley Justice Court | New Filings (cases) | 3 | 1 | 0 | 0 | 2 | 16 | 5 | 1 | 2 | 0 | 0 | 2 |
| | | Reopened (cases) | 0 | 0 | 0 | 0 | 0 | 0 | 0 | 0 | 0 | 0 | 0 | 0 | 0 |
| | | Charges | 3 | 1 | 0 | 0 | 2 | 107 | 7 | 8 | 2 | 0 | 0 | 0 | 2 |
| | | Grand Total Dispositions | 3 | 0 | 0 | 0 | 2 | 11 | 2 | 2 | 0 | 0 | 0 | 0 | 2 |
| | | Total Non-Trial Dispositions | 2 | 0 | 0 | 0 | 2 | 11 | 2 | 2 | 0 | 0 | 0 | 0 | 2 |
| | | Total Trial Dispositions | - | - | - | - | - | - | - | - | - | - | - | - | - |
| | Other Manner of Disposition | 1 | 0 | 0 | 0 | 0 | 0 | 0 | 0 | 0 | 0 | 0 | 0 | 0 | |
| | Pahrnagat Valley Justice Court | New Filings (cases) | 4 | 0 | 0 | 0 | 0 | 1 | 6 | 0 | 0 | 0 | 0 | 0 | 0 |
| | Reopened (cases) | 0 | 0 | 0 | 0 | 0 | 0 | 0 | 0 | 0 | 0 | 0 | 0 | 0 | |
| | Charges | 32 | 0 | 0 | 0 | 0 | 10 | 10 | 1 | 0 | 0 | 0 | 0 | 0 | |
| | Grand Total Dispositions | 4 | 0 | 0 | 0 | 0 | 0 | 12 | 0 | 0 | 0 | 0 | 0 | 0 | |
| | Total Non-Trial Dispositions | 4 | 0 | 0 | 0 | 0 | 0 | 10 | 0 | 0 | 0 | 0 | 0 | 0 | |
| | Total Trial Dispositions | - | - | - | - | - | - | - | - | - | - | - | - | - | |
| | Other Manner of Disposition | 0 | 0 | 0 | 0 | 0 | 0 | 2 | 0 | 0 | 0 | 0 | 0 | 0 | |
| | White Pine County | Ely Justice Court | New Filings (cases) | 22 | 5 | 0 | 5 | 1 | 37 | 58 | 3 | 6 | 0 | 0 | 3 |
| | Reopened (cases) | 4 | 0 | 0 | 1 | 0 | 0 | 5 | 0 | 0 | 0 | 0 | 0 | 0 | |
| | Charges | 42 | 7 | 0 | 15 | 1 | 97 | 169 | 18 | 7 | 0 | 0 | 0 | 6 | |
| | Grand Total Dispositions | 21 | 5 | 0 | 5 | 1 | 26 | 70 | 4 | 8 | 0 | 0 | 0 | 2 | |
| Total Non-Trial Dispositions | 20 | 5 | 0 | 5 | 1 | 26 | 69 | 4 | 7 | 0 | 0 | 0 | 2 | | |
| Total Trial Dispositions | - | - | - | - | - | - | - | - | - | - | - | - | - | | |
| Other Manner of Disposition | 1 | 0 | 0 | 0 | 0 | 0 | 1 | 0 | 1 | 0 | 0 | 0 | 0 | | |
| 8th Judicial District | Clark County | Boulder Justice Court | New Filings (cases) | 10 | 2 | 1 | 1 | 15 | 11 | 3 | 1 | 0 | 0 | 0 | |
| | | Reopened (cases) | 1 | 0 | 0 | 0 | 0 | 1 | 1 | 0 | 0 | 0 | 0 | 0 | |
| | | Charges | 16 | 6 | 1 | 1 | 1 | 50 | 19 | 3 | 1 | 0 | 2 | 0 | |
| | | Grand Total Dispositions ^c | 12 | 4 | 0 | 2 | 1 | 38 | 21 | 1 | 7 | 0 | 0 | 4 | |
| | | Total Non-Trial Dispositions | 12 | 4 | 0 | 2 | 1 | 38 | 21 | 1 | 7 | 0 | 0 | 4 | |
| | | Total Trial Dispositions | - | - | - | - | - | - | - | - | - | - | - | - | |
| | Other Manner of Disposition | 0 | 0 | 0 | 0 | 0 | 0 | 0 | 0 | 0 | 0 | 0 | 0 | | |
| | Bunkerville Justice Court | New Filings (cases) | 0 | 0 | 0 | 1 | 0 | 2 | 1 | 0 | 0 | 0 | 0 | 0 | |
| | Reopened (cases) | 0 | 0 | 0 | 0 | 0 | 0 | 0 | 0 | 0 | 0 | 0 | 0 | | |
| | Charges | 0 | 0 | 0 | 1 | 0 | 12 | 1 | 0 | 0 | 0 | 0 | 0 | | |
| | Grand Total Dispositions | 1 | 0 | 0 | 1 | 0 | 2 | 5 | 0 | 0 | 0 | 0 | 0 | | |
| | Total Non-Trial Dispositions | 0 | 0 | 0 | 1 | 0 | 2 | 2 | 0 | 0 | 0 | 0 | 0 | | |
| | Total Trial Dispositions | - | - | - | - | - | - | - | - | - | - | - | - | | |
| | Other Manner of Disposition | 1 | 0 | 0 | 0 | 0 | 0 | 3 | 0 | 0 | 0 | 0 | 0 | | |
| | Goodsprings Justice Court | New Filings (cases) | 4 | 1 | 0 | 1 | 0 | 21 | 22 | 2 | 2 | 0 | 2 | 0 | |
| | Reopened (cases) | 0 | 0 | 0 | 0 | 0 | 0 | 0 | 0 | 0 | 0 | 0 | 0 | | |
| | Charges | 6 | 2 | 0 | 1 | 0 | 68 | 32 | 11 | 2 | 0 | 3 | 0 | | |
| | Grand Total Dispositions | 5 | 1 | 0 | 1 | 0 | 36 | 23 | 1 | 3 | 0 | 2 | 0 | | |
| Total Non-Trial Dispositions | 5 | 1 | 0 | 1 | 0 | 36 | 22 | 1 | 3 | 0 | 2 | 0 | | | |
| Total Trial Dispositions | - | - | - | - | - | - | - | - | - | - | - | - | | | |
| Other Manner of Disposition | 0 | 0 | 0 | 0 | 0 | 0 | 1 | 0 | 0 | 0 | 0 | 0 | | | |
| Henderson Justice Court | New Filings (cases) | 287 | 100 | 5 | 57 | 4 | 664 | 430 | 26 | 14 | 0 | 11 | 0 | | |
| Reopened (cases) | 7 | 4 | 0 | 1 | 0 | 9 | 4 | 0 | 0 | 0 | 0 | 0 | | | |
| Charges | 520 | 149 | 10 | 84 | 4 | 1,563 | 575 | 87 | 14 | 0 | 22 | 0 | | | |
| Grand Total Dispositions | 275 | 96 | 6 | 49 | 2 | 739 | 425 | 18 | 13 | 0 | 8 | 0 | | | |
| Total Non-Trial Dispositions | 275 | 96 | 6 | 49 | 2 | 739 | 425 | 18 | 13 | 0 | 8 | 0 | | | |
| Total Trial Dispositions | - | - | - | - | - | - | - | - | - | - | - | - | | | |
| Other Manner of Disposition | 0 | 0 | 0 | 0 | 0 | 0 | 0 | 0 | 0 | 0 | 0 | 0 | | | |

^c Includes administrative case closures.

Source: Uniform System for Judicial Records, Nevada AOC, Research and Statistics Unit.

Table B5-2. Criminal Caseload Processed by Justice Courts in Nevada, Fiscal Year 2017.

| Justice Court, Criminal Caseload, Felony (5 of 6) | | | | | | | | | | | | | | | | | |
|--|---|---|------------------------------|------------------------|----------------------------------|---------------------------------------|------------------------------------|------------------|--------------------|--------------------------------|-------------------------------------|----------------------------------|-------------------------|------------------|------------|------------|----------|
| | | Crimes Against Persons, Felony | Domestic Violence, Felony | Elder Abuse, Felony | Child Abuse & Neglect, Felony | Protection Order Violation, Felony | Crimes Against Property, Felony | Drugs, Felony | Weapons, Felony | Motor Vehicle - DUI, Felony | Motor Vehicle - Reckless, Felony | Motor Vehicle - Other, Felony | Public Order, Felony | Other, Felony | | | |
| 8th Judicial District Cont. | Clark County Cont. | Las Vegas Justice Court | New Filings (cases) | 3,639 | 1,143 | 18 | 287 | 11 | 5,579 | 5,238 | 623 | 210 | 4 | 68 | 112 | 160 | |
| | | Reopened (cases) | 179 | 142 | 0 | 19 | 3 | 421 | 1,649 | 41 | 2 | 0 | 1 | 14 | 18 | | |
| | | Charges | 7,866 | 1,599 | 67 | 672 | 11 | 15,391 | 7,922 | 2,109 | 247 | 10 | 197 | 277 | 353 | | |
| | | Grand Total Dispositions^d | 3,476 | 1,059 | 10 | 268 | 13 | 5,616 | 5,120 | 596 | 270 | 7 | 63 | 114 | 134 | | |
| | | Total Non-Trial Dispositions | 3,197 | 988 | 10 | 262 | 10 | 5,333 | 4,879 | 581 | 261 | 7 | 59 | 106 | 122 | | |
| | | Total Trial Dispositions | - | - | - | - | - | - | - | - | - | - | - | - | - | | |
| | | Other Manner of Disposition | 279 | 71 | 0 | 6 | 3 | 283 | 241 | 15 | 9 | 0 | 4 | 8 | 12 | | |
| | | Laughlin Justice Court | New Filings (cases) | 19 | 5 | 0 | 1 | 0 | 63 | 37 | 8 | 1 | 0 | 0 | 0 | 0 | 0 |
| | | Reopened (cases) | 4 | 0 | 0 | 1 | 0 | 5 | 6 | 0 | 0 | 0 | 0 | 0 | 0 | | |
| | | Charges | 34 | 5 | 0 | 6 | 0 | 105 | 45 | 14 | 1 | 0 | 0 | 0 | 0 | | |
| | | Grand Total Dispositions | 30 | 3 | 0 | 1 | 1 | 199 | 93 | 6 | 0 | 1 | 0 | 0 | 0 | | |
| | Total Non-Trial Dispositions | 30 | 3 | 0 | 1 | 1 | 199 | 93 | 6 | 0 | 1 | 0 | 0 | 0 | | | |
| | Total Trial Dispositions | - | - | - | - | - | - | - | - | - | - | - | - | - | | | |
| | Other Manner of Disposition | 0 | 0 | 0 | 0 | 0 | 0 | 0 | 0 | 0 | 0 | 0 | 0 | 0 | | | |
| | Mesquite Justice Court | New Filings (cases) | 13 | 2 | 0 | 0 | 0 | 30 | 76 | 3 | 0 | 0 | 0 | 0 | 1 | | |
| | Reopened (cases) | 0 | 0 | 0 | 0 | 0 | 0 | 0 | 0 | 0 | 0 | 0 | 0 | 0 | | | |
| | Charges | 21 | 3 | 0 | 1 | 0 | 42 | 141 | 8 | 0 | 0 | 0 | 0 | 1 | | | |
| | Grand Total Dispositions^c | 18 | 2 | 0 | 0 | 0 | 72 | 79 | 5 | 1 | 0 | 0 | 1 | 1 | | | |
| | Total Non-Trial Dispositions | 18 | 2 | 0 | 0 | 0 | 72 | 79 | 5 | 1 | 0 | 0 | 1 | 1 | | | |
| | Total Trial Dispositions | - | - | - | - | - | - | - | - | - | - | - | - | - | | | |
| | Other Manner of Disposition | 0 | 0 | 0 | 0 | 0 | 0 | 0 | 0 | 0 | 0 | 0 | 0 | 0 | | | |
| | Moapa Justice Court | New Filings (cases) | 4 | 2 | 0 | 0 | 0 | 7 | 12 | 0 | 0 | 0 | 0 | 0 | 1 | | |
| | Reopened (cases) | 0 | 0 | 0 | 0 | 0 | 0 | 0 | 0 | 0 | 0 | 0 | 0 | 0 | | | |
| | Charges | 7 | 2 | 0 | 0 | 0 | 7 | 19 | 0 | 0 | 0 | 0 | 0 | 1 | | | |
| Grand Total Dispositions | 2 | 0 | 0 | 0 | 0 | 9 | 15 | 1 | 1 | 0 | 0 | 0 | 1 | | | | |
| Total Non-Trial Dispositions | 2 | 0 | 0 | 0 | 0 | 9 | 15 | 1 | 1 | 0 | 0 | 0 | 1 | | | | |
| Total Trial Dispositions | - | - | - | - | - | - | - | - | - | - | - | - | - | | | | |
| Other Manner of Disposition | 0 | 0 | 0 | 0 | 0 | 0 | 0 | 0 | 0 | 0 | 0 | 0 | 0 | | | | |
| Moapa Valley Justice Court | New Filings (cases) | 6 | 0 | 0 | 0 | 0 | 6 | 3 | 0 | 0 | 0 | 0 | 0 | 1 | | | |
| Reopened (cases) | 0 | 0 | 0 | 0 | 0 | 0 | 0 | 0 | 0 | 0 | 0 | 0 | 0 | | | | |
| Charges | 11 | 0 | 0 | 0 | 0 | 15 | 3 | 2 | 0 | 0 | 0 | 0 | 1 | | | | |
| Grand Total Dispositions | 6 | 0 | 0 | 0 | 0 | 5 | 4 | 0 | 0 | 0 | 0 | 0 | 0 | | | | |
| Total Non-Trial Dispositions | 6 | 0 | 0 | 0 | 0 | 5 | 4 | 0 | 0 | 0 | 0 | 0 | 0 | | | | |
| Total Trial Dispositions | - | - | - | - | - | - | - | - | - | - | - | - | - | | | | |
| Other Manner of Disposition | 0 | 0 | 0 | 0 | 0 | 0 | 0 | 0 | 0 | 0 | 0 | 0 | 0 | | | | |
| North Las Vegas Justice Court | New Filings (cases) | 455 | 130 | 6 | 51 | 3 | 551 | 727 | 98 | 24 | 0 | 12 | 3 | 7 | | | |
| Reopened (cases) | 9 | 1 | 0 | 2 | 0 | 10 | 11 | 1 | 0 | 0 | 0 | 0 | 0 | | | | |
| Charges | 950 | 183 | 9 | 114 | 3 | 1,226 | 976 | 304 | 33 | 6 | 30 | 11 | 22 | | | | |
| Grand Total Dispositions | 433 | 123 | 3 | 60 | 2 | 535 | 788 | 90 | 22 | 1 | 10 | 2 | 7 | | | | |
| Total Non-Trial Dispositions | 432 | 122 | 3 | 60 | 2 | 535 | 786 | 90 | 22 | 1 | 10 | 2 | 7 | | | | |
| Total Trial Dispositions | - | - | - | - | - | - | - | - | - | - | - | - | - | | | | |
| Other Manner of Disposition | 1 | 1 | 0 | 0 | 0 | 0 | 2 | 0 | 0 | 0 | 0 | 0 | 0 | | | | |
| Searchlight Justice Court | New Filings (cases) | 5 | 0 | 0 | 0 | 0 | 0 | 1 | 0 | 0 | 0 | 1 | 0 | 0 | | | |
| Reopened (cases) | 0 | 0 | 0 | 0 | 0 | 1 | 0 | 0 | 0 | 0 | 0 | 0 | 0 | | | | |
| Charges | 21 | 0 | 0 | 0 | 0 | 0 | 1 | 0 | 0 | 0 | 1 | 0 | 0 | | | | |
| Grand Total Dispositions | 0 | 0 | 0 | 0 | 0 | 1 | 0 | 0 | 0 | 0 | 1 | 0 | 0 | | | | |
| Total Non-Trial Dispositions | 0 | 0 | 0 | 0 | 0 | 1 | 0 | 0 | 0 | 0 | 1 | 0 | 0 | | | | |
| Total Trial Dispositions | - | - | - | - | - | - | - | - | - | - | - | - | - | | | | |
| Other Manner of Disposition | 0 | 0 | 0 | 0 | 0 | 0 | 0 | 0 | 0 | 0 | 0 | 0 | 0 | | | | |

^c Includes administrative case closures.

^d Reported dispositions exclude 3,280 administrative closures of older felony cases. To provide a better representation of current cases addressed by the court this fiscal year, these administrative closures were omitted from this table but are noted here for general information.

Source: Uniform System for Judicial Records, Nevada AOC, Research and Statistics Unit.

Table B5-2. Criminal Caseload Processed by Justice Courts in Nevada, Fiscal Year 2017.

| Justice Court, Criminal Caseload, Felony (6 of 6) | | | | Crimes Against Persons, Felony | Domestic Violence, Felony | Elder Abuse, Felony | Child Abuse & Neglect, Felony | Protection Order Violation, Felony | Crimes Against Property, Felony | Drugs, Felony | Weapons, Felony | Motor Vehicle - DUI, Felony | Motor Vehicle - Reckless, Felony | Motor Vehicle - Other, Felony | Public Order, Felony | Other, Felony | |
|---|-----------------------------|------------------------------|------------------------------|--------------------------------|---------------------------|---------------------|-------------------------------|------------------------------------|---------------------------------|---------------|-----------------|-----------------------------|----------------------------------|-------------------------------|----------------------|---------------|---|
| 9th Judicial District | Douglas County | East Fork Justice Court | New Filings (cases) | 47 | 3 | 0 | 1 | 0 | 57 | 67 | 8 | 14 | 0 | 2 | 2 | 2 | |
| | | | Reopened (cases) | 2 | 1 | 0 | 0 | 0 | 7 | 4 | 0 | 1 | 0 | 0 | 0 | 0 | 0 |
| | | | Charges | 63 | 6 | 0 | 2 | 0 | 98 | 121 | 10 | 14 | 0 | 6 | 2 | 2 | 2 |
| | | | Grand Total Dispositions | 53 | 4 | 1 | 1 | 0 | 63 | 66 | 10 | 15 | 0 | 1 | 2 | 2 | 4 |
| | | | Total Non-Trial Dispositions | 37 | 2 | 1 | 1 | 0 | 38 | 49 | 8 | 11 | 0 | 1 | 0 | 1 | 1 |
| | | Total Trial Dispositions | - | - | - | - | - | - | - | - | - | - | - | - | - | - | - |
| | | Other Manner of Disposition | 16 | 2 | 0 | 0 | 0 | 25 | 17 | 2 | 4 | 0 | 0 | 0 | 2 | 3 | |
| | | Tahoe Justice Court | New Filings (cases) | 7 | 1 | 0 | 0 | 0 | 29 | 39 | 1 | 5 | 0 | 0 | 0 | 0 | 1 |
| | | | Reopened (cases) | 0 | 1 | 0 | 0 | 0 | 1 | 1 | 0 | 0 | 0 | 0 | 0 | 0 | 0 |
| | | | Charges | 8 | 1 | 0 | 0 | 0 | 45 | 50 | 1 | 5 | 0 | 1 | 0 | 0 | 1 |
| Grand Total Dispositions | 6 | | 3 | 0 | 1 | 0 | 25 | 46 | 1 | 4 | 0 | 1 | 0 | 1 | 1 | | |
| Total Non-Trial Dispositions | 6 | | 3 | 0 | 1 | 0 | 25 | 46 | 1 | 4 | 0 | 1 | 0 | 1 | 1 | | |
| Total Trial Dispositions | - | - | - | - | - | - | - | - | - | - | - | - | - | - | - | | |
| Other Manner of Disposition | 0 | 0 | 0 | 0 | 0 | 0 | 0 | 0 | 0 | 0 | 0 | 0 | 0 | 0 | 0 | | |
| 10th Judicial District | Churchill County | New River Justice Court | New Filings (cases) | 35 | 3 | 2 | 9 | 2 | 63 | 88 | 9 | 17 | 0 | 4 | 1 | 4 | |
| | | | Reopened (cases) | 2 | 0 | 0 | 0 | 0 | 1 | 0 | 0 | 0 | 0 | 0 | 0 | 0 | |
| | | | Charges | 45 | 4 | 3 | 11 | 2 | 150 | 144 | 23 | 19 | 1 | 6 | 1 | 6 | |
| | | | Grand Total Dispositions | 29 | 4 | 2 | 9 | 0 | 66 | 87 | 9 | 14 | 0 | 5 | 2 | 3 | |
| | | | Total Non-Trial Dispositions | 28 | 4 | 2 | 9 | 0 | 64 | 87 | 9 | 14 | 0 | 5 | 2 | 3 | |
| | | Total Trial Dispositions | - | - | - | - | - | - | - | - | - | - | - | - | - | - | |
| | | Other Manner of Disposition | 1 | 0 | 0 | 0 | 0 | 2 | 0 | 0 | 0 | 0 | 0 | 0 | 0 | 0 | |
| | | Argenta Justice Court | New Filings (cases) | 4 | 2 | 1 | 0 | 0 | 13 | 19 | 2 | 0 | 0 | 0 | 0 | 0 | 0 |
| | | | Reopened (cases) | 0 | 0 | 0 | 0 | 0 | 0 | 0 | 0 | 0 | 0 | 0 | 0 | 0 | |
| | | | Charges | 5 | 2 | 2 | 1 | 0 | 19 | 28 | 5 | 0 | 0 | 0 | 0 | 0 | |
| Grand Total Dispositions | 4 | | 2 | 1 | 0 | 0 | 15 | 22 | 3 | 1 | 1 | 0 | 0 | 1 | | | |
| Total Non-Trial Dispositions | 4 | | 2 | 1 | 0 | 0 | 15 | 22 | 3 | 1 | 1 | 0 | 0 | 1 | | | |
| Total Trial Dispositions | - | - | - | - | - | - | - | - | - | - | - | - | - | | | | |
| Other Manner of Disposition | 0 | 0 | 0 | 0 | 0 | 0 | 0 | 0 | 0 | 0 | 0 | 0 | 0 | | | | |
| 11th Judicial District | Lander County | Austin Justice Court | New Filings (cases) | 0 | 1 | 0 | 0 | 0 | 2 | 1 | 0 | 0 | 0 | 0 | 0 | | |
| | | | Reopened (cases) | 0 | 0 | 0 | 0 | 0 | 0 | 0 | 0 | 0 | 0 | 0 | 0 | | |
| | | | Charges | 0 | 1 | 0 | 0 | 0 | 2 | 1 | 0 | 0 | 0 | 0 | 0 | | |
| | | | Grand Total Dispositions | 0 | 0 | 0 | 0 | 0 | 1 | 2 | 0 | 0 | 0 | 0 | 0 | | |
| | | | Total Non-Trial Dispositions | 0 | 0 | 0 | 0 | 0 | 1 | 1 | 0 | 0 | 0 | 0 | 0 | | |
| | Total Trial Dispositions | - | - | - | - | - | - | - | - | - | - | - | - | | | | |
| | Other Manner of Disposition | 0 | 0 | 0 | 0 | 0 | 0 | 1 | 0 | 0 | 0 | 0 | 0 | | | | |
| | Mineral County | Hawthorne Justice Court | New Filings (cases) | 18 | 2 | 0 | 4 | 0 | 20 | 147 | 3 | 7 | 0 | 2 | 0 | 2 | |
| | | | Reopened (cases) | 0 | 0 | 0 | 0 | 0 | 0 | 0 | 0 | 0 | 0 | 0 | 0 | | |
| | | | Charges | 18 | 2 | 0 | 5 | 0 | 30 | 255 | 12 | 8 | 0 | 2 | 0 | 2 | |
| Grand Total Dispositions ⁱ | | | 13 | 1 | 0 | 1 | 0 | 8 | 59 | 0 | 4 | 0 | 0 | 0 | | | |
| Total Non-Trial Dispositions | | | 13 | 1 | 0 | 1 | 0 | 8 | 58 | 0 | 4 | 0 | 0 | 0 | | | |
| Total Trial Dispositions | - | - | - | - | - | - | - | - | - | - | - | - | | | | | |
| Other Manner of Disposition | 0 | 0 | 0 | 0 | 0 | 0 | 1 | 0 | 0 | 0 | 0 | 0 | | | | | |
| Pershing County | Lake Justice Court | New Filings (cases) | 12 | 3 | 0 | 3 | 0 | 17 | 59 | 0 | 0 | 0 | 0 | 0 | 1 | | |
| | | Reopened (cases) | 1 | 0 | 0 | 1 | 0 | 0 | 0 | 0 | 0 | 0 | 0 | 0 | | | |
| | | Charges | 20 | 5 | 0 | 6 | 0 | 24 | 116 | 0 | 0 | 0 | 0 | 0 | 2 | | |
| | | Grand Total Dispositions | 15 | 3 | 0 | 4 | 0 | 19 | 83 | 0 | 0 | 0 | 0 | 0 | | | |
| | | Total Non-Trial Dispositions | 15 | 3 | 0 | 4 | 0 | 19 | 83 | 0 | 0 | 0 | 0 | 0 | | | |
| Total Trial Dispositions | - | - | - | - | - | - | - | - | - | - | - | - | | | | | |
| Other Manner of Disposition | 0 | 0 | 0 | 0 | 0 | 0 | 0 | 0 | 0 | 0 | 0 | 0 | | | | | |

ⁱ Incomplete

Source: Uniform System for Judicial Records, Nevada AOC, Research and Statistics Unit.

Table B5-2. Criminal Caseload Processed by Justice Courts in Nevada, Fiscal Year 2017.

| Justice Court, Criminal Caseload, Gross Misdemeanor (1 of 6) | | | Crimes Against Persons, Gross Misdemeanor | Domestic Violence, Gross Misdemeanor | Elder Abuse, Gross Misdemeanor | Child Abuse & Neglect, Gross Misdemeanor | Protection Order Violation, Gross Misdemeanor | Crimes Against Property, Gross Misdemeanor | Drugs, Gross Misdemeanor | Weapons, Gross Misdemeanor | Motor Vehicle - Other, Gross Misdemeanor | Public Order, Gross Misdemeanor | Other, Gross Misdemeanor | |
|--|--------------------------------------|---------------------------------|--|---|-----------------------------------|---|--|---|-----------------------------|-------------------------------|---|------------------------------------|-----------------------------|----------|
| Totals^a | Nevada Justice Courts | New Filings (cases) | 900 | 0 | 29 | 137 | 33 | 1,141 | 95 | 233 | 19 | 6 | 204 | |
| | | Reopened (cases) | 113 | 0 | 4 | 32 | 2 | 226 | 10 | 55 | 0 | 0 | 16 | |
| | | Charges | 1,548 | 1 | 78 | 228 | 43 | 3,126 | 319 | 540 | 20 | 29 | 584 | |
| | | Grand Total Dispositions | 910 | 0 | 23 | 156 | 36 | 1,058 | 87 | 251 | 14 | 8 | 191 | |
| | | Total Non-Trial Dispositions | 808 | 0 | 22 | 133 | 32 | 949 | 82 | 238 | 5 | 8 | 172 | |
| | | Total Trial Dispositions | - | - | - | - | - | - | - | - | - | - | - | - |
| | | Other Manner of Disposition | 102 | 0 | 1 | 23 | 4 | 109 | 5 | 13 | 9 | 0 | 19 | |
| 1st Judicial District | Carson City Justice Court | New Filings (cases) | 29 | 0 | 1 | 19 | 1 | 26 | 18 | 9 | 0 | 1 | 6 | |
| | | Reopened (cases) | 2 | 0 | 0 | 0 | 0 | 0 | 1 | 0 | 0 | 0 | 0 | |
| | | Charges | 43 | 0 | 1 | 34 | 3 | 59 | 79 | 16 | 0 | 2 | 17 | |
| | | Grand Total Dispositions | 16 | 0 | 0 | 2 | 0 | 19 | 8 | 3 | 0 | 0 | 3 | |
| | | Total Non-Trial Dispositions | 14 | 0 | 0 | 2 | 0 | 19 | 8 | 3 | 0 | 0 | 3 | |
| | Total Trial Dispositions | - | - | - | - | - | - | - | - | - | - | - | - | |
| | Other Manner of Disposition | 2 | 0 | 0 | 0 | 0 | 0 | 0 | 0 | 0 | 0 | 0 | | |
| | Storey County Justice Court | New Filings (cases) | 0 | 0 | 0 | 0 | 1 | 0 | 0 | 0 | 0 | 1 | 0 | 0 |
| | | Reopened (cases) | 0 | 0 | 0 | 0 | 0 | 0 | 0 | 0 | 0 | 0 | 0 | |
| | | Charges | 0 | 0 | 0 | 0 | 1 | 0 | 1 | 0 | 1 | 0 | 3 | |
| Grand Total Dispositions | | 0 | 0 | 1 | 0 | 0 | 0 | 1 | 0 | 0 | 0 | 0 | | |
| Total Non-Trial Dispositions | | 0 | 0 | 1 | 0 | 0 | 0 | 1 | 0 | 0 | 0 | 0 | | |
| Total Trial Dispositions | - | - | - | - | - | - | - | - | - | - | - | - | | |
| Other Manner of Disposition | 0 | 0 | 0 | 0 | 0 | 0 | 0 | 0 | 0 | 0 | 0 | | | |
| 2nd Judicial District | Incline Village Justice Court | New Filings (cases) | 3 | 0 | 0 | 0 | 0 | 2 | 0 | 0 | 0 | 0 | 0 | |
| | | Reopened (cases) | 1 | 0 | 0 | 0 | 0 | 0 | 0 | 0 | 0 | 0 | 0 | |
| | | Charges | 3 | 0 | 0 | 0 | 0 | 5 | 0 | 0 | 0 | 0 | 0 | |
| | | Grand Total Dispositions | 6 | 0 | 0 | 0 | 0 | 2 | 0 | 0 | 0 | 0 | 0 | |
| | | Total Non-Trial Dispositions | 5 | 0 | 0 | 0 | 0 | 2 | 0 | 0 | 0 | 0 | 0 | |
| | Total Trial Dispositions | - | - | - | - | - | - | - | - | - | - | - | - | |
| | Other Manner of Disposition | 1 | 0 | 0 | 0 | 0 | 0 | 0 | 0 | 0 | 0 | 0 | | |
| | Reno Justice Court | New Filings (cases) | 124 | 0 | 1 | 30 | 4 | 64 | 9 | 13 | 1 | 0 | 10 | |
| | | Reopened (cases) | 21 | 0 | 0 | 9 | 0 | 22 | 0 | 1 | 0 | 0 | 3 | |
| | | Charges | 183 | 0 | 3 | 41 | 4 | 156 | 15 | 39 | 1 | 0 | 16 | |
| | | Grand Total Dispositions | 137 | 0 | 2 | 44 | 4 | 80 | 7 | 13 | 0 | 0 | 10 | |
| | | Total Non-Trial Dispositions | 122 | 0 | 2 | 39 | 4 | 69 | 7 | 13 | 0 | 0 | 8 | |
| | Total Trial Dispositions | - | - | - | - | - | - | - | - | - | - | - | - | |
| | Other Manner of Disposition | 15 | 0 | 0 | 5 | 0 | 11 | 0 | 0 | 0 | 0 | 2 | | |
| | Sparks Justice Court | New Filings (cases) | 34 | 0 | 0 | 18 | 0 | 37 | 3 | 4 | 0 | 0 | 18 | |
| | | Reopened (cases) | 8 | 0 | 0 | 9 | 0 | 11 | 0 | 0 | 0 | 0 | 6 | |
| | | Charges | 53 | 0 | 0 | 27 | 0 | 87 | 6 | 11 | 0 | 0 | 32 | |
| | | Grand Total Dispositions | 42 | 0 | 0 | 31 | 0 | 47 | 3 | 5 | 0 | 0 | 19 | |
| | | Total Non-Trial Dispositions | 35 | 0 | 0 | 24 | 0 | 36 | 3 | 5 | 0 | 0 | 15 | |
| | Total Trial Dispositions | - | - | - | - | - | - | - | - | - | - | - | - | |
| Other Manner of Disposition | 7 | 0 | 0 | 7 | 0 | 11 | 0 | 0 | 0 | 0 | 4 | | | |
| Wadsworth Justice Court | New Filings (cases) | 0 | 0 | 0 | 0 | 0 | 0 | 0 | 0 | 0 | 0 | 0 | | |
| | Reopened (cases) | 0 | 0 | 0 | 0 | 0 | 0 | 0 | 0 | 0 | 0 | 0 | | |
| | Charges | 0 | 0 | 0 | 0 | 0 | 0 | 0 | 0 | 0 | 0 | 0 | | |
| | Grand Total Dispositions | 0 | 0 | 0 | 0 | 0 | 0 | 0 | 0 | 0 | 0 | 0 | | |
| | Total Non-Trial Dispositions | 0 | 0 | 0 | 0 | 0 | 0 | 0 | 0 | 0 | 0 | 0 | | |
| Total Trial Dispositions | - | - | - | - | - | - | - | - | - | - | - | - | | |
| Other Manner of Disposition | 0 | 0 | 0 | 0 | 0 | 0 | 0 | 0 | 0 | 0 | 0 | | | |

^a Totals reflect aggregate information from the Nevada Justice Courts. Information contained herein may reflect non-standard reporting and is noted by subsequent footnotes.
Source: Uniform System for Judicial Records, Nevada AOC, Research and Statistics Unit.

Table B5-2. Criminal Caseload Processed by Justice Courts in Nevada, Fiscal Year 2017.

| Justice Court, Criminal Caseload, Gross Misdemeanor (2 of 6) | | Crimes Against Persons, Gross Misdemeanor | Domestic Violence, Gross Misdemeanor | Elder Abuse, Gross Misdemeanor | Child Abuse & Neglect, Gross Misdemeanor | Protection Order Violation, Gross Misdemeanor | Crimes Against Property, Gross Misdemeanor | Drugs, Gross Misdemeanor | Weapons, Gross Misdemeanor | Motor Vehicle - Other, Gross Misdemeanor | Public Order, Gross Misdemeanor | Other, Gross Misdemeanor | | | |
|---|---------------------------------|--|---|-----------------------------------|---|--|---|-----------------------------|-------------------------------|---|------------------------------------|-----------------------------|----|---|---|
| 3rd Judicial District | Lyon County | Canal Justice Court | New Filings (cases) | 5 | 0 | 0 | 4 | 0 | 8 | 0 | 1 | 0 | 0 | 2 | |
| | | Reopened (cases) | 0 | 0 | 0 | 0 | 0 | 0 | 0 | 0 | 0 | 0 | 0 | 0 | |
| | | Charges | 10 | 0 | 0 | 4 | 0 | 22 | 7 | 3 | 0 | 0 | 0 | 4 | |
| | | Grand Total Dispositions | 5 | 0 | 0 | 3 | 0 | 10 | 2 | 2 | 0 | 0 | 0 | 2 | |
| | | Total Non-Trial Dispositions | 5 | 0 | 0 | 3 | 0 | 10 | 2 | 2 | 0 | 0 | 0 | 2 | |
| | | Total Trial Dispositions | - | - | - | - | - | - | - | - | - | - | - | - | - |
| | | Other Manner of Disposition | 0 | 0 | 0 | 0 | 0 | 0 | 0 | 0 | 0 | 0 | 0 | 0 | 0 |
| | | Dayton Justice Court | New Filings (cases) | 5 | 0 | 1 | 4 | 2 | 3 | 3 | 1 | 0 | 0 | 0 | 3 |
| | | Reopened (cases) | 0 | 0 | 0 | 0 | 0 | 0 | 0 | 0 | 0 | 0 | 0 | 0 | 0 |
| | Charges | 7 | 0 | 2 | 6 | 2 | 5 | 6 | 3 | 0 | 0 | 0 | 0 | 3 | |
| | Grand Total Dispositions | 5 | 0 | 0 | 3 | 1 | 2 | 0 | 0 | 0 | 0 | 0 | 0 | 2 | |
| | Total Non-Trial Dispositions | 5 | 0 | 0 | 3 | 1 | 2 | 0 | 0 | 0 | 0 | 0 | 0 | 2 | |
| | Total Trial Dispositions | - | - | - | - | - | - | - | - | - | - | - | - | - | |
| | Other Manner of Disposition | 0 | 0 | 0 | 0 | 0 | 0 | 0 | 0 | 0 | 0 | 0 | 0 | 0 | |
| | Walker River Justice Court | New Filings (cases) | 4 | 0 | 0 | 6 | 2 | 7 | 2 | 2 | 1 | 0 | 0 | 2 | |
| Reopened (cases) | 0 | 0 | 0 | 0 | 0 | 0 | 0 | 0 | 0 | 0 | 0 | 0 | 0 | | |
| Charges | 6 | 0 | 0 | 9 | 2 | 8 | 3 | 3 | 1 | 0 | 0 | 0 | 4 | | |
| Grand Total Dispositions | 4 | 0 | 1 | 6 | 2 | 7 | 2 | 3 | 1 | 0 | 0 | 0 | 2 | | |
| Total Non-Trial Dispositions | 4 | 0 | 1 | 6 | 2 | 7 | 2 | 3 | 1 | 0 | 0 | 0 | 2 | | |
| Total Trial Dispositions | - | - | - | - | - | - | - | - | - | - | - | - | - | | |
| Other Manner of Disposition | 0 | 0 | 0 | 0 | 0 | 0 | 0 | 0 | 0 | 0 | 0 | 0 | 0 | | |
| 4th Judicial District | Elko County | Carlin Justice Court ^b | New Filings (cases) | | | | | | | | | | | | |
| | | Reopened (cases) | | | | | | | | | | | | | |
| | | Charges | | | | | | | | | | | | | |
| | | Grand Total Dispositions | | | | | | | | | | | | | |
| | | Total Non-Trial Dispositions | | | | | | | | | | | | | |
| | | Total Trial Dispositions | | | | | | | | | | | | | |
| | | Other Manner of Disposition | | | | | | | | | | | | | |
| | | Eastline Justice Court ^b | New Filings (cases) | | | | | | | | | | | | |
| | | Reopened (cases) | | | | | | | | | | | | | |
| | | Charges | | | | | | | | | | | | | |
| | | Grand Total Dispositions | | | | | | | | | | | | | |
| | | Total Non-Trial Dispositions | | | | | | | | | | | | | |
| | Total Trial Dispositions | | | | | | | | | | | | | | |
| | Other Manner of Disposition | | | | | | | | | | | | | | |
| | Elko Justice Court | New Filings (cases) | 15 | 0 | 0 | 3 | 0 | 15 | 1 | 2 | 0 | 0 | 0 | 1 | |
| Reopened (cases) | 2 | 0 | 0 | 2 | 0 | 1 | 0 | 0 | 0 | 0 | 0 | 0 | 0 | | |
| Charges | 35 | 0 | 1 | 3 | 0 | 52 | 10 | 11 | 1 | 0 | 0 | 0 | 15 | | |
| Grand Total Dispositions | 13 | 0 | 0 | 5 | 1 | 12 | 0 | 3 | 0 | 0 | 0 | 0 | 0 | | |
| Total Non-Trial Dispositions | 9 | 0 | 0 | 2 | 0 | 9 | 0 | 3 | 0 | 0 | 0 | 0 | 0 | | |
| Total Trial Dispositions | - | - | - | - | - | - | - | - | - | - | - | - | - | | |
| Other Manner of Disposition | 4 | 0 | 0 | 3 | 1 | 3 | 0 | 0 | 0 | 0 | 0 | 0 | 0 | | |
| Wells Justice Court ^b | New Filings (cases) | | | | | | | | | | | | | | |
| Reopened (cases) | | | | | | | | | | | | | | | |
| Charges | | | | | | | | | | | | | | | |
| Grand Total Dispositions | | | | | | | | | | | | | | | |
| Total Non-Trial Dispositions | | | | | | | | | | | | | | | |
| Total Trial Dispositions | | | | | | | | | | | | | | | |
| Other Manner of Disposition | | | | | | | | | | | | | | | |

^b Court did not hear felony or gross misdemeanor cases.

Source: Uniform System for Judicial Records, Nevada AOC, Research and Statistics Unit.

Table B5-2. Criminal Caseload Processed by Justice Courts in Nevada, Fiscal Year 2017.

| Justice Court, Criminal Caseload, Gross Misdemeanor (3 of 6) | | | | Crimes Against Persons, Gross Misdemeanor | Domestic Violence, Gross Misdemeanor | Elder Abuse, Gross Misdemeanor | Child Abuse & Neglect, Gross Misdemeanor | Protection Order Violation, Gross Misdemeanor | Crimes Against Property, Gross Misdemeanor | Drugs, Gross Misdemeanor | Weapons, Gross Misdemeanor | Motor Vehicle - Other, Gross Misdemeanor | Public Order, Gross Misdemeanor | Other, Gross Misdemeanor | | |
|---|------------------------------|-----------------------------|------------------------------|--|---|-----------------------------------|---|--|---|-----------------------------|-------------------------------|---|------------------------------------|-----------------------------|----|---|
| 5th Judicial District | Esmeralda County | Esmeralda Justice Court | New Filings (cases) | 0 | 0 | 0 | 0 | 0 | 0 | 0 | 0 | 0 | 0 | 0 | | |
| | | | Reopened (cases) | 0 | 0 | 0 | 0 | 0 | 0 | 0 | 0 | 0 | 0 | 0 | 0 | |
| | | | Charges | 0 | 0 | 0 | 0 | 0 | 0 | 0 | 0 | 0 | 0 | 0 | 0 | 0 |
| | | | Grand Total Dispositions | 0 | 0 | 0 | 0 | 0 | 0 | 0 | 0 | 0 | 0 | 0 | 0 | 0 |
| | | | Total Non-Trial Dispositions | 0 | 0 | 0 | 0 | 0 | 0 | 0 | 0 | 0 | 0 | 0 | 0 | 0 |
| | Total Trial Dispositions | - | - | - | - | - | - | - | - | - | - | - | - | - | - | |
| | Other Manner of Disposition | 0 | 0 | 0 | 0 | 0 | 0 | 0 | 0 | 0 | 0 | 0 | 0 | 0 | 0 | |
| | Nye County | Beatty Justice Court | New Filings (cases) | 1 | 0 | 0 | 0 | 0 | 0 | 0 | 0 | 1 | 0 | 0 | 0 | |
| | | | Reopened (cases) | 0 | 0 | 0 | 0 | 0 | 0 | 0 | 0 | 0 | 0 | 0 | 0 | |
| | | | Charges | 1 | 0 | 0 | 0 | 0 | 2 | 0 | 1 | 0 | 0 | 0 | 0 | |
| | | | Grand Total Dispositions | 1 | 0 | 0 | 0 | 0 | 1 | 0 | 0 | 0 | 0 | 0 | 0 | |
| | | | Total Non-Trial Dispositions | 1 | 0 | 0 | 0 | 0 | 1 | 0 | 0 | 0 | 0 | 0 | 0 | |
| | | Total Trial Dispositions | - | - | - | - | - | - | - | - | - | - | - | - | - | |
| | | Other Manner of Disposition | 0 | 0 | 0 | 0 | 0 | 0 | 0 | 0 | 0 | 0 | 0 | 0 | 0 | |
| | | Pahrump Justice Court | New Filings (cases) | 25 | 0 | 1 | 2 | 1 | 16 | 0 | 3 | 0 | 0 | 0 | 16 | |
| | | | Reopened (cases) | 5 | 0 | 0 | 0 | 0 | 3 | 0 | 2 | 0 | 0 | 0 | 0 | |
| Charges | | | 55 | 0 | 8 | 5 | 1 | 45 | 21 | 14 | 0 | 0 | 0 | 37 | | |
| Grand Total Dispositions | | | 34 | 0 | 2 | 3 | 1 | 32 | 5 | 8 | 0 | 0 | 0 | 18 | | |
| Total Non-Trial Dispositions | 28 | | 0 | 2 | 3 | 1 | 31 | 4 | 6 | 0 | 0 | 0 | 15 | | | |
| Total Trial Dispositions | - | | - | - | - | - | - | - | - | - | - | - | - | - | | |
| Other Manner of Disposition | 6 | 0 | 0 | 0 | 0 | 1 | 1 | 2 | 0 | 0 | 0 | 3 | | | | |
| Tonopah Justice Court | New Filings (cases) | 2 | 0 | 0 | 0 | 0 | 7 | 0 | 1 | 0 | 0 | 0 | 1 | | | |
| | Reopened (cases) | 0 | 0 | 0 | 0 | 0 | 0 | 0 | 0 | 0 | 0 | 0 | 0 | | | |
| | Charges | 2 | 0 | 0 | 0 | 0 | 8 | 0 | 1 | 0 | 0 | 0 | 1 | | | |
| | Grand Total Dispositions | 5 | 0 | 0 | 0 | 0 | 8 | 0 | 1 | 0 | 0 | 0 | 0 | | | |
| | Total Non-Trial Dispositions | 5 | 0 | 0 | 0 | 0 | 8 | 0 | 1 | 0 | 0 | 0 | 0 | | | |
| Total Trial Dispositions | - | - | - | - | - | - | - | - | - | - | - | - | - | | | |
| Other Manner of Disposition | 0 | 0 | 0 | 0 | 0 | 0 | 0 | 0 | 0 | 0 | 0 | 0 | 0 | | | |
| 6th Judicial District | Humboldt County | Union Justice Court | New Filings (cases) | 8 | 0 | 0 | 6 | 0 | 2 | 2 | 3 | 4 | 0 | 1 | | |
| | | | Reopened (cases) | 0 | 0 | 0 | 0 | 0 | 0 | 0 | 0 | 0 | 0 | 0 | | |
| | | | Charges | 10 | 0 | 0 | 6 | 1 | 3 | 4 | 4 | 4 | 0 | 1 | | |
| | | | Grand Total Dispositions | 10 | 0 | 0 | 5 | 1 | 3 | 2 | 4 | 3 | 0 | 1 | | |
| | | | Total Non-Trial Dispositions | 10 | 0 | 0 | 5 | 1 | 3 | 2 | 4 | 0 | 0 | 1 | | |
| Total Trial Dispositions | - | - | - | - | - | - | - | - | - | - | - | - | | | | |
| Other Manner of Disposition | 0 | 0 | 0 | 0 | 0 | 0 | 0 | 0 | 0 | 3 | 0 | 0 | | | | |
| 7th Judicial District | Eureka County | Eureka Justice Court | New Filings (cases) | 1 | 0 | 0 | 0 | 0 | 1 | 0 | 0 | 0 | 0 | 0 | | |
| | | | Reopened (cases) | 0 | 0 | 0 | 0 | 0 | 0 | 0 | 0 | 0 | 0 | 0 | | |
| | | | Charges | 1 | 0 | 0 | 0 | 0 | 1 | 0 | 0 | 0 | 0 | 0 | | |
| | | | Grand Total Dispositions | 1 | 0 | 0 | 0 | 0 | 1 | 0 | 0 | 0 | 0 | 0 | | |
| | | | Total Non-Trial Dispositions | 1 | 0 | 0 | 0 | 0 | 0 | 0 | 0 | 0 | 0 | 0 | | |
| Total Trial Dispositions | - | - | - | - | - | - | - | - | - | - | - | - | | | | |
| Other Manner of Disposition | 0 | 0 | 0 | 0 | 0 | 0 | 1 | 0 | 0 | 0 | 0 | 0 | | | | |

Source: Uniform System for Judicial Records, Nevada AOC, Research and Statistics Unit.

Table B5-2. Criminal Caseload Processed by Justice Courts in Nevada, Fiscal Year 2017.

| Justice Court, Criminal Caseload, Gross Misdemeanor (4 of 6) | | Crimes Against Persons, Gross Misdemeanor | Domestic Violence, Gross Misdemeanor | Elder Abuse, Gross Misdemeanor | Child Abuse & Neglect, Gross Misdemeanor | Protection Order Violation, Gross Misdemeanor | Crimes Against Property, Gross Misdemeanor | Drugs, Gross Misdemeanor | Weapons, Gross Misdemeanor | Motor Vehicle - Other, Gross Misdemeanor | Public Order, Gross Misdemeanor | Other, Gross Misdemeanor | |
|---|--------------------------------|--|---|-----------------------------------|---|--|---|-----------------------------|-------------------------------|---|------------------------------------|-----------------------------|---|
| 7th Judicial District Cont. | Lincoln County | Meadow Valley Justice Court | New Filings (cases) | 0 | 0 | 0 | 0 | 1 | 0 | 1 | 0 | 0 | |
| | | Reopened (cases) | 1 | 0 | 0 | 0 | 0 | 0 | 0 | 0 | 0 | 0 | |
| | | Charges | 0 | 0 | 0 | 0 | 0 | 322 | 1 | 1 | 0 | 0 | 2 |
| | | Grand Total Dispositions | 0 | 0 | 1 | 0 | 0 | 0 | 0 | 1 | 0 | 0 | 0 |
| | | Total Non-Trial Dispositions | 0 | 0 | 1 | 0 | 0 | 0 | 0 | 1 | 0 | 0 | 0 |
| | | Total Trial Dispositions | - | - | - | - | - | - | - | - | - | - | - |
| | Other Manner of Disposition | 0 | 0 | 0 | 0 | 0 | 0 | 0 | 0 | 0 | 0 | 0 | |
| | Pahrnagat Valley Justice Court | New Filings (cases) | 0 | 0 | 0 | 0 | 0 | 0 | 1 | 1 | 0 | 0 | 1 |
| | Reopened (cases) | 0 | 0 | 0 | 0 | 0 | 0 | 0 | 0 | 0 | 0 | 0 | 0 |
| | Charges | 0 | 0 | 0 | 0 | 0 | 0 | 4 | 3 | 0 | 0 | 0 | 1 |
| | Grand Total Dispositions | 1 | 0 | 0 | 0 | 0 | 0 | 2 | 0 | 0 | 0 | 0 | 1 |
| | Total Non-Trial Dispositions | 1 | 0 | 0 | 0 | 0 | 0 | 2 | 0 | 0 | 0 | 0 | 1 |
| | Total Trial Dispositions | - | - | - | - | - | - | - | - | - | - | - | - |
| | Other Manner of Disposition | 0 | 0 | 0 | 0 | 0 | 0 | 0 | 0 | 0 | 0 | 0 | 0 |
| | White Pine County | Ely Justice Court | New Filings (cases) | 4 | 0 | 2 | 0 | 0 | 1 | 2 | 2 | 0 | 0 |
| | Reopened (cases) | 1 | 0 | 0 | 0 | 0 | 0 | 1 | 0 | 0 | 0 | 0 | 0 |
| | Charges | 5 | 0 | 3 | 0 | 0 | 0 | 6 | 10 | 4 | 0 | 0 | 1 |
| | Grand Total Dispositions | 4 | 0 | 1 | 0 | 0 | 2 | 2 | 2 | 0 | 0 | 0 | 1 |
| Total Non-Trial Dispositions | 4 | 0 | 1 | 0 | 0 | 2 | 2 | 2 | 0 | 0 | 0 | 1 | |
| Total Trial Dispositions | - | - | - | - | - | - | - | - | - | - | - | - | |
| Other Manner of Disposition | 0 | 0 | 0 | 0 | 0 | 0 | 0 | 0 | 0 | 0 | 0 | 0 | |
| 8th Judicial District | Clark County | Boulder Justice Court | New Filings (cases) | 4 | 0 | 0 | 0 | 1 | 3 | 0 | 0 | 0 | 1 |
| | | Reopened (cases) | 0 | 0 | 0 | 0 | 0 | 0 | 0 | 0 | 0 | 0 | 0 |
| | | Charges | 6 | 1 | 0 | 0 | 1 | 10 | 0 | 0 | 0 | 0 | 1 |
| | | Grand Total Dispositions ^c | 4 | 0 | 0 | 0 | 1 | 2 | 0 | 0 | 0 | 0 | 2 |
| | | Total Non-Trial Dispositions | 4 | 0 | 0 | 0 | 1 | 2 | 0 | 0 | 0 | 0 | 2 |
| | | Total Trial Dispositions | - | - | - | - | - | - | - | - | - | - | - |
| | Other Manner of Disposition | 0 | 0 | 0 | 0 | 0 | 0 | 0 | 0 | 0 | 0 | 0 | |
| | Bunkerville Justice Court | New Filings (cases) | 0 | 0 | 0 | 0 | 0 | 0 | 0 | 0 | 0 | 0 | 0 |
| | Reopened (cases) | 0 | 0 | 0 | 0 | 0 | 0 | 0 | 0 | 0 | 0 | 0 | 0 |
| | Charges | 0 | 0 | 0 | 0 | 0 | 0 | 0 | 0 | 0 | 0 | 0 | 0 |
| | Grand Total Dispositions | 0 | 0 | 0 | 0 | 0 | 0 | 0 | 0 | 0 | 0 | 0 | 0 |
| | Total Non-Trial Dispositions | 0 | 0 | 0 | 0 | 0 | 0 | 0 | 0 | 0 | 0 | 0 | 0 |
| | Total Trial Dispositions | - | - | - | - | - | - | - | - | - | - | - | - |
| | Other Manner of Disposition | 0 | 0 | 0 | 0 | 0 | 0 | 0 | 0 | 0 | 0 | 0 | 0 |
| | Goodsprings Justice Court | New Filings (cases) | 2 | 0 | 0 | 0 | 0 | 1 | 0 | 0 | 1 | 0 | 1 |
| | Reopened (cases) | 0 | 0 | 0 | 0 | 0 | 0 | 0 | 0 | 0 | 0 | 0 | 0 |
| | Charges | 6 | 0 | 1 | 0 | 0 | 3 | 0 | 0 | 1 | 0 | 0 | 1 |
| | Grand Total Dispositions | 1 | 0 | 0 | 0 | 0 | 0 | 0 | 0 | 1 | 0 | 0 | 1 |
| Total Non-Trial Dispositions | 1 | 0 | 0 | 0 | 0 | 0 | 0 | 0 | 1 | 0 | 0 | 1 | |
| Total Trial Dispositions | - | - | - | - | - | - | - | - | - | - | - | - | |
| Other Manner of Disposition | 0 | 0 | 0 | 0 | 0 | 0 | 0 | 0 | 0 | 0 | 0 | 0 | |
| Henderson Justice Court | New Filings (cases) | 73 | 0 | 0 | 2 | 6 | 79 | 4 | 6 | 0 | 0 | 7 | |
| Reopened (cases) | 0 | 0 | 0 | 0 | 0 | 0 | 0 | 1 | 0 | 0 | 0 | 0 | |
| Charges | 148 | 0 | 2 | 6 | 9 | 265 | 6 | 12 | 0 | 0 | 0 | 17 | |
| Grand Total Dispositions | 77 | 0 | 1 | 5 | 8 | 70 | 5 | 11 | 0 | 0 | 0 | 8 | |
| Total Non-Trial Dispositions | 77 | 0 | 1 | 5 | 8 | 70 | 5 | 11 | 0 | 0 | 0 | 8 | |
| Total Trial Dispositions | - | - | - | - | - | - | - | - | - | - | - | - | |
| Other Manner of Disposition | 0 | 0 | 0 | 0 | 0 | 0 | 0 | 0 | 0 | 0 | 0 | 0 | |

^c Includes administrative case closures.

Source: Uniform System for Judicial Records, Nevada AOC, Research and Statistics Unit.

Table B5-2. Criminal Caseload Processed by Justice Courts in Nevada, Fiscal Year 2017.

| Justice Court, Criminal Caseload, Gross Misdemeanor (5 of 6) | | Crimes Against Persons, Gross Misdemeanor | Domestic Violence, Gross Misdemeanor | Elder Abuse, Gross Misdemeanor | Child Abuse & Neglect, Gross Misdemeanor | Protection Order Violation, Gross Misdemeanor | Crimes Against Property, Gross Misdemeanor | Drugs, Gross Misdemeanor | Weapons, Gross Misdemeanor | Motor Vehicle - Other, Gross Misdemeanor | Public Order, Gross Misdemeanor | Other, Gross Misdemeanor | | |
|---|---|--|---|-----------------------------------|---|--|---|-----------------------------|-------------------------------|---|------------------------------------|-----------------------------|------------|------------|
| 8th Judicial District Cont. | Clark County Cont. | Las Vegas Justice Court | New Filings (cases) | 439 | 0 | 15 | 21 | 8 | 745 | 38 | 156 | 3 | 3 | 106 |
| | | Reopened (cases) | 71 | 0 | 4 | 11 | 0 | 186 | 8 | 51 | 0 | 0 | 7 | |
| | | Charges | 737 | 0 | 34 | 49 | 9 | 1,757 | 105 | 359 | 3 | 23 | 363 | |
| | | Grand Total Dispositions^d | 423 | 0 | 7 | 26 | 8 | 639 | 36 | 160 | 2 | 5 | 100 | |
| | | Total Non-Trial Dispositions | 359 | 0 | 7 | 21 | 8 | 561 | 33 | 149 | 2 | 5 | 91 | |
| | | Total Trial Dispositions | - | - | - | - | - | - | - | - | - | - | - | |
| | | Other Manner of Disposition | 64 | 0 | 0 | 5 | 0 | 78 | 3 | 11 | 0 | 0 | 9 | |
| | | Laughlin Justice Court | New Filings (cases) | 6 | 0 | 0 | 0 | 1 | 5 | 0 | 1 | 0 | 0 | 1 |
| | | Reopened (cases) | 1 | 0 | 0 | 0 | 1 | 2 | 0 | 0 | 0 | 0 | 0 | |
| | | Charges | 7 | 0 | 0 | 0 | 1 | 10 | 2 | 4 | 0 | 0 | 1 | |
| | Grand Total Dispositions | 12 | 0 | 0 | 0 | 2 | 6 | 1 | 8 | 0 | 0 | 0 | | |
| | Total Non-Trial Dispositions | 12 | 0 | 0 | 0 | 2 | 6 | 1 | 8 | 0 | 0 | 0 | | |
| | Total Trial Dispositions | - | - | - | - | - | - | - | - | - | - | - | | |
| | Other Manner of Disposition | 0 | 0 | 0 | 0 | 0 | 0 | 0 | 0 | 0 | 0 | 0 | | |
| | Mesquite Justice Court | New Filings (cases) | 4 | 0 | 0 | 0 | 0 | 2 | 0 | 1 | 0 | 0 | 0 | |
| | Reopened (cases) | 0 | 0 | 0 | 0 | 0 | 0 | 0 | 0 | 0 | 0 | 0 | | |
| | Charges | 10 | 0 | 0 | 0 | 0 | 6 | 0 | 2 | 0 | 0 | 1 | | |
| | Grand Total Dispositions^c | 4 | 0 | 0 | 0 | 0 | 4 | 0 | 0 | 0 | 0 | 0 | | |
| | Total Non-Trial Dispositions | 4 | 0 | 0 | 0 | 0 | 4 | 0 | 0 | 0 | 0 | 0 | | |
| | Total Trial Dispositions | - | - | - | - | - | - | - | - | - | - | - | | |
| | Other Manner of Disposition | 0 | 0 | 0 | 0 | 0 | 0 | 0 | 0 | 0 | 0 | 0 | | |
| | Moapa Justice Court | New Filings (cases) | 1 | 0 | 0 | 0 | 0 | 1 | 0 | 0 | 0 | 0 | 0 | |
| | Reopened (cases) | 0 | 0 | 0 | 0 | 0 | 0 | 0 | 0 | 0 | 0 | 0 | | |
| | Charges | 1 | 0 | 0 | 0 | 0 | 5 | 0 | 0 | 0 | 0 | 0 | | |
| | Grand Total Dispositions | 1 | 0 | 0 | 0 | 0 | 1 | 0 | 0 | 0 | 0 | 0 | | |
| | Total Non-Trial Dispositions | 1 | 0 | 0 | 0 | 0 | 1 | 0 | 0 | 0 | 0 | 0 | | |
| | Total Trial Dispositions | - | - | - | - | - | - | - | - | - | - | - | | |
| | Other Manner of Disposition | 0 | 0 | 0 | 0 | 0 | 0 | 0 | 0 | 0 | 0 | 0 | | |
| Moapa Valley Justice Court | New Filings (cases) | 1 | 0 | 0 | 0 | 0 | 1 | 0 | 0 | 0 | 0 | 1 | | |
| Reopened (cases) | 0 | 0 | 0 | 0 | 0 | 0 | 0 | 0 | 0 | 0 | 0 | | | |
| Charges | 1 | 0 | 0 | 0 | 0 | 4 | 0 | 0 | 0 | 0 | 2 | | | |
| Grand Total Dispositions | 4 | 0 | 0 | 0 | 0 | 0 | 0 | 0 | 0 | 0 | 0 | | | |
| Total Non-Trial Dispositions | 4 | 0 | 0 | 0 | 0 | 0 | 0 | 0 | 0 | 0 | 0 | | | |
| Total Trial Dispositions | - | - | - | - | - | - | - | - | - | - | - | | | |
| Other Manner of Disposition | 0 | 0 | 0 | 0 | 0 | 0 | 0 | 0 | 0 | 0 | 0 | | | |
| North Las Vegas Justice Court | New Filings (cases) | 73 | 0 | 2 | 9 | 1 | 81 | 0 | 20 | 0 | 0 | 11 | | |
| Reopened (cases) | 0 | 0 | 0 | 0 | 0 | 0 | 0 | 0 | 1 | 0 | 0 | | | |
| Charges | 158 | 0 | 12 | 17 | 1 | 224 | 5 | 34 | 0 | 1 | 17 | | | |
| Grand Total Dispositions | 70 | 0 | 4 | 8 | 2 | 82 | 0 | 24 | 0 | 0 | 11 | | | |
| Total Non-Trial Dispositions | 69 | 0 | 4 | 8 | 2 | 82 | 0 | 24 | 0 | 0 | 11 | | | |
| Total Trial Dispositions | - | - | - | - | - | - | - | - | - | - | - | | | |
| Other Manner of Disposition | 1 | 0 | 0 | 0 | 0 | 0 | 0 | 0 | 0 | 0 | 0 | | | |
| Searchlight Justice Court | New Filings (cases) | 0 | 0 | 0 | 1 | 0 | 0 | 0 | 0 | 0 | 0 | 1 | | |
| Reopened (cases) | 0 | 0 | 0 | 0 | 0 | 0 | 0 | 0 | 0 | 0 | 0 | | | |
| Charges | 0 | 0 | 0 | 1 | 0 | 0 | 0 | 0 | 0 | 0 | 1 | | | |
| Grand Total Dispositions | 0 | 0 | 0 | 0 | 0 | 0 | 0 | 0 | 0 | 0 | 0 | | | |
| Total Non-Trial Dispositions | 0 | 0 | 0 | 0 | 0 | 0 | 0 | 0 | 0 | 0 | 0 | | | |
| Total Trial Dispositions | - | - | - | - | - | - | - | - | - | - | - | | | |
| Other Manner of Disposition | 0 | 0 | 0 | 0 | 0 | 0 | 0 | 0 | 0 | 0 | 0 | | | |

^c Includes administrative case closures.

^d Reported dispositions exclude 447 administrative closures of older gross misdemeanor cases. To provide a better representation of current cases addressed by the court this fiscal year, these administrative closures were omitted from this table but are noted here for general information.

Source: Uniform System for Judicial Records, Nevada AOC, Research and Statistics Unit.

Table B5-2. Criminal Caseload Processed by Justice Courts in Nevada, Fiscal Year 2017.

| Justice Court, Criminal Caseload, Gross Misdemeanor (6 of 6) | | | | Crimes Against Persons, Gross Misdemeanor | Domestic Violence, Gross Misdemeanor | Elder Abuse, Gross Misdemeanor | Child Abuse & Neglect, Gross Misdemeanor | Protection Order Violation, Gross Misdemeanor | Crimes Against Property, Gross Misdemeanor | Drugs, Gross Misdemeanor | Weapons, Gross Misdemeanor | Motor Vehicle - Other, Gross Misdemeanor | Public Order, Gross Misdemeanor | Other, Gross Misdemeanor | |
|---|-----------------------------|---------------------------------------|------------------------------|--|---|-----------------------------------|---|--|---|-----------------------------|-------------------------------|---|------------------------------------|-----------------------------|----|
| 9th Judicial District | Douglas County | East Fork Justice Court | New Filings (cases) | 6 | 0 | 3 | 3 | 2 | 8 | 6 | 1 | 7 | 0 | 3 | |
| | | | Reopened (cases) | 0 | 0 | 0 | 1 | 1 | 0 | 0 | 0 | 0 | 0 | 0 | 0 |
| | | | Charges | 16 | 0 | 6 | 3 | 3 | 12 | 11 | 2 | 7 | 0 | 0 | 11 |
| | | | Grand Total Dispositions | 6 | 0 | 2 | 5 | 3 | 9 | 5 | 1 | 7 | 0 | 0 | 3 |
| | | | Total Non-Trial Dispositions | 4 | 0 | 1 | 2 | 0 | 5 | 4 | 1 | 1 | 0 | 0 | 2 |
| | | | Total Trial Dispositions | - | - | - | - | - | - | - | - | - | - | - | - |
| | | Other Manner of Disposition | 2 | 0 | 1 | 3 | 3 | 4 | 1 | 0 | 6 | 0 | 0 | 1 | |
| | | Tahoe Justice Court | New Filings (cases) | 3 | 0 | 0 | 1 | 0 | 4 | 2 | 1 | 1 | 1 | 2 | 1 |
| | | | Reopened (cases) | 0 | 0 | 0 | 0 | 0 | 0 | 0 | 0 | 0 | 0 | 0 | 0 |
| | | | Charges | 3 | 0 | 0 | 5 | 0 | 5 | 3 | 1 | 1 | 3 | 4 | |
| Grand Total Dispositions | 5 | | 0 | 0 | 0 | 0 | 2 | 3 | 0 | 0 | 3 | 2 | | | |
| Total Non-Trial Dispositions | 5 | 0 | 0 | 0 | 0 | 2 | 3 | 0 | 0 | 3 | 2 | | | | |
| Total Trial Dispositions | - | - | - | - | - | - | - | - | - | - | - | - | | | |
| Other Manner of Disposition | 0 | 0 | 0 | 0 | 0 | 0 | 0 | 0 | 0 | 0 | 0 | 0 | | | |
| 10th Judicial District | Churchill County | New River Justice Court | New Filings (cases) | 8 | 0 | 0 | 3 | 3 | 17 | 1 | 0 | 0 | 0 | 6 | |
| | | | Reopened (cases) | 0 | 0 | 0 | 0 | 0 | 0 | 0 | 0 | 0 | 0 | 0 | |
| | | | Charges | 10 | 0 | 0 | 6 | 5 | 30 | 4 | 5 | 0 | 0 | 16 | |
| | | | Grand Total Dispositions | 5 | 0 | 0 | 6 | 2 | 14 | 1 | 1 | 0 | 0 | 3 | |
| | | | Total Non-Trial Dispositions | 5 | 0 | 0 | 6 | 2 | 14 | 1 | 1 | 0 | 0 | 3 | |
| | | | Total Trial Dispositions | - | - | - | - | - | - | - | - | - | - | - | - |
| Other Manner of Disposition | 0 | 0 | 0 | 0 | 0 | 0 | 0 | 0 | 0 | 0 | 0 | 0 | | | |
| 11th Judicial District | Lander County | Argenta Justice Court | New Filings (cases) | 5 | 0 | 0 | 1 | 0 | 2 | 0 | 1 | 0 | 0 | 1 | |
| | | | Reopened (cases) | 0 | 0 | 0 | 0 | 0 | 0 | 0 | 0 | 0 | 0 | 0 | |
| | | | Charges | 9 | 0 | 1 | 1 | 0 | 10 | 0 | 2 | 0 | 0 | 3 | |
| | | | Grand Total Dispositions | 5 | 0 | 0 | 1 | 0 | 2 | 0 | 1 | 0 | 0 | 0 | |
| | | | Total Non-Trial Dispositions | 5 | 0 | 0 | 1 | 0 | 2 | 0 | 1 | 0 | 0 | 0 | |
| | | | Total Trial Dispositions | - | - | - | - | - | - | - | - | - | - | - | |
| | Other Manner of Disposition | 0 | 0 | 0 | 0 | 0 | 0 | 0 | 0 | 0 | 0 | 0 | | | |
| | Austin Justice Court | New Filings (cases) | 0 | 0 | 0 | 0 | 0 | 0 | 0 | 1 | 0 | 0 | 0 | 2 | |
| | | Reopened (cases) | 0 | 0 | 0 | 0 | 0 | 0 | 0 | 0 | 0 | 0 | 0 | | |
| | | Charges | 0 | 0 | 0 | 0 | 0 | 0 | 1 | 0 | 0 | 0 | 2 | | |
| | | Grand Total Dispositions | 0 | 0 | 0 | 0 | 0 | 0 | 1 | 0 | 0 | 0 | 2 | | |
| | | Total Non-Trial Dispositions | 0 | 0 | 0 | 0 | 0 | 0 | 1 | 0 | 0 | 0 | 2 | | |
| Total Trial Dispositions | | - | - | - | - | - | - | - | - | - | - | - | | | |
| Other Manner of Disposition | 0 | 0 | 0 | 0 | 0 | 0 | 0 | 0 | 0 | 0 | 0 | | | | |
| Mineral County | Hawthorne Justice Court | New Filings (cases) | 9 | 0 | 1 | 4 | 0 | 1 | 2 | 1 | 0 | 0 | 1 | | |
| | | Reopened (cases) | 0 | 0 | 0 | 0 | 0 | 0 | 0 | 0 | 0 | 0 | 0 | | |
| | | Charges | 13 | 0 | 2 | 5 | 0 | 2 | 3 | 4 | 0 | 0 | 5 | | |
| | | Grand Total Dispositions ⁱ | 4 | 0 | 0 | 3 | 0 | 0 | 1 | 0 | 0 | 0 | 0 | | |
| | | Total Non-Trial Dispositions | 4 | 0 | 0 | 3 | 0 | 0 | 1 | 0 | 0 | 0 | 0 | | |
| | | Total Trial Dispositions | - | - | - | - | - | - | - | - | - | - | - | | |
| Other Manner of Disposition | 0 | 0 | 0 | 0 | 0 | 0 | 0 | 0 | 0 | 0 | 0 | | | | |
| Pershing County | Lake Justice Court | New Filings (cases) | 6 | 0 | 2 | 0 | 0 | 1 | 0 | 1 | 0 | 0 | 0 | | |
| | | Reopened (cases) | 0 | 0 | 0 | 0 | 0 | 0 | 0 | 0 | 0 | 0 | 0 | | |
| | | Charges | 9 | 0 | 2 | 0 | 0 | 2 | 12 | 1 | 0 | 0 | 2 | | |
| | | Grand Total Dispositions | 5 | 0 | 1 | 0 | 0 | 1 | 0 | 0 | 0 | 0 | 0 | | |
| | | Total Non-Trial Dispositions | 5 | 0 | 1 | 0 | 0 | 1 | 0 | 0 | 0 | 0 | 0 | | |
| | | Total Trial Dispositions | - | - | - | - | - | - | - | - | - | - | - | | |
| Other Manner of Disposition | 0 | 0 | 0 | 0 | 0 | 0 | 0 | 0 | 0 | 0 | 0 | | | | |

ⁱ Incomplete

Source: Uniform System for Judicial Records, Nevada AOC, Research and Statistics Unit.

Table B5-2. Criminal Caseload Processed by Justice Courts in Nevada, Fiscal Year 2017.

| Justice Court, Criminal Caseload, Misdemeanor (1 of 6) | | | Crimes Against Persons, Misdemeanor | Domestic Violence, Misdemeanor | Elder Abuse, Misdemeanor | Protection Order Violation, Misdemeanor | Crimes Against Property, Misdemeanor | Drugs, Misdemeanor | Weapons, Misdemeanor | Public Order, Misdemeanor | Other Non-Traffic, Misdemeanor | Motor Vehicle - DUI, Misdemeanor | Motor Vehicle - Reckless, Misdemeanor | Traffic, Misdemeanor | Parking |
|--|--------------------------------------|---------------------------------|-------------------------------------|--------------------------------|--------------------------|---|--------------------------------------|--------------------|----------------------|---------------------------|--------------------------------|----------------------------------|---------------------------------------|----------------------|--------------|
| Totals^a | Nevada Justice Courts | New Filings (cases) | 3,056 | 5,157 | 2 | 16 | 10,110 | 5,208 | 134 | 4,981 | 7,031 | 5,179 | 1,171 | 289,202 | 4,405 |
| | | Reopened (cases) | 246 | 1,002 | 0 | 1 | 844 | 517 | 9 | 398 | 295 | 808 | 30 | 1,367 | 1 |
| | | Charges | 3,665 | 6,610 | 3 | 31 | 11,521 | 7,503 | 221 | 6,166 | 10,552 | 6,123 | 1,402 | 372,898 | 4,754 |
| | | Grand Total Dispositions | 3,025 | 5,081 | 0 | 17 | 10,594 | 5,891 | 133 | 4,537 | 7,009 | 5,554 | 1,025 | 275,767 | 2,241 |
| | | Total Non-Trial Dispositions | 2,750 | 4,518 | 0 | 15 | 10,221 | 5,525 | 130 | 4,403 | 6,238 | 4,928 | 973 | 274,476 | 2,233 |
| | | Total Trial Dispositions | 80 | 163 | 0 | 1 | 34 | 25 | 0 | 14 | 57 | 62 | 9 | 396 | 5 |
| | Other Manner of Disposition | 195 | 400 | 0 | 1 | 339 | 341 | 3 | 120 | 714 | 564 | 43 | 895 | 3 | |
| 1st Judicial District | Carson City Justice Court | New Filings (cases) | 90 | 228 | 0 | 0 | 326 | 269 | 2 | 108 | 182 | 322 | 33 | 8,901 | 74 |
| | | Reopened (cases) | 0 | 1 | 0 | 0 | 0 | 1 | 0 | 0 | 1 | 2 | 0 | 2 | 0 |
| | | Charges | 126 | 276 | 0 | 0 | 447 | 721 | 12 | 190 | 268 | 444 | 46 | 11,659 | 84 |
| | | Grand Total Dispositions | 62 | 152 | 0 | 0 | 267 | 237 | 3 | 86 | 178 | 145 | 28 | 8,752 | 72 |
| | | Total Non-Trial Dispositions | 61 | 135 | 0 | 0 | 264 | 235 | 3 | 85 | 178 | 137 | 28 | 8,728 | 68 |
| | Total Trial Dispositions | 0 | 17 | 0 | 0 | 1 | 2 | 0 | 1 | 0 | 4 | 0 | 20 | 2 | |
| | Other Manner of Disposition | 1 | 0 | 0 | 0 | 2 | 0 | 0 | 0 | 0 | 4 | 0 | 4 | 2 | |
| | Storey County Justice Court | New Filings (cases) | 14 | 17 | 0 | 0 | 12 | 25 | 0 | 14 | 15 | 19 | 8 | 967 | 31 |
| | | Reopened (cases) | 0 | 0 | 0 | 0 | 0 | 1 | 0 | 0 | 0 | 0 | 0 | 1 | 0 |
| | | Charges | 15 | 17 | 0 | 0 | 13 | 35 | 1 | 19 | 17 | 21 | 9 | 1,262 | 32 |
| Grand Total Dispositions | | 12 | 18 | 0 | 0 | 13 | 20 | 1 | 14 | 17 | 17 | 5 | 932 | 34 | |
| Total Non-Trial Dispositions | | 12 | 17 | 0 | 0 | 13 | 20 | 1 | 14 | 16 | 16 | 5 | 912 | 34 | |
| Total Trial Dispositions | 0 | 1 | 0 | 0 | 0 | 0 | 0 | 0 | 1 | 1 | 0 | 18 | 0 | | |
| Other Manner of Disposition | 0 | 0 | 0 | 0 | 0 | 0 | 0 | 0 | 0 | 0 | 0 | 2 | 0 | | |
| 2nd Judicial District | Incline Village Justice Court | New Filings (cases) | 9 | 7 | 0 | 0 | 25 | 19 | 0 | 12 | 23 | 82 | 5 | 1,156 | 656 |
| | | Reopened (cases) | 0 | 6 | 0 | 0 | 1 | 4 | 0 | 0 | 1 | 30 | 1 | 13 | 0 |
| | | Charges | 10 | 7 | 0 | 0 | 27 | 33 | 0 | 18 | 32 | 84 | 6 | 1,430 | 662 |
| | | Grand Total Dispositions | 9 | 13 | 0 | 0 | 31 | 26 | 0 | 6 | 22 | 100 | 6 | 1,080 | 536 |
| | | Total Non-Trial Dispositions | 9 | 7 | 0 | 0 | 31 | 22 | 0 | 6 | 21 | 70 | 5 | 1,068 | 536 |
| | | Total Trial Dispositions | 0 | 0 | 0 | 0 | 0 | 1 | 0 | 0 | 0 | 0 | 0 | 1 | 0 |
| | | Other Manner of Disposition | 0 | 6 | 0 | 0 | 0 | 3 | 0 | 0 | 1 | 30 | 1 | 11 | 0 |
| | Reno Justice Court | New Filings (cases) | 264 | 228 | 0 | 3 | 287 | 515 | 17 | 78 | 237 | 550 | 55 | 21,122 | 54 |
| | | Reopened (cases) | 56 | 153 | 0 | 1 | 115 | 163 | 3 | 15 | 72 | 235 | 5 | 194 | 0 |
| | | Charges | 311 | 258 | 0 | 9 | 356 | 702 | 31 | 109 | 328 | 652 | 85 | 26,504 | 64 |
| | | Grand Total Dispositions | 298 | 354 | 0 | 2 | 534 | 666 | 18 | 90 | 826 | 733 | 57 | 20,279 | 54 |
| | | Total Non-Trial Dispositions | 248 | 234 | 0 | 1 | 466 | 535 | 17 | 79 | 230 | 541 | 56 | 20,231 | 54 |
| | | Total Trial Dispositions | 3 | 7 | 0 | 0 | 3 | 2 | 0 | 1 | 1 | 4 | 0 | 7 | 0 |
| | | Other Manner of Disposition | 47 | 113 | 0 | 1 | 65 | 129 | 1 | 10 | 595 | 188 | 1 | 41 | 0 |
| | Sparks Justice Court | New Filings (cases) | 127 | 132 | 0 | 2 | 124 | 234 | 12 | 47 | 162 | 316 | 24 | 8,029 | 10 |
| | | Reopened (cases) | 42 | 76 | 0 | 0 | 40 | 101 | 2 | 12 | 35 | 117 | 2 | 520 | 0 |
| | | Charges | 152 | 149 | 0 | 3 | 156 | 309 | 15 | 58 | 197 | 371 | 41 | 10,535 | 14 |
| | | Grand Total Dispositions | 155 | 217 | 0 | 2 | 222 | 339 | 12 | 47 | 177 | 409 | 26 | 7,904 | 8 |
| | | Total Non-Trial Dispositions | 115 | 140 | 0 | 2 | 191 | 252 | 10 | 36 | 151 | 294 | 26 | 7,503 | 8 |
| | | Total Trial Dispositions | 4 | 5 | 0 | 0 | 1 | 0 | 0 | 0 | 1 | 6 | 0 | 4 | 0 |
| Other Manner of Disposition | | 36 | 72 | 0 | 0 | 30 | 87 | 2 | 11 | 25 | 109 | 0 | 397 | 0 | |
| Wadsworth Justice Court | New Filings (cases) | 1 | 5 | 0 | 0 | 4 | 13 | 1 | 2 | 10 | 13 | 7 | 2,480 | 0 | |
| | Reopened (cases) | 0 | 0 | 0 | 0 | 0 | 0 | 0 | 0 | 0 | 0 | 0 | 1 | 0 | |
| | Charges | 1 | 5 | 0 | 0 | 5 | 16 | 1 | 2 | 11 | 15 | 7 | 2,946 | 0 | |
| | Grand Total Dispositions | 1 | 0 | 0 | 0 | 3 | 26 | 2 | 6 | 12 | 16 | 7 | 2,683 | 0 | |
| | Total Non-Trial Dispositions | 1 | 0 | 0 | 0 | 3 | 26 | 2 | 6 | 12 | 16 | 7 | 2,682 | 0 | |
| | Total Trial Dispositions | 0 | 0 | 0 | 0 | 0 | 0 | 0 | 0 | 0 | 0 | 0 | 1 | 0 | |
| | Other Manner of Disposition | 0 | 0 | 0 | 0 | 0 | 0 | 0 | 0 | 0 | 0 | 0 | 0 | 0 | |

^a Totals reflect aggregate information from the Nevada Justice Courts. Information contained herein may reflect non-standard reporting and is noted by subsequent footnotes. Source: Uniform System for Judicial Records, Nevada AOC, Research and Statistics Unit.

Table B5-2. Criminal Caseload Processed by Justice Courts in Nevada, Fiscal Year 2017.

| Justice Court, Criminal Caseload, Misdemeanor (2 of 6) | | Crimes Against Persons, Misdemeanor | Domestic Violence, Misdemeanor | Elder Abuse, Misdemeanor | Protection Order Violation, Misdemeanor | Crimes Against Property, Misdemeanor | Drugs, Misdemeanor | Weapons, Misdemeanor | Public Order, Misdemeanor | Other Non-Traffic, Misdemeanor | Motor Vehicle - DUI, Misdemeanor | Motor Vehicle - Reckless, Misdemeanor | Traffic, Misdemeanor | Parking | | | | |
|--|------------------------------|-------------------------------------|--------------------------------|--------------------------|---|--------------------------------------|--------------------|----------------------|---------------------------|--------------------------------|----------------------------------|---------------------------------------|----------------------|---------|-------|----|---|---|
| 3rd Judicial District | Lyon County | Canal Justice Court | New Filings (cases) | 9 | 34 | 0 | 0 | 32 | 32 | 1 | 1 | 11 | 39 | 9 | 1,225 | 2 | | |
| | | Reopened (cases) | 0 | 1 | 0 | 0 | 0 | 0 | 1 | 0 | 0 | 0 | 0 | 0 | 0 | 0 | 0 | |
| | | Charges | 10 | 36 | 0 | 0 | 37 | 43 | 1 | 1 | 19 | 39 | 10 | 1,598 | 2 | 10 | 2 | |
| | | Grand Total Dispositions | 9 | 27 | 0 | 0 | 28 | 38 | 3 | 3 | 14 | 32 | 7 | 1,121 | 2 | 2 | 2 | |
| | | Total Non-Trial Dispositions | 9 | 26 | 0 | 0 | 28 | 36 | 3 | 3 | 14 | 32 | 7 | 1,113 | 2 | 2 | 2 | |
| | | Total Trial Dispositions | 0 | 1 | 0 | 0 | 0 | 2 | 0 | 0 | 0 | 0 | 0 | 8 | 0 | 0 | 0 | 0 |
| | | Other Manner of Disposition | 0 | 0 | 0 | 0 | 0 | 0 | 0 | 0 | 0 | 0 | 0 | 0 | 0 | 0 | 0 | 0 |
| | | Dayton Justice Court | New Filings (cases) | 22 | 41 | 0 | 1 | 29 | 23 | 3 | 15 | 49 | 77 | 13 | 2,927 | 2 | 2 | 2 |
| | | Reopened (cases) | 0 | 0 | 0 | 0 | 0 | 0 | 0 | 0 | 0 | 0 | 0 | 0 | 1 | 0 | 0 | 0 |
| | Charges | 24 | 47 | 0 | 1 | 36 | 31 | 3 | 23 | 69 | 85 | 17 | 3,722 | 3 | 17 | 3 | 3 | |
| | Grand Total Dispositions | 16 | 45 | 0 | 0 | 27 | 41 | 2 | 12 | 46 | 62 | 9 | 2,562 | 4 | 2 | 4 | 4 | |
| | Total Non-Trial Dispositions | 14 | 40 | 0 | 0 | 27 | 41 | 2 | 12 | 44 | 62 | 9 | 2,551 | 4 | 2 | 4 | 4 | |
| | Total Trial Dispositions | 2 | 5 | 0 | 0 | 0 | 0 | 0 | 0 | 1 | 0 | 0 | 4 | 0 | 0 | 0 | 0 | |
| | Other Manner of Disposition | 0 | 0 | 0 | 0 | 0 | 0 | 0 | 0 | 1 | 0 | 0 | 7 | 0 | 0 | 0 | 0 | |
| | Walker River Justice Court | New Filings (cases) | 20 | 55 | 0 | 0 | 39 | 38 | 0 | 43 | 104 | 27 | 6 | 1,540 | 1 | 1 | 1 | |
| Reopened (cases) | 0 | 0 | 0 | 0 | 0 | 1 | 0 | 0 | 1 | 0 | 0 | 0 | 2 | 0 | 0 | 0 | | |
| Charges | 33 | 57 | 0 | 0 | 43 | 48 | 0 | 54 | 125 | 30 | 9 | 1,865 | 2 | 9 | 2 | 2 | | |
| Grand Total Dispositions | 18 | 65 | 0 | 0 | 31 | 37 | 1 | 34 | 117 | 25 | 6 | 1,336 | 0 | 6 | 0 | 0 | | |
| Total Non-Trial Dispositions | 18 | 60 | 0 | 0 | 31 | 37 | 1 | 34 | 116 | 24 | 6 | 1,333 | 0 | 6 | 0 | 0 | | |
| Total Trial Dispositions | 0 | 5 | 0 | 0 | 0 | 0 | 0 | 0 | 1 | 1 | 0 | 3 | 0 | 0 | 0 | 0 | | |
| Other Manner of Disposition | 0 | 0 | 0 | 0 | 0 | 0 | 0 | 0 | 0 | 0 | 0 | 0 | 0 | 0 | 0 | 0 | | |
| 4th Judicial District | Elko County | Carlin Justice Court | New Filings (cases) | 13 | 3 | 0 | 0 | 11 | 22 | 0 | 5 | 9 | 16 | 1 | 359 | 6 | 6 | |
| | | Reopened (cases) | 0 | 0 | 0 | 0 | 0 | 0 | 0 | 0 | 0 | 0 | 0 | 0 | 0 | 0 | 0 | |
| | | Charges | 28 | 4 | 0 | 0 | 26 | 30 | 0 | 12 | 10 | 18 | 1 | 448 | 6 | 1 | 6 | |
| | | Grand Total Dispositions | 9 | 2 | 0 | 0 | 8 | 30 | 0 | 5 | 7 | 13 | 1 | 395 | 6 | 1 | 6 | |
| | | Total Non-Trial Dispositions | 8 | 2 | 0 | 0 | 8 | 29 | 0 | 5 | 7 | 12 | 1 | 385 | 6 | 1 | 6 | |
| | | Total Trial Dispositions | 1 | 0 | 0 | 0 | 0 | 1 | 0 | 0 | 0 | 0 | 0 | 5 | 0 | 0 | 0 | |
| | | Other Manner of Disposition | 0 | 0 | 0 | 0 | 0 | 0 | 0 | 0 | 0 | 1 | 0 | 5 | 0 | 0 | 0 | |
| | | Eastline Justice Court | New Filings (cases) | 37 | 18 | 0 | 2 | 13 | 23 | 1 | 3 | 3 | 3 | 1 | 665 | 1 | 1 | 1 |
| | | Reopened (cases) | 0 | 0 | 0 | 0 | 0 | 0 | 0 | 0 | 0 | 0 | 0 | 0 | 0 | 0 | 0 | 0 |
| | Charges | 55 | 18 | 0 | 2 | 15 | 35 | 2 | 26 | 3 | 3 | 2 | 832 | 1 | 2 | 1 | | |
| | Grand Total Dispositions | 34 | 12 | 0 | 1 | 13 | 16 | 0 | 4 | 1 | 3 | 1 | 597 | 1 | 1 | 1 | | |
| | Total Non-Trial Dispositions | 34 | 10 | 0 | 1 | 13 | 15 | 0 | 4 | 1 | 3 | 1 | 591 | 1 | 1 | 1 | | |
| | Total Trial Dispositions | 0 | 2 | 0 | 0 | 0 | 0 | 0 | 0 | 0 | 0 | 0 | 3 | 0 | 0 | 0 | | |
| | Other Manner of Disposition | 0 | 0 | 0 | 0 | 0 | 1 | 0 | 0 | 0 | 0 | 0 | 3 | 0 | 0 | 0 | | |
| | Elko Justice Court | New Filings (cases) | 142 | 56 | 0 | 1 | 188 | 142 | 6 | 71 | 126 | 91 | 10 | 4,730 | 2 | 2 | 2 | |
| | Reopened (cases) | 18 | 43 | 0 | 0 | 26 | 13 | 0 | 4 | 8 | 58 | 1 | 31 | 0 | 0 | 0 | | |
| | Charges | 156 | 113 | 0 | 1 | 250 | 243 | 11 | 196 | 184 | 124 | 18 | 5,887 | 6 | 6 | 6 | | |
| | Grand Total Dispositions | 161 | 59 | 0 | 0 | 172 | 126 | 6 | 58 | 111 | 129 | 14 | 4,446 | 2 | 2 | 2 | | |
| Total Non-Trial Dispositions | 143 | 39 | 0 | 0 | 154 | 115 | 6 | 54 | 101 | 89 | 11 | 4,366 | 1 | 1 | 1 | | | |
| Total Trial Dispositions | 8 | 10 | 0 | 0 | 4 | 0 | 0 | 2 | 5 | 4 | 3 | 26 | 0 | 0 | 0 | | | |
| Other Manner of Disposition | 10 | 10 | 0 | 0 | 14 | 11 | 0 | 2 | 5 | 36 | 0 | 54 | 1 | 1 | 1 | | | |
| Wells Justice Court | New Filings (cases) | 11 | 6 | 1 | 0 | 5 | 26 | 2 | 28 | 74 | 18 | 11 | 4,418 | 1 | 1 | 1 | | |
| Reopened (cases) ^b | - | - | - | - | - | - | - | - | - | - | - | - | - | - | - | - | | |
| Charges | 13 | 7 | 2 | 0 | 5 | 38 | 2 | 46 | 126 | 18 | 14 | 5,460 | 1 | 1 | 1 | | | |
| Grand Total Dispositions | 12 | 3 | 0 | 0 | 0 | 8 | 0 | 7 | 61 | 9 | 1 | 4,267 | 0 | 0 | 0 | | | |
| Total Non-Trial Dispositions | 0 | 1 | 0 | 0 | 0 | 1 | 0 | 3 | 54 | 3 | 0 | 4,147 | 0 | 0 | 0 | | | |
| Total Trial Dispositions | 10 | 2 | 0 | 0 | 0 | 7 | 0 | 4 | 7 | 6 | 1 | 120 | 0 | 0 | 0 | | | |
| Other Manner of Disposition | 2 | 0 | 0 | 0 | 0 | 0 | 0 | 0 | 0 | 0 | 0 | 0 | 0 | 0 | 0 | | | |

^b Reopen counts not reported.

Source: Uniform System for Judicial Records, Nevada AOC, Research and Statistics Unit.

Table B5-2. Criminal Caseload Processed by Justice Courts in Nevada, Fiscal Year 2017.

| Justice Court, Criminal Caseload, Misdemeanor (3 of 6) | | | | Crimes Against Persons, Misdemeanor | Domestic Violence, Misdemeanor | Elder Abuse, Misdemeanor | Protection Order Violation, Misdemeanor | Crimes Against Property, Misdemeanor | Drugs, Misdemeanor | Weapons, Misdemeanor | Public Order, Misdemeanor | Other Non-Traffic, Misdemeanor | Motor Vehicle - DUI, Misdemeanor | Motor Vehicle - Reckless, Misdemeanor | Traffic, Misdemeanor | Parking | | |
|--|------------------------------|-----------------------------|------------------------------|-------------------------------------|--------------------------------|--------------------------|---|--------------------------------------|--------------------|----------------------|---------------------------|--------------------------------|----------------------------------|---------------------------------------|----------------------|---------|-------|---|
| 5th Judicial District | Esmeralda County | Esmeralda Justice Court | New Filings (cases) | 0 | 4 | 1 | 0 | 0 | 0 | 0 | 0 | 0 | 2 | 0 | 3,964 | 0 | | |
| | | | Reopened (cases) | 0 | 0 | 0 | 0 | 0 | 0 | 0 | 0 | 0 | 0 | 0 | 0 | 0 | 0 | |
| | | | Charges | 0 | 4 | 1 | 0 | 0 | 0 | 0 | 0 | 0 | 0 | 0 | 7 | 0 | 4,492 | 0 |
| | | | Grand Total Dispositions | 0 | 0 | 0 | 0 | 0 | 0 | 0 | 0 | 0 | 0 | 0 | 1 | 0 | 3,942 | 0 |
| | | | Total Non-Trial Dispositions | 0 | 0 | 0 | 0 | 0 | 0 | 0 | 0 | 0 | 0 | 0 | 0 | 0 | 3,942 | 0 |
| | | | Total Trial Dispositions | 0 | 0 | 0 | 0 | 0 | 0 | 0 | 0 | 0 | 0 | 0 | 0 | 0 | 0 | 0 |
| | Other Manner of Disposition | 0 | 0 | 0 | 0 | 0 | 0 | 0 | 0 | 0 | 0 | 0 | 1 | 0 | 0 | 0 | | |
| | Nye County | Beatty Justice Court | New Filings (cases) | 5 | 10 | 0 | 0 | 11 | 6 | 1 | 2 | 9 | 5 | 4 | 1,315 | 0 | | |
| | | | Reopened (cases) | 0 | 0 | 0 | 0 | 0 | 0 | 0 | 0 | 0 | 0 | 0 | 0 | 0 | 0 | |
| | | | Charges | 5 | 11 | 0 | 0 | 11 | 7 | 1 | 2 | 22 | 5 | 4 | 1,479 | 0 | | |
| | | | Grand Total Dispositions | 10 | 11 | 0 | 0 | 11 | 10 | 0 | 0 | 10 | 9 | 3 | 1,382 | 1 | | |
| | | | Total Non-Trial Dispositions | 9 | 9 | 0 | 0 | 11 | 10 | 0 | 0 | 10 | 9 | 3 | 1,380 | 1 | | |
| | | | Total Trial Dispositions | 1 | 2 | 0 | 0 | 0 | 0 | 0 | 0 | 0 | 0 | 0 | 2 | 0 | | |
| | | Other Manner of Disposition | 0 | 0 | 0 | 0 | 0 | 0 | 0 | 0 | 0 | 0 | 0 | 0 | 0 | | | |
| | | Pahrump Justice Court | New Filings (cases) | 146 | 84 | 0 | 7 | 137 | 75 | 5 | 4 | 91 | 73 | 0 | 3,917 | 4 | | |
| | | | Reopened (cases) | 21 | 38 | 0 | 0 | 42 | 12 | 0 | 0 | 12 | 15 | 0 | 90 | 0 | | |
| | | | Charges | 179 | 95 | 0 | 15 | 219 | 161 | 7 | 6 | 320 | 96 | 0 | 5,045 | 8 | | |
| | | | Grand Total Dispositions | 162 | 107 | 0 | 11 | 208 | 143 | 5 | 9 | 101 | 93 | 0 | 4,300 | 7 | | |
| Total Non-Trial Dispositions | | | 135 | 77 | 0 | 11 | 179 | 126 | 5 | 9 | 80 | 76 | 0 | 4,180 | 7 | | | |
| Total Trial Dispositions | 12 | | 9 | 0 | 0 | 1 | 1 | 0 | 0 | 4 | 1 | 0 | 28 | 0 | | | | |
| Other Manner of Disposition | 15 | 21 | 0 | 0 | 28 | 16 | 0 | 0 | 17 | 16 | 0 | 92 | 0 | | | | | |
| Tonopah Justice Court | New Filings (cases) | 11 | 15 | 0 | 0 | 15 | 39 | 2 | 5 | 29 | 26 | 8 | 4,426 | 0 | | | | |
| | Reopened (cases) | 0 | 0 | 0 | 0 | 1 | 0 | 0 | 1 | 0 | 0 | 0 | 12 | 0 | | | | |
| | Charges | 13 | 16 | 0 | 0 | 15 | 52 | 5 | 5 | 35 | 30 | 9 | 4,969 | 0 | | | | |
| | Grand Total Dispositions | 9 | 10 | 0 | 0 | 13 | 35 | 0 | 6 | 27 | 25 | 6 | 3,863 | 0 | | | | |
| | Total Non-Trial Dispositions | 9 | 8 | 0 | 0 | 13 | 35 | 0 | 6 | 27 | 24 | 6 | 3,847 | 0 | | | | |
| | Total Trial Dispositions | 0 | 2 | 0 | 0 | 0 | 0 | 0 | 0 | 0 | 1 | 0 | 9 | 0 | | | | |
| Other Manner of Disposition | 0 | 0 | 0 | 0 | 0 | 0 | 0 | 0 | 0 | 0 | 0 | 7 | 0 | | | | | |
| 6th Judicial District | Humboldt County | Union Justice Court | New Filings (cases) | 68 | 58 | 0 | 0 | 156 | 129 | 4 | 64 | 147 | 57 | 36 | 7,155 | 10 | | |
| | | | Reopened (cases) | 0 | 0 | 0 | 0 | 0 | 2 | 0 | 0 | 2 | 0 | 0 | 8 | 0 | | |
| | | | Charges | 77 | 65 | 0 | 0 | 172 | 192 | 6 | 84 | 172 | 84 | 40 | 8,294 | 13 | | |
| | | | Grand Total Dispositions | 73 | 72 | 0 | 0 | 121 | 155 | 3 | 48 | 151 | 87 | 31 | 6,459 | 9 | | |
| | | | Total Non-Trial Dispositions | 73 | 69 | 0 | 0 | 116 | 151 | 3 | 48 | 149 | 85 | 31 | 6,445 | 9 | | |
| | | | Total Trial Dispositions | 0 | 3 | 0 | 0 | 1 | 2 | 0 | 0 | 0 | 2 | 0 | 14 | 0 | | |
| Other Manner of Disposition | 0 | 0 | 0 | 0 | 4 | 2 | 0 | 0 | 2 | 0 | 0 | 0 | 0 | | | | | |
| 7th Judicial District | Eureka County | Eureka Justice Court | New Filings (cases) | 3 | 4 | 0 | 0 | 1 | 3 | 2 | 8 | 13 | 4 | 1 | 635 | 0 | | |
| | | | Reopened (cases) | 0 | 0 | 0 | 0 | 0 | 0 | 0 | 0 | 0 | 0 | 0 | 0 | 0 | | |
| | | | Charges | 5 | 4 | 0 | 0 | 5 | 6 | 3 | 9 | 17 | 6 | 1 | 738 | 0 | | |
| | | | Grand Total Dispositions | 4 | 4 | 0 | 0 | 2 | 7 | 2 | 4 | 11 | 5 | 1 | 718 | 0 | | |
| | | | Total Non-Trial Dispositions | 4 | 4 | 0 | 0 | 2 | 7 | 2 | 4 | 11 | 4 | 1 | 716 | 0 | | |
| | | | Total Trial Dispositions | 0 | 0 | 0 | 0 | 0 | 0 | 0 | 0 | 0 | 1 | 0 | 2 | 0 | | |
| Other Manner of Disposition | 0 | 0 | 0 | 0 | 0 | 0 | 0 | 0 | 0 | 0 | 0 | 0 | 0 | | | | | |

Source: Uniform System for Judicial Records, Nevada AOC, Research and Statistics Unit.

Table B5-2. Criminal Caseload Processed by Justice Courts in Nevada, Fiscal Year 2017.

| Justice Court, Criminal Caseload, Misdemeanor (4 of 6) | | Crimes Against Persons, Misdemeanor | Domestic Violence, Misdemeanor | Elder Abuse, Misdemeanor | Protection Order Violation, Misdemeanor | Crimes Against Property, Misdemeanor | Drugs, Misdemeanor | Weapons, Misdemeanor | Public Order, Misdemeanor | Other Non-Traffic, Misdemeanor | Motor Vehicle - DUI, Misdemeanor | Motor Vehicle - Reckless, Misdemeanor | Traffic, Misdemeanor | Parking | | |
|--|--------------------------------|---------------------------------------|--------------------------------|--------------------------|---|--------------------------------------|--------------------|----------------------|---------------------------|--------------------------------|----------------------------------|---------------------------------------|----------------------|---------|-------|---|
| 7th Judicial District Cont. | Lincoln County | Meadow Valley Justice Court | New Filings (cases) | 5 | 7 | 0 | 0 | 6 | 8 | 2 | 8 | 28 | 5 | 0 | 884 | 0 |
| | | Reopened (cases) | 0 | 2 | 0 | 0 | 0 | 1 | 0 | 0 | 0 | 0 | 0 | 1 | 0 | |
| | | Charges | 8 | 10 | 0 | 0 | 8 | 14 | 2 | 12 | 33 | 10 | 0 | 939 | 0 | |
| | | Grand Total Dispositions | 3 | 8 | 0 | 0 | 4 | 8 | 2 | 7 | 20 | 6 | 0 | 855 | 0 | |
| | | Total Non-Trial Dispositions | 3 | 7 | 0 | 0 | 4 | 8 | 2 | 7 | 20 | 6 | 0 | 854 | 0 | |
| | | Total Trial Dispositions | 0 | 1 | 0 | 0 | 0 | 0 | 0 | 0 | 0 | 0 | 0 | 0 | 0 | |
| | Other Manner of Disposition | 0 | 0 | 0 | 0 | 0 | 0 | 0 | 0 | 0 | 0 | 0 | 1 | 0 | | |
| | Pahrnagat Valley Justice Court | New Filings (cases) | 1 | 2 | 0 | 0 | 15 | 8 | 0 | 4 | 13 | 7 | 4 | 2,775 | 0 | |
| | Reopened (cases) | 0 | 0 | 0 | 0 | 0 | 0 | 0 | 0 | 0 | 0 | 0 | 0 | 0 | | |
| | Charges | 1 | 2 | 0 | 0 | 15 | 14 | 1 | 4 | 16 | 15 | 5 | 0 | 2,964 | 0 | |
| | Grand Total Dispositions | 0 | 0 | 0 | 0 | 10 | 17 | 0 | 3 | 10 | 7 | 5 | 0 | 2,750 | 0 | |
| | Total Non-Trial Dispositions | 0 | 0 | 0 | 0 | 10 | 17 | 0 | 3 | 8 | 6 | 5 | 0 | 2,748 | 0 | |
| | Total Trial Dispositions | 0 | 0 | 0 | 0 | 0 | 0 | 0 | 0 | 0 | 0 | 0 | 0 | 0 | 0 | |
| | Other Manner of Disposition | 0 | 0 | 0 | 0 | 0 | 0 | 0 | 0 | 2 | 1 | 0 | 0 | 2 | 0 | |
| | White Pine County | Ely Justice Court | New Filings (cases) | 8 | 4 | 0 | 0 | 12 | 12 | 7 | 5 | 28 | 17 | 2 | 3,038 | 4 |
| | Reopened (cases) | 0 | 0 | 0 | 0 | 0 | 0 | 0 | 0 | 0 | 0 | 0 | 0 | 1 | 0 | |
| | Charges | 14 | 9 | 0 | 0 | 14 | 19 | 8 | 6 | 36 | 24 | 2 | 0 | 3,339 | 5 | |
| | Grand Total Dispositions | 7 | 6 | 0 | 0 | 18 | 18 | 7 | 3 | 35 | 18 | 2 | 0 | 2,857 | 3 | |
| Total Non-Trial Dispositions | 7 | 5 | 0 | 0 | 18 | 18 | 7 | 3 | 34 | 18 | 2 | 0 | 2,843 | 3 | | |
| Total Trial Dispositions | 0 | 1 | 0 | 0 | 0 | 0 | 0 | 0 | 1 | 0 | 0 | 0 | 11 | 0 | | |
| Other Manner of Disposition | 0 | 0 | 0 | 0 | 0 | 0 | 0 | 0 | 0 | 0 | 0 | 0 | 3 | 0 | | |
| 8th Judicial District | Clark County | Boulder Justice Court | New Filings (cases) | 0 | 2 | 0 | 0 | 2 | 5 | 0 | 1 | 7 | 7 | 6 | 913 | 0 |
| | | Reopened (cases) | 0 | 0 | 0 | 0 | 0 | 0 | 0 | 0 | 0 | 0 | 1 | 0 | 29 | 0 |
| | | Charges | 2 | 3 | 0 | 0 | 4 | 12 | 0 | 1 | 7 | 9 | 8 | 0 | 1,103 | 0 |
| | | Grand Total Dispositions ^c | 0 | 1 | 0 | 0 | 1 | 8 | 0 | 1 | 9 | 4 | 13 | 0 | 1,052 | 0 |
| | | Total Non-Trial Dispositions | 0 | 1 | 0 | 0 | 1 | 7 | 0 | 1 | 9 | 3 | 13 | 0 | 1,039 | 0 |
| | | Total Trial Dispositions | 0 | 0 | 0 | 0 | 0 | 1 | 0 | 0 | 0 | 1 | 0 | 0 | 13 | 0 |
| | Other Manner of Disposition | 0 | 0 | 0 | 0 | 0 | 0 | 0 | 0 | 0 | 0 | 0 | 0 | 0 | 0 | |
| | Bunkerville Justice Court | New Filings (cases) | 2 | 1 | 0 | 0 | 3 | 6 | 0 | 0 | 1 | 0 | 7 | 920 | 0 | |
| | Reopened (cases) | 0 | 0 | 0 | 0 | 0 | 0 | 0 | 0 | 0 | 0 | 0 | 0 | 6 | 0 | |
| | Charges | 2 | 1 | 0 | 0 | 3 | 8 | 0 | 0 | 1 | 1 | 8 | 0 | 1,058 | 0 | |
| | Grand Total Dispositions | 0 | 1 | 0 | 0 | 2 | 4 | 0 | 0 | 3 | 2 | 5 | 0 | 935 | 0 | |
| | Total Non-Trial Dispositions | 0 | 1 | 0 | 0 | 2 | 3 | 0 | 0 | 2 | 1 | 5 | 0 | 932 | 0 | |
| | Total Trial Dispositions | 0 | 0 | 0 | 0 | 0 | 0 | 0 | 0 | 1 | 0 | 0 | 0 | 3 | 0 | |
| | Other Manner of Disposition | 0 | 0 | 0 | 0 | 0 | 1 | 0 | 0 | 0 | 1 | 0 | 0 | 0 | 0 | |
| | Goodsprings Justice Court | New Filings (cases) | 10 | 14 | 0 | 0 | 29 | 76 | 1 | 3 | 28 | 19 | 55 | 7,877 | 12 | |
| | Reopened (cases) | 1 | 0 | 0 | 0 | 0 | 2 | 0 | 0 | 2 | 0 | 0 | 0 | 37 | 0 | |
| | Charges | 10 | 16 | 0 | 0 | 30 | 93 | 1 | 4 | 45 | 24 | 60 | 0 | 9,649 | 15 | |
| | Grand Total Dispositions | 8 | 16 | 0 | 0 | 18 | 74 | 0 | 2 | 33 | 19 | 42 | 0 | 8,608 | 8 | |
| Total Non-Trial Dispositions | 8 | 16 | 0 | 0 | 18 | 74 | 0 | 2 | 33 | 19 | 41 | 0 | 8,603 | 8 | | |
| Total Trial Dispositions | 0 | 0 | 0 | 0 | 0 | 0 | 0 | 0 | 0 | 0 | 1 | 0 | 5 | 0 | | |
| Other Manner of Disposition | 0 | 0 | 0 | 0 | 0 | 0 | 0 | 0 | 0 | 0 | 0 | 0 | 0 | 0 | | |
| Henderson Justice Court | New Filings (cases) | 42 | 1 | 0 | 0 | 57 | 46 | 4 | 14 | 167 | 98 | 40 | 5,579 | 27 | | |
| Reopened (cases) | 1 | 0 | 0 | 0 | 0 | 1 | 0 | 0 | 0 | 0 | 0 | 0 | 2 | 0 | | |
| Charges | 68 | 5 | 0 | 0 | 85 | 70 | 4 | 23 | 198 | 111 | 43 | 0 | 6,823 | 33 | | |
| Grand Total Dispositions | 45 | 4 | 0 | 1 | 176 | 64 | 7 | 14 | 173 | 84 | 38 | 0 | 5,336 | 35 | | |
| Total Non-Trial Dispositions | 45 | 4 | 0 | 0 | 176 | 64 | 7 | 14 | 173 | 84 | 38 | 0 | 5,332 | 35 | | |
| Total Trial Dispositions | 0 | 0 | 0 | 1 | 0 | 0 | 0 | 0 | 0 | 0 | 0 | 0 | 4 | 0 | | |
| Other Manner of Disposition | 0 | 0 | 0 | 0 | 0 | 0 | 0 | 0 | 0 | 0 | 0 | 0 | 0 | 0 | | |

^c Includes administrative case closures.

Source: Uniform System for Judicial Records, Nevada AOC, Research and Statistics Unit.

Table B5-2. Criminal Caseload Processed by Justice Courts in Nevada, Fiscal Year 2017.

| Justice Court, Criminal Caseload, Misdemeanor (5 of 6) | | Crimes Against Persons, Misdemeanor | Domestic Violence, Misdemeanor | Elder Abuse, Misdemeanor | Protection Order Violation, Misdemeanor | Crimes Against Property, Misdemeanor | Drugs, Misdemeanor | Weapons, Misdemeanor | Public Order, Misdemeanor | Other Non-Traffic, Misdemeanor | Motor Vehicle - DUI, Misdemeanor | Motor Vehicle - Reckless, Misdemeanor | Traffic, Misdemeanor | Parking | | |
|--|---|---|--------------------------------|--------------------------|---|--------------------------------------|--------------------|----------------------|---------------------------|--------------------------------|----------------------------------|---------------------------------------|----------------------|----------------|----------------|--------------|
| | | | | | | | | | | | | | | | | |
| 8th Judicial District Cont. | Clark County Cont. | Las Vegas Justice Court | New Filings (cases) | 1,721 | 3,656 | 0 | 0 | 7,806 | 2,815 | 42 | 4,133 | 4,871 | 2,759 | 716 | 145,839 | 2,726 |
| | | Reopened (cases) | 95 | 640 | 0 | 0 | 553 | 181 | 3 | 362 | 156 | 307 | 17 | 63 | 0 | |
| | | Charges | 2,002 | 4,817 | 0 | 0 | 8,613 | 3,560 | 65 | 4,845 | 7,439 | 3,189 | 839 | 198,142 | 2,992 | |
| | | Grand Total Dispositions^d | 1,666 | 3,431 | 0 | 0 | 7,851 | 3,150 | 49 | 3,820 | 4,328 | 2,977 | 609 | 142,392 | 661 | |
| | | Total Non-Trial Dispositions | 1,563 | 3,204 | 0 | 0 | 7,665 | 3,078 | 49 | 3,718 | 4,242 | 2,799 | 570 | 142,306 | 658 | |
| | | Total Trial Dispositions | 30 | 63 | 0 | 0 | 14 | 0 | 0 | 5 | 24 | 20 | 3 | 38 | 3 | |
| | | Other Manner of Disposition | 73 | 164 | 0 | 0 | 172 | 72 | 0 | 97 | 62 | 158 | 36 | 48 | 0 | |
| | | Laughlin Justice Court | New Filings (cases) | 53 | 77 | 0 | 0 | 225 | 36 | 1 | 38 | 45 | 27 | 17 | 6,138 | 420 |
| | | Reopened (cases) | 2 | 7 | 0 | 0 | 19 | 2 | 0 | 2 | 1 | 4 | 0 | 267 | 1 | |
| | | Charges | 57 | 90 | 0 | 0 | 245 | 46 | 1 | 48 | 64 | 30 | 17 | 7,979 | 424 | |
| | Grand Total Dispositions | 33 | 68 | 0 | 0 | 161 | 20 | 0 | 26 | 52 | 22 | 22 | 5,706 | 466 | | |
| | Total Non-Trial Dispositions | 33 | 68 | 0 | 0 | 161 | 20 | 0 | 26 | 52 | 22 | 22 | 5,706 | 466 | | |
| | Total Trial Dispositions | 0 | 0 | 0 | 0 | 0 | 0 | 0 | 0 | 0 | 0 | 0 | 0 | 0 | | |
| | Other Manner of Disposition | 0 | 0 | 0 | 0 | 0 | 0 | 0 | 0 | 0 | 0 | 0 | 0 | 0 | | |
| | Mesquite Justice Court | New Filings (cases) | 0 | 0 | 0 | 0 | 1 | 0 | 0 | 0 | 3 | 0 | 0 | 0 | 0 | |
| | Reopened (cases) | 0 | 0 | 0 | 0 | 0 | 0 | 0 | 0 | 0 | 0 | 0 | 0 | 0 | | |
| | Charges | 12 | 2 | 0 | 0 | 7 | 14 | 2 | 3 | 4 | 3 | 0 | 7 | 0 | | |
| | Grand Total Dispositions^c | 0 | 1 | 0 | 0 | 0 | 8 | 0 | 0 | 0 | 1 | 0 | 0 | 0 | | |
| | Total Non-Trial Dispositions | 0 | 1 | 0 | 0 | 0 | 8 | 0 | 0 | 0 | 1 | 0 | 0 | 0 | | |
| | Total Trial Dispositions | 0 | 0 | 0 | 0 | 0 | 0 | 0 | 0 | 0 | 0 | 0 | 0 | 0 | | |
| | Other Manner of Disposition | 0 | 0 | 0 | 0 | 0 | 0 | 0 | 0 | 0 | 0 | 0 | 0 | 0 | | |
| | Moapa Justice Court | New Filings (cases) | 4 | 1 | 0 | 0 | 10 | 4 | 1 | 0 | 5 | 3 | 5 | 917 | 0 | |
| | Reopened (cases) | 0 | 0 | 0 | 0 | 0 | 0 | 0 | 0 | 0 | 0 | 0 | 0 | 3 | 0 | |
| | Charges | 4 | 2 | 0 | 0 | 10 | 8 | 2 | 0 | 9 | 4 | 5 | 1,075 | 1 | | |
| | Grand Total Dispositions | 3 | 2 | 0 | 0 | 5 | 7 | 1 | 0 | 7 | 8 | 4 | 1,001 | 0 | | |
| | Total Non-Trial Dispositions | 3 | 2 | 0 | 0 | 5 | 7 | 1 | 0 | 7 | 8 | 4 | 1,001 | 0 | | |
| | Total Trial Dispositions | 0 | 0 | 0 | 0 | 0 | 0 | 0 | 0 | 0 | 0 | 0 | 0 | 0 | | |
| | Other Manner of Disposition | 0 | 0 | 0 | 0 | 0 | 0 | 0 | 0 | 0 | 0 | 0 | 0 | 0 | | |
| Moapa Valley Justice Court | New Filings (cases) | 6 | 19 | 0 | 0 | 21 | 10 | 0 | 1 | 27 | 6 | 3 | 603 | 3 | | |
| Reopened (cases) | 0 | 0 | 0 | 0 | 0 | 0 | 0 | 0 | 0 | 0 | 0 | 0 | 1 | 0 | | |
| Charges | 6 | 19 | 0 | 0 | 24 | 12 | 0 | 2 | 38 | 6 | 3 | 803 | 5 | | | |
| Grand Total Dispositions | 10 | 13 | 0 | 0 | 17 | 15 | 0 | 0 | 28 | 9 | 3 | 563 | 3 | | | |
| Total Non-Trial Dispositions | 8 | 7 | 0 | 0 | 16 | 12 | 0 | 0 | 27 | 7 | 3 | 559 | 3 | | | |
| Total Trial Dispositions | 2 | 6 | 0 | 0 | 1 | 3 | 0 | 0 | 1 | 2 | 0 | 4 | 0 | | | |
| Other Manner of Disposition | 0 | 0 | 0 | 0 | 0 | 0 | 0 | 0 | 0 | 0 | 0 | 0 | 0 | | | |
| North Las Vegas Justice Court | New Filings (cases) | 22 | 156 | 0 | 0 | 50 | 8 | 1 | 29 | 13 | 58 | 10 | 854 | 0 | | |
| Reopened (cases) | 0 | 0 | 0 | 0 | 0 | 0 | 0 | 0 | 0 | 2 | 0 | 5 | 0 | | | |
| Charges | 43 | 200 | 0 | 0 | 88 | 29 | 8 | 49 | 59 | 71 | 11 | 1,199 | 3 | | | |
| Grand Total Dispositions | 28 | 161 | 0 | 0 | 166 | 18 | 2 | 27 | 14 | 59 | 10 | 975 | 1 | | | |
| Total Non-Trial Dispositions | 28 | 160 | 0 | 0 | 166 | 18 | 2 | 27 | 14 | 59 | 10 | 975 | 1 | | | |
| Total Trial Dispositions | 0 | 1 | 0 | 0 | 0 | 0 | 0 | 0 | 0 | 0 | 0 | 2 | 0 | | | |
| Other Manner of Disposition | 0 | 0 | 0 | 0 | 0 | 0 | 0 | 0 | 0 | 0 | 0 | 0 | 0 | | | |
| Searchlight Justice Court | New Filings (cases) | 2 | 4 | 0 | 0 | 3 | 1 | 1 | 1 | 12 | 2 | 12 | 2,498 | 1 | | |
| Reopened (cases) | 0 | 0 | 0 | 0 | 0 | 0 | 0 | 0 | 0 | 0 | 1 | 3 | 0 | | | |
| Charges | 2 | 5 | 0 | 0 | 4 | 2 | 1 | 1 | 20 | 3 | 12 | 2,876 | 1 | | | |
| Grand Total Dispositions | 3 | 1 | 0 | 0 | 2 | 1 | 0 | 0 | 8 | 1 | 13 | 2,638 | 0 | | | |
| Total Non-Trial Dispositions | 3 | 1 | 0 | 0 | 2 | 1 | 0 | 0 | 8 | 1 | 13 | 2,638 | 0 | | | |
| Total Trial Dispositions | 0 | 0 | 0 | 0 | 0 | 0 | 0 | 0 | 0 | 0 | 0 | 1 | 0 | | | |
| Other Manner of Disposition | 0 | 0 | 0 | 0 | 0 | 0 | 0 | 0 | 0 | 0 | 0 | 0 | 0 | | | |

^c Includes administrative case closures.

^d Reported dispositions exclude 3,398 and 179 administrative closures of older misdemeanor and traffic/parking cases, respectively. To provide a better representation of current cases addressed by the court this fiscal year, these administrative closures were omitted from this table but are noted here for general information.

Source: Uniform System for Judicial Records, Nevada AOC, Research and Statistics Unit.

Table B5-2. Criminal Caseload Processed by Justice Courts in Nevada, Fiscal Year 2017.

| Justice Court, Criminal Caseload, Misdemeanor (6 of 6) | | | | Crimes Against Persons, Misdemeanor | Domestic Violence, Misdemeanor | Elder Abuse, Misdemeanor | Protection Order Violation, Misdemeanor | Crimes Against Property, Misdemeanor | Drugs, Misdemeanor | Weapons, Misdemeanor | Public Order, Misdemeanor | Other Non-Traffic, Misdemeanor | Motor Vehicle - DUI, Misdemeanor | Motor Vehicle - Reckless, Misdemeanor | Traffic, Misdemeanor | Parking |
|--|------------------------------|------------------------------|--------------------------|-------------------------------------|--------------------------------|--------------------------|---|--------------------------------------|--------------------|----------------------|---------------------------|--------------------------------|----------------------------------|---------------------------------------|----------------------|---------|
| 9th Judicial District | Douglas County | East Fork Justice Court | New Filings (cases) | 63 | 69 | 0 | 0 | 159 | 99 | 5 | 46 | 142 | 131 | 18 | 7,128 | 56 |
| | | | Reopened (cases) | 9 | 31 | 0 | 0 | 42 | 25 | 0 | 1 | 3 | 35 | 2 | 56 | 0 |
| | | | Charges | 72 | 83 | 0 | 0 | 187 | 161 | 7 | 73 | 176 | 140 | 21 | 8,425 | 64 |
| | | | Grand Total Dispositions | 72 | 99 | 0 | 0 | 188 | 140 | 3 | 44 | 129 | 158 | 23 | 6,897 | 52 |
| | | Total Non-Trial Dispositions | 56 | 79 | 0 | 0 | 162 | 120 | 3 | 44 | 121 | 137 | 17 | 6,813 | 52 | |
| | | Total Trial Dispositions | 5 | 6 | 0 | 0 | 2 | 2 | 0 | 0 | 4 | 3 | 1 | 13 | 0 | |
| | | Other Manner of Disposition | 11 | 14 | 0 | 0 | 24 | 18 | 0 | 0 | 4 | 18 | 5 | 71 | 0 | |
| | | Tahoe Justice Court | New Filings (cases) | 45 | 30 | 0 | 0 | 189 | 55 | 1 | 88 | 80 | 38 | 8 | 3,140 | 293 |
| | | | Reopened (cases) | 1 | 4 | 0 | 0 | 5 | 7 | 0 | 0 | 1 | 3 | 0 | 4 | 0 |
| | | | Charges | 51 | 32 | 0 | 0 | 206 | 93 | 2 | 112 | 90 | 40 | 8 | 3,699 | 298 |
| Grand Total Dispositions | 32 | | 21 | 0 | 0 | 175 | 62 | 0 | 77 | 84 | 40 | 9 | 3,147 | 271 | | |
| Total Non-Trial Dispositions | 32 | | 19 | 0 | 0 | 169 | 62 | 0 | 77 | 82 | 39 | 9 | 3,145 | 271 | | |
| Total Trial Dispositions | 0 | | 2 | 0 | 0 | 6 | 0 | 0 | 0 | 2 | 1 | 0 | 2 | 0 | | |
| Other Manner of Disposition | 0 | 0 | 0 | 0 | 0 | 0 | 0 | 0 | 0 | 0 | 0 | 0 | 0 | | | |
| 10th Judicial District | Churchill County | New River Justice Court | New Filings (cases) | 21 | 45 | 0 | 0 | 42 | 61 | 4 | 34 | 116 | 130 | 5 | 3,909 | 2 |
| | | | Reopened (cases) | 0 | 0 | 0 | 0 | 0 | 0 | 0 | 0 | 0 | 0 | 0 | 4 | 0 |
| | | | Charges | 23 | 48 | 0 | 0 | 47 | 97 | 4 | 37 | 135 | 130 | 5 | 4,776 | 4 |
| | | | Grand Total Dispositions | 14 | 31 | 0 | 0 | 50 | 79 | 1 | 29 | 90 | 129 | 3 | 3,253 | 0 |
| | | Total Non-Trial Dispositions | 13 | 23 | 0 | 0 | 50 | 79 | 1 | 29 | 89 | 126 | 3 | 3,237 | 0 | |
| | | Total Trial Dispositions | 1 | 8 | 0 | 0 | 0 | 0 | 0 | 0 | 1 | 2 | 0 | 16 | 0 | |
| Other Manner of Disposition | 0 | 0 | 0 | 0 | 0 | 0 | 0 | 0 | 0 | 1 | 0 | 0 | 0 | | | |
| 11th Judicial District | Lander County | Argenta Justice Court | New Filings (cases) | 21 | 11 | 0 | 0 | 16 | 27 | 1 | 16 | 46 | 19 | 4 | 1,715 | 2 |
| | | | Reopened (cases) | 0 | 0 | 0 | 0 | 0 | 0 | 0 | 1 | 0 | 0 | 0 | 0 | 0 |
| | | | Charges | 22 | 11 | 0 | 0 | 20 | 37 | 1 | 19 | 60 | 23 | 4 | 2,092 | 3 |
| | | | Grand Total Dispositions | 22 | 10 | 0 | 0 | 23 | 38 | 1 | 17 | 46 | 25 | 3 | 1,827 | 2 |
| | | Total Non-Trial Dispositions | 22 | 10 | 0 | 0 | 23 | 38 | 1 | 16 | 46 | 25 | 3 | 1,681 | 2 | |
| | | Total Trial Dispositions | 0 | 0 | 0 | 0 | 0 | 0 | 0 | 1 | 0 | 0 | 0 | 0 | 0 | |
| | | Other Manner of Disposition | 0 | 0 | 0 | 0 | 0 | 0 | 0 | 0 | 0 | 0 | 0 | 146 | 0 | |
| | | Austin Justice Court | New Filings (cases) | 1 | 0 | 0 | 0 | 2 | 1 | 1 | 0 | 1 | 3 | 1 | 922 | 0 |
| | Reopened (cases) | | 0 | 0 | 0 | 0 | 0 | 0 | 0 | 0 | 0 | 0 | 0 | 0 | 0 | |
| | Charges | | 1 | 0 | 0 | 0 | 5 | 5 | 1 | 0 | 1 | 6 | 1 | 989 | 0 | |
| | Grand Total Dispositions | | 0 | 0 | 0 | 0 | 0 | 7 | 1 | 0 | 6 | 1 | 2 | 905 | 0 | |
| | Total Non-Trial Dispositions | | 0 | 0 | 0 | 0 | 0 | 7 | 1 | 0 | 6 | 1 | 2 | 904 | 0 | |
| | Total Trial Dispositions | | 0 | 0 | 0 | 0 | 0 | 0 | 0 | 0 | 0 | 0 | 0 | 1 | 0 | |
| | Other Manner of Disposition | 0 | 0 | 0 | 0 | 0 | 0 | 0 | 0 | 0 | 0 | 0 | 0 | 0 | | |
| Mineral County | Hawthorne Justice Court | New Filings (cases) | 13 | 26 | 0 | 0 | 30 | 102 | 2 | 35 | 73 | 87 | 23 | 8,862 | 2 | |
| | | Reopened (cases) | 0 | 0 | 0 | 0 | 0 | 0 | 0 | 0 | 0 | 0 | 0 | 10 | 0 | |
| | | Charges | 24 | 35 | 0 | 0 | 49 | 224 | 8 | 48 | 125 | 114 | 27 | 10,423 | 4 | |
| | | Grand Total Dispositions | 7 | 8 | 0 | 0 | 10 | 33 | 1 | 11 | 19 | 34 | 9 | 3,294 | 0 | |
| | Total Non-Trial Dispositions | 7 | 6 | 0 | 0 | 10 | 31 | 1 | 11 | 19 | 34 | 9 | 3,293 | 0 | | |
| | Total Trial Dispositions | 0 | 2 | 0 | 0 | 0 | 1 | 0 | 0 | 0 | 0 | 0 | 0 | 0 | | |
| | Other Manner of Disposition | 0 | 0 | 0 | 0 | 0 | 1 | 0 | 0 | 0 | 0 | 0 | 1 | 0 | | |
| | Pershing County | Lake Justice Court | New Filings (cases) | 24 | 27 | 0 | 0 | 17 | 195 | 1 | 15 | 31 | 23 | 3 | 4,760 | 3 |
| Reopened (cases) | | | 0 | 0 | 0 | 0 | 0 | 0 | 0 | 0 | 0 | 0 | 0 | 0 | 0 | |
| Charges | | | 28 | 31 | 0 | 0 | 19 | 283 | 2 | 19 | 41 | 38 | 4 | 5,373 | 4 | |
| Grand Total Dispositions | | | 18 | 28 | 0 | 0 | 13 | 160 | 0 | 17 | 26 | 37 | 1 | 3,755 | 3 | |
| Total Non-Trial Dispositions | | | 17 | 26 | 0 | 0 | 13 | 160 | 0 | 17 | 24 | 35 | 1 | 3,747 | 3 | |
| Total Trial Dispositions | | | 1 | 2 | 0 | 0 | 0 | 0 | 0 | 0 | 2 | 2 | 0 | 8 | 0 | |
| Other Manner of Disposition | 0 | 0 | 0 | 0 | 0 | 0 | 0 | 0 | 0 | 0 | 0 | 0 | 0 | | | |

i Incomplete

Source: Uniform System for Judicial Records, Nevada AOC, Research and Statistics Unit.

Table B6-1. Civil Caseload Processed by Justice Courts in Nevada, Fiscal Year 2017.

| Justice Court, Civil Caseload, Aggregate (1 of 6) | | | Real Property | Tort | Contract | Contested Liens | Other Civil Matters | Small Claims | Protection Orders | Totals |
|---|-------------------------------|---|---------------|------|----------|-----------------|---------------------|--------------|-------------------|--------------------|
| Totals^a | Nevada Justice Courts | New Filings (cases) | 45,313 | 962 | 38,374 | 7 | 3,011 | 8,079 | 6,402 | 102,148 |
| | | Reopened (cases) | 8,327 | 27 | 1,228 | 0 | 824 | 611 | 571 | 11,588 |
| | | Grand Total Dispositions | 53,898 | 699 | 35,613 | 5 | 8,814 | 9,226 | 6,590 | 114,845 |
| | | Total Non-Trial Dispositions | 52,761 | 692 | 35,408 | 4 | 8,361 | 7,452 | 6,492 | 111,170 |
| | | Total Trial Dispositions | 773 | 3 | 28 | 1 | 149 | 1,569 | - | 2,523 |
| | Other Manner of Disposition | 364 | 4 | 177 | 0 | 304 | 205 | 98 | 1,152 | |
| 1st Judicial District | Carson City Justice Court | New Filings (cases) | 841 | 0 | 1,001 | 2 | 39 | 298 | 695 | 2,876 |
| | | Reopened (cases) | 1 | 0 | 0 | 0 | 0 | 0 | 1 | 2 |
| | | Grand Total Dispositions | 1,034 | 1 | 564 | 1 | 719 | 313 | 649 | 3,281 |
| | | Total Non-Trial Dispositions | 960 | 1 | 562 | 1 | 686 | 156 | 649 | 3,015 |
| | | Total Trial Dispositions | 74 | 0 | 2 | 0 | 1 | 157 | - | 234 |
| | Other Manner of Disposition | 0 | 0 | 0 | 0 | 32 | 0 | 0 | 32 | |
| | Storey County Justice Court | New Filings (cases) | 3 | 0 | 6 | 0 | 6 | 7 | 67 | 89 |
| | | Reopened (cases) | 0 | 0 | 0 | 0 | 0 | 0 | 0 | 0 |
| | | Grand Total Dispositions | 0 | 0 | 1 | 0 | 2 | 4 | 38 | 45 |
| | | Total Non-Trial Dispositions | 0 | 0 | 1 | 0 | 2 | 4 | 33 | 40 |
| Total Trial Dispositions | | 0 | 0 | 0 | 0 | 0 | 0 | - | 0 | |
| Other Manner of Disposition | 0 | 0 | 0 | 0 | 0 | 0 | 5 | 5 | | |
| 2nd Judicial District | Incline Village Justice Court | New Filings (cases) | 44 | 0 | 28 | 0 | 31 | 28 | 30 | 161 |
| | | Reopened (cases) | 0 | 0 | 2 | 0 | 0 | 3 | 15 | 20 |
| | | Grand Total Dispositions | 45 | 0 | 29 | 0 | 30 | 35 | 46 | 185 |
| | | Total Non-Trial Dispositions | 39 | 0 | 29 | 0 | 30 | 14 | 31 | 143 |
| | | Total Trial Dispositions | 6 | 0 | 0 | 0 | 0 | 19 | - | 25 |
| | Other Manner of Disposition | 0 | 0 | 0 | 0 | 0 | 2 | 15 | 17 | |
| | Reno Justice Court | New Filings (cases) | 2,325 | 51 | 3,406 | 2 | 166 | 1,265 | 775 | 7,990 |
| | | Reopened (cases) | 168 | 2 | 84 | 0 | 41 | 125 | 18 | 438 |
| | | Grand Total Dispositions | 2,288 | 39 | 2,412 | 1 | 284 | 1,158 | 766 | 6,948 |
| | | Total Non-Trial Dispositions | 1,934 | 37 | 2,335 | 0 | 132 | 976 | 764 | 6,178 |
| | | Total Trial Dispositions | 299 | 1 | 10 | 1 | 15 | 137 | - | 463 |
| | Other Manner of Disposition | 55 | 1 | 67 | 0 | 137 | 45 | 2 | 307 | |
| | Sparks Justice Court | New Filings (cases) | 871 | 6 | 2,135 | 0 | 445 | 538 | 106 | 4,101 |
| | | Reopened (cases) | 21 | 0 | 9 | 0 | 8 | 40 | 4 | 82 |
| | | Grand Total Dispositions^b | 904 | 7 | 1,916 | 0 | 1,982 | 1,045 | 100 | 5,954 ^b |
| | | Total Non-Trial Dispositions | 792 | 7 | 1,908 | 0 | 1,970 | 938 | 100 | 5,715 |
| | | Total Trial Dispositions | 99 | 0 | 6 | 0 | 3 | 94 | - | 202 |
| | Other Manner of Disposition | 13 | 0 | 2 | 0 | 9 | 13 | 0 | 37 | |
| | Wadsworth Justice Court | New Filings (cases) | 7 | 0 | 2 | 0 | 0 | 0 | 2 | 11 |
| | | Reopened (cases) | 0 | 0 | 0 | 0 | 0 | 0 | 0 | 0 |
| Grand Total Dispositions^b | | 8 | 0 | 2 | 0 | 0 | 11 | 2 | 23 ^b | |
| Total Non-Trial Dispositions | | 8 | 0 | 2 | 0 | 0 | 11 | 2 | 23 | |
| Total Trial Dispositions | | 0 | 0 | 0 | 0 | 0 | 0 | - | 0 | |
| Other Manner of Disposition | 0 | 0 | 0 | 0 | 0 | 0 | 0 | 0 | | |

^a Totals reflect aggregate information from the Nevada District Courts. Information contained herein may reflect non-standard reporting and is noted by subsequent footnotes.

^b Includes administrative case closures.

Source: Uniform System for Judicial Records, Nevada AOC, Research and Statistics Unit.

Table B6-1. Civil Caseload Processed by Justice Courts in Nevada, Fiscal Year 2017.

| Justice Court, Civil Caseload, Aggregate (2 of 6) | | Real Property | Tort | Contract | Contested Liens | Other Civil Matters | Small Claims | Protection Orders | Totals | | |
|---|--|---------------------------------|---------------------------------|------------|-----------------|---------------------|--------------|-------------------|------------------------|--------------|------------|
| 3rd Judicial District | Lyon County | Canal Justice Court | New Filings (cases) | 308 | 0 | 312 | 0 | 8 | 95 | 138 | 861 |
| | | | Reopened (cases) | 2 | 0 | 2 | 0 | 2 | 1 | 4 | 11 |
| | | | Grand Total Dispositions | 298 | 1 | 210 | 0 | 146 | 133 | 131 | 919 |
| | | | Total Non-Trial Dispositions | 292 | 1 | 210 | 0 | 145 | 53 | 130 | 831 |
| | | | Total Trial Dispositions | 6 | 0 | 0 | 0 | 0 | 80 | - | 86 |
| | | | Other Manner of Disposition | 0 | 0 | 0 | 0 | 1 | 0 | 1 | 2 |
| | | Dayton Justice Court | New Filings (cases) | 205 | 0 | 230 | 0 | 143 | 35 | 200 | 813 |
| | | | Reopened (cases) | 0 | 0 | 0 | 0 | 0 | 0 | 1 | 1 |
| | | | Grand Total Dispositions | 194 | 1 | 166 | 0 | 140 | 42 | 201 | 744 |
| | | Total Non-Trial Dispositions | 181 | 1 | 165 | 0 | 17 | 31 | 199 | 594 | |
| | | Total Trial Dispositions | 12 | 0 | 1 | 0 | 122 | 11 | - | 146 | |
| | | Other Manner of Disposition | 1 | 0 | 0 | 0 | 1 | 0 | 2 | 4 | |
| | Walker River Justice Court | New Filings (cases) | 114 | 0 | 54 | 0 | 151 | 48 | 158 | 525 | |
| | | Reopened (cases) | 0 | 0 | 0 | 0 | 1 | 0 | 0 | 1 | |
| | | Grand Total Dispositions | 114 | 0 | 40 | 0 | 138 | 54 | 159 | 505 | |
| | Total Non-Trial Dispositions | 114 | 0 | 39 | 0 | 133 | 37 | 159 | 482 | | |
| | Total Trial Dispositions | 0 | 0 | 1 | 0 | 5 | 17 | - | 23 | | |
| | Other Manner of Disposition | 0 | 0 | 0 | 0 | 0 | 0 | 0 | 0 | | |
| 4th Judicial District | Elko County | Carlin Justice Court | New Filings (cases) | 11 | 0 | 16 | 0 | 1 | 16 | 6 | 50 |
| | | | Reopened (cases) | 0 | 0 | 0 | 0 | 0 | 0 | 0 | 0 |
| | | | Grand Total Dispositions | 11 | 0 | 18 | 0 | 2 | 20 | 6 | 57 |
| | | | Total Non-Trial Dispositions | 7 | 0 | 18 | 0 | 2 | 19 | 6 | 52 |
| | | | Total Trial Dispositions | 3 | 0 | 0 | 0 | 0 | 1 | - | 4 |
| | | | Other Manner of Disposition | 1 | 0 | 0 | 0 | 0 | 0 | 0 | 1 |
| | | Eastline Justice Court | New Filings (cases) | 14 | 0 | 22 | 0 | 0 | 37 | 21 | 94 |
| | | | Reopened (cases) | 0 | 0 | 0 | 0 | 0 | 0 | 0 | 0 |
| | | | Grand Total Dispositions | 13 | 0 | 20 | 0 | 0 | 25 | 20 | 78 |
| | | Total Non-Trial Dispositions | 13 | 0 | 20 | 0 | 0 | 20 | 20 | 73 | |
| | | Total Trial Dispositions | 0 | 0 | 0 | 0 | 0 | 5 | - | 5 | |
| | | Other Manner of Disposition | 0 | 0 | 0 | 0 | 0 | 0 | 0 | 0 | |
| | Elko Justice Court | New Filings (cases) | 141 | 0 | 606 | 1 | 35 | 177 | 129 | 1,089 | |
| | | Reopened (cases) | 2 | 0 | 3 | 0 | 1 | 4 | 6 | 16 | |
| | | Grand Total Dispositions | 105 | 0 | 698 | 1 | 285 | 262 | 113 | 1,464 | |
| | | Total Non-Trial Dispositions | 38 | 0 | 678 | 1 | 278 | 243 | 111 | 1,349 | |
| | | Total Trial Dispositions | 1 | 0 | 0 | 0 | 0 | 7 | - | 8 | |
| | | Other Manner of Disposition | 66 | 0 | 20 | 0 | 7 | 12 | 2 | 107 | |
| Wells Justice Court | New Filings (cases) | 8 | 0 | 1 | 0 | 9 | 8 | 10 | 36 | | |
| | Reopened (cases) ^c | - | - | - | - | - | - | - | - ^c | | |
| | Grand Total Dispositions ^b | 4 | 0 | 3 | 0 | 23 | 35 | 12 | 77 ^b | | |
| | Total Non-Trial Dispositions | 2 | 0 | 3 | 0 | 0 | 0 | 12 | 17 | | |
| | Total Trial Dispositions | 0 | 0 | 0 | 0 | 0 | 1 | - | 1 | | |
| | Other Manner of Disposition | 2 | 0 | 0 | 0 | 23 | 34 | 0 | 59 | | |

^b Includes administrative case closures.

^c Reopen counts not reported.

Source: Uniform System for Judicial Records, Nevada AOC, Research and Statistics Unit.

Table B6-1. Civil Caseload Processed by Justice Courts in Nevada, Fiscal Year 2017.

| Justice Court, Civil Caseload, Aggregate (3 of 6) | | Real Property | Tort | Contract | Contested Liens | Other Civil Matters | Small Claims | Protection Orders | Totals | | |
|---|---------------------------------|-------------------------|---------------------------------|----------|-----------------|---------------------|--------------|-------------------|--------|-----|-----|
| 5th Judicial District | Esmeralda County | Esmeralda Justice Court | New Filings (cases) | 1 | 0 | 0 | 0 | 0 | 1 | 2 | 4 |
| | | | Reopened (cases) | 0 | 0 | 0 | 0 | 0 | 0 | 0 | 0 |
| | | | Grand Total Dispositions | 0 | 0 | 0 | 0 | 0 | 0 | 3 | 3 |
| | | | Total Non-Trial Dispositions | 0 | 0 | 0 | 0 | 0 | 0 | 3 | 3 |
| | | | Total Trial Dispositions | 0 | 0 | 0 | 0 | 0 | 0 | - | 0 |
| | | | Other Manner of Disposition | 0 | 0 | 0 | 0 | 0 | 0 | 0 | 0 |
| | Nye County | Beatty Justice Court | New Filings (cases) | 10 | 0 | 0 | 0 | 8 | 4 | 36 | 58 |
| | | | Reopened (cases) | 0 | 0 | 0 | 0 | 0 | 0 | 0 | 0 |
| | | | Grand Total Dispositions | 6 | 0 | 0 | 0 | 4 | 3 | 29 | 42 |
| | | | Total Non-Trial Dispositions | 3 | 0 | 0 | 0 | 0 | 2 | 10 | 15 |
| | | | Total Trial Dispositions | 0 | 0 | 0 | 0 | 0 | 0 | - | 0 |
| | | | Other Manner of Disposition | 3 | 0 | 0 | 0 | 4 | 1 | 19 | 27 |
| | | Pahrump Justice Court | New Filings (cases) | 162 | 1 | 208 | 0 | 4 | 57 | 335 | 767 |
| | | | Reopened (cases) | 12 | 0 | 1 | 0 | 0 | 0 | 2 | 15 |
| | | | Grand Total Dispositions | 173 | 0 | 166 | 0 | 3 | 56 | 337 | 735 |
| | | | Total Non-Trial Dispositions | 128 | 0 | 165 | 0 | 0 | 13 | 332 | 638 |
| | | | Total Trial Dispositions | 5 | 0 | 0 | 0 | 0 | 22 | - | 27 |
| | | | Other Manner of Disposition | 40 | 0 | 1 | 0 | 3 | 21 | 5 | 70 |
| Tonopah Justice Court | New Filings (cases) | 16 | 0 | 15 | 0 | 0 | 5 | 43 | 79 | | |
| | Reopened (cases) | 0 | 0 | 0 | 0 | 0 | 1 | 0 | 1 | | |
| | Grand Total Dispositions | 13 | 0 | 8 | 0 | 3 | 6 | 39 | 69 | | |
| | Total Non-Trial Dispositions | 13 | 0 | 8 | 0 | 3 | 6 | 39 | 69 | | |
| | Total Trial Dispositions | 0 | 0 | 0 | 0 | 0 | 0 | - | 0 | | |
| | Other Manner of Disposition | 0 | 0 | 0 | 0 | 0 | 0 | 0 | 0 | | |
| 6th Judicial District | Humboldt County | Union Justice Court | New Filings (cases) | 24 | 0 | 162 | 0 | 16 | 256 | 162 | 620 |
| | | | Reopened (cases) | 0 | 0 | 0 | 0 | 0 | 2 | 0 | 2 |
| | | | Grand Total Dispositions | 25 | 0 | 131 | 0 | 17 | 239 | 163 | 575 |
| | | | Total Non-Trial Dispositions | 20 | 0 | 130 | 0 | 17 | 228 | 163 | 558 |
| | | | Total Trial Dispositions | 4 | 0 | 1 | 0 | 0 | 8 | - | 13 |
| | | | Other Manner of Disposition | 1 | 0 | 0 | 0 | 0 | 3 | 0 | 4 |

Source: Uniform System for Judicial Records, Nevada AOC, Research and Statistics Unit.

Table B6-1. Civil Caseload Processed by Justice Courts in Nevada, Fiscal Year 2017.

| Justice Court, Civil Caseload, Aggregate (4 of 6) | | Real Property | Tort | Contract | Contested Liens | Other Civil Matters | Small Claims | Protection Orders | Totals | | |
|---|---------------------------------|---|---------------------------------|--------------|-----------------|---------------------|--------------|-------------------|--------------|-----------------------|-----------|
| 7th Judicial District | Eureka County | Eureka Justice Court | New Filings (cases) | 1 | 0 | 6 | 0 | 0 | 6 | 23 | 36 |
| | | | Reopened (cases) | 0 | 0 | 0 | 0 | 0 | 0 | 0 | 0 |
| | | | Grand Total Dispositions | 2 | 0 | 5 | 0 | 0 | 6 | 27 | 40 |
| | | | Total Non-Trial Dispositions | 1 | 0 | 5 | 0 | 0 | 5 | 27 | 38 |
| | | | Total Trial Dispositions | 0 | 0 | 0 | 0 | 0 | 1 | - | 1 |
| | | Other Manner of Disposition | 1 | 0 | 0 | 0 | 0 | 0 | 0 | 1 | |
| | Lincoln County | Meadow Valley Justice Court | New Filings (cases) | 5 | 0 | 5 | 0 | 8 | 3 | 30 | 51 |
| | | | Reopened (cases) | 0 | 0 | 0 | 0 | 0 | 0 | 7 | 7 |
| | | | Grand Total Dispositions | 4 | 0 | 0 | 0 | 7 | 4 | 36 | 51 |
| | | | Total Non-Trial Dispositions | 2 | 0 | 0 | 0 | 0 | 4 | 35 | 41 |
| | | | Total Trial Dispositions | 0 | 0 | 0 | 0 | 0 | 0 | - | 0 |
| | | Other Manner of Disposition | 2 | 0 | 0 | 0 | 7 | 0 | 1 | 10 | |
| | Pahrnagat Valley Justice Court | New Filings (cases) | 3 | 0 | 0 | 0 | 0 | 1 | 5 | 9 | |
| | | Reopened (cases) | 0 | 0 | 0 | 0 | 0 | 0 | 0 | 0 | |
| | | Grand Total Dispositions | 3 | 0 | 0 | 0 | 0 | 3 | 4 | 10 | |
| Total Non-Trial Dispositions | | 0 | 0 | 0 | 0 | 0 | 1 | 1 | 2 | | |
| Total Trial Dispositions | | 0 | 0 | 0 | 0 | 0 | 0 | - | 0 | | |
| | Other Manner of Disposition | 3 | 0 | 0 | 0 | 0 | 2 | 3 | 8 | | |
| White Pine County | Ely Justice Court | New Filings (cases) | 32 | 1 | 73 | 0 | 2 | 79 | 109 | 296 | |
| | | Reopened (cases) | 0 | 0 | 14 | 0 | 0 | 14 | 4 | 32 | |
| | | Grand Total Dispositions | 21 | 1 | 72 | 0 | 1 | 87 | 76 | 258 | |
| | | Total Non-Trial Dispositions | 15 | 1 | 70 | 0 | 0 | 56 | 76 | 218 | |
| | | Total Trial Dispositions | 3 | 0 | 0 | 0 | 0 | 20 | - | 23 | |
| | Other Manner of Disposition | 3 | 0 | 2 | 0 | 1 | 11 | 0 | 17 | | |
| 8th Judicial District | Boulder Justice Court | New Filings (cases) | 78 | 2 | 75 | 0 | 0 | 18 | 117 | 290 | |
| | | Reopened (cases) | 1 | 0 | 0 | 0 | 0 | 0 | 1 | 2 | |
| | | Grand Total Dispositions | 78 | 10 | 52 | 0 | 0 | 22 | 118 | 280 | |
| | | Total Non-Trial Dispositions | 71 | 10 | 52 | 0 | 0 | 11 | 118 | 262 | |
| | | Total Trial Dispositions | 7 | 0 | 0 | 0 | 0 | 11 | - | 18 | |
| | | Other Manner of Disposition | 0 | 0 | 0 | 0 | 0 | 0 | 0 | 0 | |
| | Bunkerville Justice Court | New Filings (cases) | 1 | 0 | 0 | 0 | 0 | 1 | 3 | 5 | |
| | | Reopened (cases) | 0 | 0 | 0 | 0 | 0 | 0 | 0 | 0 | |
| | | Grand Total Dispositions | 1 | 0 | 0 | 0 | 0 | 0 | 2 | 3 | |
| | | Total Non-Trial Dispositions | 0 | 0 | 0 | 0 | 0 | 0 | 2 | 2 | |
| | | Total Trial Dispositions | 0 | 0 | 0 | 0 | 0 | 0 | - | 0 | |
| | | Other Manner of Disposition | 1 | 0 | 0 | 0 | 0 | 0 | 0 | 1 | |
| | Goodsprings Justice Court | New Filings (cases) | 12 | 0 | 0 | 0 | 0 | 5 | 23 | 40 | |
| | | Reopened (cases) | 0 | 0 | 0 | 0 | 0 | 0 | 0 | 0 | |
| | | Grand Total Dispositions^b | 10 | 0 | 0 | 0 | 0 | 20 | 22 | 52^b | |
| Total Non-Trial Dispositions | | 9 | 0 | 0 | 0 | 0 | 19 | 19 | 47 | | |
| Total Trial Dispositions | | 1 | 0 | 0 | 0 | 0 | 1 | - | 2 | | |
| | Other Manner of Disposition | 0 | 0 | 0 | 0 | 0 | 3 | 3 | | | |
| Henderson Justice Court | New Filings (cases) | 2,532 | 49 | 2,803 | 0 | 60 | 263 | 501 | 6,208 | | |
| | Reopened (cases) | 36 | 0 | 2 | 0 | 0 | 1 | 14 | 53 | | |
| | Grand Total Dispositions | 2,515 | 6 | 2,534 | 0 | 15 | 218 | 475 | 5,763 | | |
| | Total Non-Trial Dispositions | 2,425 | 6 | 2,534 | 0 | 1 | 181 | 473 | 5,620 | | |
| | Total Trial Dispositions | 88 | 0 | 0 | 0 | 0 | 36 | - | 124 | | |
| | Other Manner of Disposition | 2 | 0 | 0 | 0 | 14 | 1 | 2 | 19 | | |

^b Includes administrative case closures.

Source: Uniform System for Judicial Records, Nevada AOC, Research and Statistics Unit.

Table B6-1. Civil Caseload Processed by Justice Courts in Nevada, Fiscal Year 2017.

| Justice Court, Civil Caseload, Aggregate (5 of 6) | | Real Property | Tort | Contract | Contested Liens | Other Civil Matters | Small Claims | Protection Orders | Totals | | |
|---|---------------------------------|---------------------------------|---------------------------------|---------------|-----------------|---------------------|--------------|-------------------|--------------|--------------|---------------|
| 8th Judicial District Cont. | Clark County Cont. | Las Vegas Justice Court | New Filings (cases) | 32,816 | 832 | 23,918 | 2 | 1,580 | 4,228 | 1,796 | 65,172 |
| | | | Reopened (cases) | 7,984 | 25 | 1,106 | 0 | 769 | 411 | 485 | 10,780 |
| | | | Grand Total Dispositions | 41,408 | 624 | 24,563 | 2 | 4,805 | 4,887 | 2,252 | 78,541 |
| | | | Total Non-Trial Dispositions | 41,187 | 619 | 24,483 | 2 | 4,780 | 4,015 | 2,237 | 77,323 |
| | | | Total Trial Dispositions | 136 | 2 | 6 | 0 | 3 | 842 | - | 989 |
| | | | Other Manner of Disposition | 85 | 3 | 74 | 0 | 22 | 30 | 15 | 229 |
| | | | New Filings (cases) | 34 | 0 | 108 | 0 | 2 | 3 | 45 | 192 |
| | | | Reopened (cases) | 2 | 0 | 0 | 0 | 0 | 0 | 0 | 2 |
| | | | Grand Total Dispositions | 33 | 0 | 77 | 0 | 2 | 4 | 42 | 158 |
| | | | Total Non-Trial Dispositions | 30 | 0 | 77 | 0 | 2 | 3 | 38 | 150 |
| | | Total Trial Dispositions | 3 | 0 | 0 | 0 | 0 | 1 | - | 4 | |
| | | Other Manner of Disposition | 0 | 0 | 0 | 0 | 0 | 0 | 4 | 4 | |
| | | New Filings (cases) | 52 | 0 | 124 | 0 | 0 | 40 | 33 | 249 | |
| | | Reopened (cases) | 0 | 0 | 0 | 0 | 0 | 0 | 0 | 0 | |
| | | Grand Total Dispositions | 52 | 0 | 108 | 0 | 1 | 40 | 34 | 235 | |
| | | Total Non-Trial Dispositions | 52 | 0 | 108 | 0 | 0 | 7 | 32 | 199 | |
| | | Total Trial Dispositions | 0 | 0 | 0 | 0 | 0 | 33 | - | 33 | |
| | | Other Manner of Disposition | 0 | 0 | 0 | 0 | 1 | 0 | 2 | 3 | |
| | | New Filings (cases) | 0 | 0 | 6 | 0 | 0 | 1 | 3 | 10 | |
| | | Reopened (cases) | 0 | 0 | 1 | 0 | 0 | 1 | 0 | 2 | |
| | | Grand Total Dispositions | 0 | 0 | 4 | 0 | 0 | 1 | 3 | 8 | |
| | | Total Non-Trial Dispositions | 0 | 0 | 4 | 0 | 0 | 0 | 3 | 7 | |
| | | Total Trial Dispositions | 0 | 0 | 0 | 0 | 0 | 0 | - | 0 | |
| | | Other Manner of Disposition | 0 | 0 | 0 | 0 | 0 | 1 | 0 | 1 | |
| | | New Filings (cases) | 9 | 0 | 11 | 0 | 0 | 0 | 28 | 48 | |
| | | Reopened (cases) | 0 | 0 | 0 | 0 | 0 | 0 | 0 | 0 | |
| | | Grand Total Dispositions | 10 | 0 | 2 | 0 | 0 | 3 | 28 | 43 | |
| | | Total Non-Trial Dispositions | 10 | 0 | 2 | 0 | 0 | 3 | 27 | 42 | |
| | Total Trial Dispositions | 0 | 0 | 0 | 0 | 0 | 0 | - | 0 | | |
| | Other Manner of Disposition | 0 | 0 | 0 | 0 | 0 | 0 | 1 | 1 | | |
| | New Filings (cases) | 4,267 | 18 | 2,495 | 0 | 26 | 184 | 190 | 7,180 | | |
| | Reopened (cases) | 95 | 0 | 3 | 0 | 0 | 4 | 1 | 103 | | |
| | Grand Total Dispositions | 4,221 | 6 | 1,455 | 0 | 17 | 138 | 192 | 6,029 | | |
| | Total Non-Trial Dispositions | 4,158 | 6 | 1,450 | 0 | 13 | 108 | 190 | 5,925 | | |
| | Total Trial Dispositions | 5 | 0 | 1 | 0 | 0 | 24 | - | 30 | | |
| | Other Manner of Disposition | 58 | 0 | 4 | 0 | 4 | 6 | 2 | 74 | | |
| | New Filings (cases) | 14 | 0 | 4 | 0 | 0 | 0 | 3 | 21 | | |
| | Reopened (cases) | 2 | 0 | 0 | 0 | 0 | 0 | 0 | 2 | | |
| | Grand Total Dispositions | 12 | 0 | 0 | 0 | 0 | 0 | 2 | 14 | | |
| | Total Non-Trial Dispositions | 12 | 0 | 0 | 0 | 0 | 0 | 2 | 14 | | |
| | Total Trial Dispositions | 0 | 0 | 0 | 0 | 0 | 0 | - | 0 | | |
| | Other Manner of Disposition | 0 | 0 | 0 | 0 | 0 | 0 | 0 | 0 | | |

Source: Uniform System for Judicial Records, Nevada AOC, Research and Statistics Unit.

Table B6-1. Civil Caseload Processed by Justice Courts in Nevada, Fiscal Year 2017.

| Justice Court, Civil Caseload, Aggregate (6 of 6) | | Real Property | Tort | Contract | Contested Liens | Other Civil Matters | Small Claims | Protection Orders | Totals | | | |
|---|-----------------------------|---------------------------------|---|----------------------------|-----------------|---------------------|--------------|-------------------|--------|-----|-----------------|-----|
| 9th Judicial District | Douglas County | East Fork Justice Court | New Filings (cases) | 62 | 2 | 386 | 0 | 23 | 93 | 190 | 756 | |
| | | | Reopened (cases) | 1 | 0 | 0 | 0 | 0 | 0 | 0 | 1 | |
| | | | Grand Total Dispositions | 56 | 3 | 221 | 0 | 16 | 73 | 183 | 552 | |
| | | | Total Non-Trial Dispositions | 33 | 3 | 214 | 0 | 16 | 43 | 175 | 484 | |
| | | | Total Trial Dispositions | 15 | 0 | 0 | 0 | 0 | 19 | - | 34 | |
| | | | Other Manner of Disposition | 8 | 0 | 7 | 0 | 0 | 11 | 8 | 34 | |
| | | Tahoe Justice Court | New Filings (cases) | 16 | 0 | 19 | 0 | 35 | 23 | 31 | 124 | |
| | | Reopened (cases) | 0 | 0 | 0 | 0 | 0 | 0 | 0 | 0 | 0 | |
| | | Grand Total Dispositions | 14 | 0 | 13 | 0 | 37 | 30 | 33 | 127 | | |
| | | Total Non-Trial Dispositions | 13 | 0 | 13 | 0 | 37 | 14 | 33 | 110 | | |
| | Total Trial Dispositions | 0 | 0 | 0 | 0 | 0 | 16 | - | 16 | | | |
| | Other Manner of Disposition | 1 | 0 | 0 | 0 | 0 | 0 | 0 | 1 | | | |
| 10th Judicial District | Churchill County | New River Justice Court | New Filings (cases) | 174 | 0 | 18 | 0 | 196 | 127 | 215 | 730 | |
| | | | Reopened (cases) | 0 | 0 | 0 | 0 | 2 | 4 | 1 | 7 | |
| | | | Grand Total Dispositions | 153 | 0 | 41 | 0 | 113 | 145 | 156 | 608 | |
| | | | Total Non-Trial Dispositions | 145 | 0 | 41 | 0 | 90 | 138 | 155 | 569 | |
| | | | Total Trial Dispositions | 6 | 0 | 0 | 0 | 0 | 6 | - | 12 | |
| | Other Manner of Disposition | 2 | 0 | 0 | 0 | 23 | 1 | 1 | 27 | | | |
| 11th Judicial District | Lander County | Argenta Justice Court | New Filings (cases) | 13 | 0 | 89 | 0 | 5 | 20 | 34 | 161 | |
| | | | Reopened (cases) | 0 | 0 | 1 | 0 | 0 | 0 | 7 | 8 | |
| | | | Grand Total Dispositions | 18 | 0 | 67 | 0 | 19 | 38 | 44 | 186 | |
| | | | Total Non-Trial Dispositions | 3 | 0 | 67 | 0 | 4 | 28 | 39 | 141 | |
| | | | Total Trial Dispositions | 0 | 0 | 0 | 0 | 0 | 0 | - | 0 | |
| | | | Other Manner of Disposition | 15 | 0 | 0 | 0 | 15 | 10 | 5 | 45 | |
| | | Austin Justice Court | New Filings (cases) | 0 | 0 | 0 | 0 | 0 | 0 | 2 | 2 | |
| | | Reopened (cases) | 0 | 0 | 0 | 0 | 0 | 0 | 0 | 0 | 0 | |
| | | Grand Total Dispositions | 1 | 0 | 0 | 0 | 0 | 0 | 0 | 1 | | |
| | | Total Non-Trial Dispositions | 1 | 0 | 0 | 0 | 0 | 0 | 0 | 1 | | |
| | | Total Trial Dispositions | 0 | 0 | 0 | 0 | 0 | 0 | - | 0 | | |
| | | Other Manner of Disposition | 0 | 0 | 0 | 0 | 0 | 0 | 0 | 0 | | |
| | | Mineral County | Hawthorne Justice Court | New Filings (cases) | 24 | 0 | 10 | 0 | 10 | 34 | 60 | 138 |
| | | | Reopened (cases) | 0 | 0 | 0 | 0 | 0 | 0 | 0 | 0 | |
| | | | Grand Total Dispositionsⁱ | 1 | 0 | 0 | 0 | 0 | 5 | 9 | 15 ⁱ | |
| | | | Total Non-Trial Dispositions | 0 | 0 | 0 | 0 | 0 | 4 | 9 | 13 | |
| | | Total Trial Dispositions | 0 | 0 | 0 | 0 | 0 | 0 | - | 0 | | |
| | | Other Manner of Disposition | 1 | 0 | 0 | 0 | 0 | 1 | 0 | 2 | | |
| | Pershing County | Lake Justice Court | New Filings (cases) | 63 | 0 | 20 | 0 | 2 | 75 | 46 | 206 | |
| | | Reopened (cases) | 0 | 0 | 0 | 0 | 0 | 0 | 0 | 0 | | |
| | | Grand Total Dispositions | 50 | 0 | 15 | 0 | 3 | 61 | 38 | 167 | | |
| | | Total Non-Trial Dispositions | 50 | 0 | 15 | 0 | 3 | 61 | 38 | 167 | | |
| | | Total Trial Dispositions | 0 | 0 | 0 | 0 | 0 | 0 | - | 0 | | |
| | | Other Manner of Disposition | 0 | 0 | 0 | 0 | 0 | 0 | 0 | 0 | | |

ⁱ Incomplete

Source: Uniform System for Judicial Records, Nevada AOC, Research and Statistics Unit.

Table B6-2. Civil Caseload Processed by Justice Courts in Nevada, Fiscal Year 2017.

| Justice Court, Civil Caseload (1 of 6) | | | Real Property | | | Tort | | | | | Contract | | | | | Contested Liens | Other Civil Matters | Small Claims | Protection Orders | | | |
|---|---|---|---------------------------------------|--|---------------------|-----------------|--------------------|------------------|---------------------------|------------|---------------------------|---------------------------|---------------------------|--------------------------|-----------------------------|-----------------|---------------------|--------------|-------------------|------------------------------------|--|---------|
| | | | Landlord/Tenant (Summary Eviction) | Unlawful Detainer Complaint (Writs of Restitution) | Other Real Property | Auto Negligence | Premises Liability | Other Negligence | Intentional Misconduct | Other Tort | Credit Card Collection | Payday Loan Collection | Debt Collection Agency | Other Debt Collection | Contract Buyer Plaintiff | | | | Other Contract | Request for DV Protection Order | Request for Non-DV Protection Order | |
| Totals^a | Nevada Justice Courts | New Filings (cases) | 43,668 | 1,329 | 316 | 852 | 21 | 66 | 12 | 11 | 12,783 | 10,593 | 8,795 | 4,014 | 133 | 2,056 | 7 | 3,011 | 8,079 | 1,475 | 4,927 | |
| | | Reopened (cases) | 8,064 | 231 | 32 | 21 | 2 | 3 | 0 | 1 | 85 | 78 | 180 | 787 | 4 | 94 | 0 | 824 | 611 | 27 | 544 | |
| | | Grand Total Dispositions | 51,636 | 1,926 | 336 | 650 | 11 | 23 | 4 | 11 | 8,114 | 9,742 | 9,186 | 6,445 | 86 | 2,040 | 5 | 8,814 | 9,226 | 1,362 | 5,228 | |
| | | Total Non-Trial Dispositions | 50,702 | 1,745 | 314 | 646 | 11 | 21 | 4 | 10 | 8,081 | 9,720 | 9,092 | 6,415 | 84 | 2,016 | 4 | 8,361 | 7,452 | 1,326 | 5,166 | |
| | | Total Trial Dispositions Other Manner of Disposition | 612 322 | 149 32 | 12 10 | 1 3 | 0 0 | 2 0 | 0 0 | 0 1 | 2 31 | 1 21 | 10 84 | 4 26 | 0 2 | 11 13 | 0 0 | 1 304 | 149 205 | 1,569 36 | 0 0 | 0 62 |
| 1st Judicial District | Carson City Justice Court | New Filings (cases) | 835 | 6 | 0 | 0 | 0 | 0 | 0 | 0 | 159 | 4 | 812 | 5 | 14 | 7 | 2 | 39 | 298 | 355 | 340 | |
| | | Reopened (cases) | 1 | 0 | 0 | 0 | 0 | 0 | 0 | 0 | 0 | 0 | 0 | 0 | 0 | 0 | 0 | 0 | 0 | 0 | 0 | 1 |
| | | Grand Total Dispositions | 1,029 | 5 | 0 | 1 | 0 | 0 | 0 | 0 | 0 | 95 | 7 | 451 | 6 | 1 | 4 | 1 | 719 | 313 | 329 | 320 |
| | | Total Non-Trial Dispositions | 955 | 5 | 0 | 1 | 0 | 0 | 0 | 0 | 95 | 6 | 450 | 6 | 1 | 4 | 1 | 686 | 156 | 329 | 320 | |
| | | Total Trial Dispositions Other Manner of Disposition | 74 0 | 0 0 | 0 0 | 0 0 | 0 0 | 0 0 | 0 0 | 0 0 | 0 0 | 0 0 | 1 0 | 0 0 | 0 0 | 0 0 | 0 0 | 0 0 | 1 32 | 157 0 | - 0 | - 0 |
| | Storey County Justice Court | New Filings (cases) | 2 | 1 | 0 | 0 | 0 | 0 | 0 | 0 | 2 | 0 | 4 | 0 | 0 | 0 | 0 | 6 | 7 | 28 | 39 | |
| | | Reopened (cases) | 0 | 0 | 0 | 0 | 0 | 0 | 0 | 0 | 0 | 0 | 0 | 0 | 0 | 0 | 0 | 0 | 0 | 0 | 0 | |
| | | Grand Total Dispositions | 0 | 0 | 0 | 0 | 0 | 0 | 0 | 0 | 0 | 0 | 1 | 0 | 0 | 0 | 0 | 2 | 4 | 24 | 14 | |
| | | Total Non-Trial Dispositions | 0 | 0 | 0 | 0 | 0 | 0 | 0 | 0 | 0 | 0 | 1 | 0 | 0 | 0 | 0 | 2 | 4 | 21 | 12 | |
| | | Total Trial Dispositions Other Manner of Disposition | 0 0 | 0 0 | 0 0 | 0 0 | 0 0 | 0 0 | 0 0 | 0 0 | 0 0 | 0 0 | 0 0 | 0 0 | 0 0 | 0 0 | 0 0 | 0 0 | 0 0 | 0 0 | 0 3 | 0 2 |
| 2nd Judicial District | Incline Village Justice Court | New Filings (cases) | 43 | 0 | 1 | 0 | 0 | 0 | 0 | 0 | 8 | 2 | 14 | 1 | 0 | 3 | 0 | 31 | 28 | 8 | 22 | |
| | | Reopened (cases) | 0 | 0 | 0 | 0 | 0 | 0 | 0 | 0 | 0 | 0 | 0 | 0 | 0 | 2 | 0 | 0 | 3 | 4 | 11 | |
| | | Grand Total Dispositions | 45 | 0 | 0 | 0 | 0 | 0 | 0 | 0 | 11 | 2 | 9 | 2 | 0 | 5 | 0 | 30 | 35 | 13 | 33 | |
| | | Total Non-Trial Dispositions | 39 | 0 | 0 | 0 | 0 | 0 | 0 | 0 | 11 | 2 | 9 | 2 | 0 | 5 | 0 | 30 | 14 | 9 | 22 | |
| | | Total Trial Dispositions Other Manner of Disposition | 6 0 | 0 0 | 0 0 | 0 0 | 0 0 | 0 0 | 0 0 | 0 0 | 0 0 | 0 0 | 0 0 | 0 0 | 0 0 | 0 0 | 0 0 | 0 0 | 0 0 | 19 2 | - 4 | - 11 |
| | Reno Justice Court | New Filings (cases) | 2,258 | 50 | 17 | 41 | 1 | 5 | 3 | 1 | 1,041 | 246 | 1,877 | 166 | 7 | 69 | 2 | 166 | 1,265 | (b) | 775 | |
| | | Reopened (cases) | 158 | 9 | 1 | 0 | 0 | 1 | 0 | 1 | 4 | 3 | 64 | 10 | 1 | 2 | 0 | 41 | 125 | | 18 | |
| | | Grand Total Dispositions | 2,230 | 44 | 14 | 34 | 0 | 4 | 0 | 1 | 477 | 152 | 1,605 | 123 | 8 | 47 | 1 | 284 | 1,158 | | 766 | |
| | | Total Non-Trial Dispositions | 1,890 | 41 | 3 | 34 | 0 | 3 | 0 | 0 | 470 | 152 | 1,547 | 117 | 7 | 42 | 0 | 132 | 976 | | 764 | |
| | | Total Trial Dispositions Other Manner of Disposition | 289 51 | 1 2 | 9 0 | 0 0 | 1 0 | 0 0 | 0 1 | 0 0 | 1 6 | 0 0 | 5 53 | 1 5 | 0 0 | 3 1 | 2 0 | 1 0 | 15 137 | 137 45 | - 2 | - 11 |
| | Sparks Justice Court | New Filings (cases) | 848 | 19 | 4 | 6 | 0 | 0 | 0 | 0 | 553 | 507 | 975 | 78 | 2 | 20 | 0 | 445 | 538 | (b) | 106 | |
| | | Reopened (cases) | 19 | 1 | 1 | 0 | 0 | 0 | 0 | 0 | 0 | 0 | 7 | 1 | 0 | 1 | 0 | 8 | 40 | | 4 | |
| | | Grand Total Dispositions^c | 882 | 17 | 5 | 7 | 0 | 0 | 0 | 0 | 411 | 535 | 879 | 70 | 0 | 21 | 0 | 1,982 | 1,045 | | 100 | |
| | | Total Non-Trial Dispositions | 778 | 13 | 1 | 7 | 0 | 0 | 0 | 0 | 411 | 535 | 874 | 68 | 0 | 20 | 0 | 1,970 | 938 | | 100 | |
| | | Total Trial Dispositions Other Manner of Disposition | 93 11 | 3 1 | 3 1 | 0 0 | 0 0 | 0 0 | 0 0 | 0 0 | 0 0 | 0 0 | 3 2 | 2 0 | 0 0 | 1 0 | 0 0 | 3 9 | 93 13 | 94 0 | - 0 | - 0 |
| Wadsworth Justice Court | New Filings (cases) | 7 | 0 | 0 | 0 | 0 | 0 | 0 | 0 | 1 | 0 | 1 | 0 | 0 | 0 | 0 | 0 | 0 | 0 | 2 | | |
| | Reopened (cases) | 0 | 0 | 0 | 0 | 0 | 0 | 0 | 0 | 0 | 0 | 0 | 0 | 0 | 0 | 0 | 0 | 0 | 0 | 0 | | |
| | Grand Total Dispositions^c | 8 | 0 | 0 | 0 | 0 | 0 | 0 | 0 | 1 | 0 | 1 | 0 | 0 | 0 | 0 | 0 | 0 | 11 | 0 | | |
| | Total Non-Trial Dispositions | 8 | 0 | 0 | 0 | 0 | 0 | 0 | 0 | 1 | 0 | 0 | 1 | 0 | 0 | 0 | 0 | 0 | 11 | 0 | | |
| | Total Trial Dispositions Other Manner of Disposition | 0 0 | 0 0 | 0 0 | 0 0 | 0 0 | 0 0 | 0 0 | 0 0 | 0 0 | 0 0 | 0 0 | 0 0 | 0 0 | 0 0 | 0 0 | 0 0 | 0 0 | 0 0 | 0 0 | 0 0 | |

^a Totals reflect aggregate information from the Nevada Justice Courts. Information contained herein may reflect non-standard reporting and is noted by subsequent footnote

^b Requests for Domestic Violence Protection Orders (TPOs) are processed and recorded at the District Courts.

^c Includes administrative case closures.

Source: Uniform System for Judicial Records, Nevada AOC, Research and Statistics Unit

Table B6-2. Civil Caseload Processed by Justice Courts in Nevada, Fiscal Year 2017.

| Justice Court, Civil Caseload (2 of 6) | | | Real Property | | | Tort | | | | | Contract | | | | | Contested Liens | Other Civil Matters | Small Claims | Protection Orders | | | | |
|---|---------------------------------------|------------------------------|---------------------------------------|--|---------------------|-----------------|--------------------|------------------|---------------------------|------------|---------------------------|---------------------------|---------------------------|--------------------------|-----------------------------|-----------------|---------------------|--------------|-------------------|------------------------------------|--|-----|-----|
| | | | Landlord/Tenant (Summary Eviction) | Unlawful Detainer Complaint (Writs of Restitution) | Other Real Property | Auto Negligence | Premises Liability | Other Negligence | Intentional Misconduct | Other Tort | Credit Card Collection | Payday Loan Collection | Debt Collection Agency | Other Debt Collection | Contract Buyer Plaintiff | | | | Other Contract | Request for DV Protection Order | Request for Non-DV Protection Order | | |
| 3rd Judicial District | Lyon County | Canal Justice Court | New Filings (cases) | 306 | 2 | 0 | 0 | 0 | 0 | 0 | 0 | 0 | 178 | 0 | 105 | 22 | 4 | 3 | 0 | 8 | 95 | 65 | 73 |
| | | Reopened (cases) | 1 | 1 | 0 | 0 | 0 | 0 | 0 | 0 | 0 | 0 | 1 | 0 | 0 | 1 | 0 | 0 | 0 | 2 | 1 | 3 | 1 |
| | | Grand Total Dispositions | 295 | 3 | 0 | 1 | 0 | 0 | 0 | 0 | 132 | 2 | 61 | 12 | 0 | 3 | 0 | 146 | 133 | 61 | 70 | 61 | 70 |
| | | Total Non-Trial Dispositions | 289 | 3 | 0 | 1 | 0 | 0 | 0 | 0 | 132 | 2 | 61 | 12 | 0 | 3 | 0 | 145 | 53 | 60 | 70 | 60 | 70 |
| | | Total Trial Dispositions | 6 | 0 | 0 | 0 | 0 | 0 | 0 | 0 | 0 | 0 | 0 | 0 | 0 | 0 | 0 | 0 | 80 | - | - | - | - |
| | | Other Manner of Disposition | 0 | 0 | 0 | 0 | 0 | 0 | 0 | 0 | 0 | 0 | 0 | 0 | 0 | 0 | 0 | 1 | 0 | 1 | 0 | 1 | 0 |
| | Dayton Justice Court | New Filings (cases) | 203 | 2 | 0 | 0 | 0 | 0 | 0 | 0 | 45 | 0 | 167 | 8 | 3 | 7 | 0 | 143 | 35 | 68 | 132 | 68 | 132 |
| | Reopened (cases) | 0 | 0 | 0 | 0 | 0 | 0 | 0 | 0 | 0 | 0 | 0 | 0 | 0 | 0 | 0 | 0 | 0 | 0 | 0 | 0 | 0 | 1 |
| | Grand Total Dispositions | 192 | 2 | 0 | 1 | 0 | 0 | 0 | 0 | 46 | 2 | 105 | 6 | 1 | 6 | 0 | 140 | 42 | 69 | 132 | 69 | 132 | |
| | Total Non-Trial Dispositions | 180 | 1 | 0 | 1 | 0 | 0 | 0 | 0 | 46 | 2 | 104 | 6 | 1 | 6 | 0 | 17 | 31 | 67 | 132 | 67 | 132 | |
| | Total Trial Dispositions | 11 | 1 | 0 | 0 | 0 | 0 | 0 | 0 | 0 | 0 | 1 | 0 | 0 | 0 | 0 | 122 | 11 | - | - | - | - | |
| | Other Manner of Disposition | 1 | 0 | 0 | 0 | 0 | 0 | 0 | 0 | 0 | 0 | 0 | 0 | 0 | 0 | 0 | 1 | 0 | 2 | 0 | 2 | 0 | |
| Walker River Justice Court | New Filings (cases) | 114 | 0 | 0 | 0 | 0 | 0 | 0 | 114 | 0 | 32 | 7 | 3 | 0 | 0 | 151 | 48 | 93 | 65 | 93 | 65 | | |
| Reopened (cases) | 0 | 0 | 0 | 0 | 0 | 0 | 0 | 0 | 0 | 0 | 0 | 0 | 0 | 0 | 0 | 1 | 0 | 0 | 0 | 0 | 0 | | |
| Grand Total Dispositions | 114 | 0 | 0 | 0 | 0 | 0 | 0 | 0 | 11 | 0 | 21 | 4 | 4 | 0 | 138 | 54 | 95 | 64 | 95 | 64 | | | |
| Total Non-Trial Dispositions | 114 | 0 | 0 | 0 | 0 | 0 | 0 | 0 | 10 | 0 | 21 | 4 | 4 | 0 | 133 | 37 | 95 | 64 | 95 | 64 | | | |
| Total Trial Dispositions | 0 | 0 | 0 | 0 | 0 | 0 | 0 | 0 | 1 | 0 | 0 | 0 | 0 | 0 | 5 | 17 | - | - | - | - | | | |
| Other Manner of Disposition | 0 | 0 | 0 | 0 | 0 | 0 | 0 | 0 | 0 | 0 | 0 | 0 | 0 | 0 | 0 | 0 | 0 | 0 | 0 | 0 | | | |
| 4th Judicial District | Carlin Justice Court | New Filings (cases) | 11 | 0 | 0 | 0 | 0 | 0 | 0 | 2 | 0 | 14 | 0 | 0 | 0 | 1 | 16 | 0 | 6 | 16 | 0 | 6 | |
| | | Reopened (cases) | 0 | 0 | 0 | 0 | 0 | 0 | 0 | 0 | 0 | 0 | 0 | 0 | 0 | 0 | 0 | 0 | 0 | 0 | 0 | 0 | |
| | | Grand Total Dispositions | 11 | 0 | 0 | 0 | 0 | 0 | 0 | 2 | 0 | 15 | 1 | 0 | 0 | 0 | 2 | 20 | 0 | 6 | 16 | 0 | 6 |
| | | Total Non-Trial Dispositions | 7 | 0 | 0 | 0 | 0 | 0 | 0 | 2 | 0 | 15 | 1 | 0 | 0 | 0 | 2 | 19 | 0 | 6 | 16 | 0 | 6 |
| | | Total Trial Dispositions | 3 | 0 | 0 | 0 | 0 | 0 | 0 | 0 | 0 | 0 | 0 | 0 | 0 | 0 | 0 | 1 | - | - | - | | |
| | | Other Manner of Disposition | 1 | 0 | 0 | 0 | 0 | 0 | 0 | 0 | 0 | 0 | 0 | 0 | 0 | 0 | 0 | 0 | 0 | 0 | 0 | | |
| | Eastline Justice Court | New Filings (cases) | 14 | 0 | 0 | 0 | 0 | 0 | 0 | 1 | 0 | 9 | 12 | 0 | 0 | 0 | 0 | 37 | 10 | 11 | 10 | 11 | |
| | | Reopened (cases) | 0 | 0 | 0 | 0 | 0 | 0 | 0 | 0 | 0 | 0 | 0 | 0 | 0 | 0 | 0 | 0 | 0 | 0 | 0 | | |
| | | Grand Total Dispositions | 13 | 0 | 0 | 0 | 0 | 0 | 0 | 2 | 0 | 9 | 9 | 0 | 0 | 0 | 0 | 25 | 10 | 10 | 10 | | |
| | | Total Non-Trial Dispositions | 13 | 0 | 0 | 0 | 0 | 0 | 0 | 2 | 0 | 9 | 9 | 0 | 0 | 0 | 0 | 20 | 10 | 10 | 10 | | |
| | | Total Trial Dispositions | 0 | 0 | 0 | 0 | 0 | 0 | 0 | 0 | 0 | 0 | 0 | 0 | 0 | 0 | 0 | 5 | - | - | - | | |
| | | Other Manner of Disposition | 0 | 0 | 0 | 0 | 0 | 0 | 0 | 0 | 0 | 0 | 0 | 0 | 0 | 0 | 0 | 0 | 0 | 0 | 0 | | |
| | Elko Justice Court | New Filings (cases) | 132 | 9 | 0 | 0 | 0 | 0 | 0 | 124 | 0 | 349 | 133 | 0 | 0 | 1 | 35 | 177 | 53 | 76 | 76 | | |
| | | Reopened (cases) | 1 | 1 | 0 | 0 | 0 | 0 | 0 | 0 | 0 | 0 | 3 | 0 | 0 | 0 | 1 | 4 | 6 | 0 | 0 | | |
| | | Grand Total Dispositions | 98 | 7 | 0 | 0 | 0 | 0 | 0 | 49 | 0 | 497 | 150 | 0 | 2 | 1 | 285 | 262 | 46 | 67 | 67 | | |
| | | Total Non-Trial Dispositions | 33 | 5 | 0 | 0 | 0 | 0 | 0 | 46 | 0 | 484 | 146 | 0 | 2 | 1 | 278 | 243 | 46 | 65 | 65 | | |
| | | Total Trial Dispositions | 1 | 0 | 0 | 0 | 0 | 0 | 0 | 0 | 0 | 0 | 0 | 0 | 0 | 0 | 0 | 7 | - | - | - | | |
| | | Other Manner of Disposition | 64 | 2 | 0 | 0 | 0 | 0 | 0 | 3 | 0 | 13 | 4 | 0 | 0 | 0 | 7 | 12 | 0 | 2 | 2 | | |
| Wells Justice Court | New Filings (cases) | 6 | 0 | 2 | 0 | 0 | 0 | 0 | 0 | 0 | 1 | 0 | 0 | 0 | 0 | 9 | 8 | 2 | 8 | 8 | | | |
| | Reopened (cases) ^d | - | - | - | - | - | - | - | - | - | - | - | - | - | - | - | - | - | - | - | | | |
| | Grand Total Dispositions ^c | 4 | 0 | 0 | 0 | 0 | 0 | 0 | 1 | 0 | 2 | 0 | 0 | 0 | 0 | 23 | 35 | 2 | 10 | 10 | | | |
| | Total Non-Trial Dispositions | 2 | 0 | 0 | 0 | 0 | 0 | 0 | 1 | 0 | 2 | 0 | 0 | 0 | 0 | 0 | 0 | 0 | 10 | 10 | | | |
| | Total Trial Dispositions | 0 | 0 | 0 | 0 | 0 | 0 | 0 | 0 | 0 | 0 | 0 | 0 | 0 | 0 | 0 | 1 | - | - | - | | | |
| | Other Manner of Disposition | 2 | 0 | 0 | 0 | 0 | 0 | 0 | 0 | 0 | 0 | 0 | 0 | 0 | 0 | 23 | 34 | 0 | 0 | 0 | | | |

^c Includes administrative case closures.

^d Reopen counts not reported.

Source: Uniform System for Judicial Records, Nevada AOC, Research and Statistics Unit

Table B6-2. Civil Caseload Processed by Justice Courts in Nevada, Fiscal Year 2017.

| Justice Court, Civil Caseload (3 of 6) | | | Real Property | | | Tort | | | | | Contract | | | | | Contested Liens | Other Civil Matters | Small Claims | Protection Orders | | | |
|---|---------------------------------|---------------------------------|---------------------------------------|--|---------------------|-----------------|--------------------|------------------|---------------------------|------------|---------------------------|---------------------------|---------------------------|--------------------------|-----------------------------|-----------------|---------------------|--------------|-------------------|------------------------------------|--|-----|
| | | | Landlord/Tenant (Summary Eviction) | Unlawful Detainer Complaint (Writs of Restitution) | Other Real Property | Auto Negligence | Premises Liability | Other Negligence | Intentional Misconduct | Other Tort | Credit Card Collection | Payday Loan Collection | Debt Collection Agency | Other Debt Collection | Contract Buyer Plaintiff | | | | Other Contract | Request for DV Protection Order | Request for Non-DV Protection Order | |
| 5th Judicial District | Esmeralda County | Esmeralda Justice Court | New Filings (cases) | 1 | 0 | 0 | 0 | 0 | 0 | 0 | 0 | 0 | 0 | 0 | 0 | 0 | 0 | 0 | 1 | 1 | | |
| | | | Reopened (cases) | 0 | 0 | 0 | 0 | 0 | 0 | 0 | 0 | 0 | 0 | 0 | 0 | 0 | 0 | 0 | 0 | 0 | 0 | |
| | | | Grand Total Dispositions | 0 | 0 | 0 | 0 | 0 | 0 | 0 | 0 | 0 | 0 | 0 | 0 | 0 | 0 | 0 | 0 | 2 | 1 | |
| | | | Total Non-Trial Dispositions | 0 | 0 | 0 | 0 | 0 | 0 | 0 | 0 | 0 | 0 | 0 | 0 | 0 | 0 | 0 | 0 | 2 | 1 | |
| | | | Total Trial Dispositions | 0 | 0 | 0 | 0 | 0 | 0 | 0 | 0 | 0 | 0 | 0 | 0 | 0 | 0 | 0 | 0 | - | - | |
| | | | Other Manner of Disposition | 0 | 0 | 0 | 0 | 0 | 0 | 0 | 0 | 0 | 0 | 0 | 0 | 0 | 0 | 0 | 0 | 0 | 0 | |
| | | Beatty Justice Court | New Filings (cases) | 10 | 0 | 0 | 0 | 0 | 0 | 0 | 0 | 0 | 0 | 0 | 0 | 0 | 0 | 8 | 4 | 18 | 18 | |
| | | Reopened (cases) | 0 | 0 | 0 | 0 | 0 | 0 | 0 | 0 | 0 | 0 | 0 | 0 | 0 | 0 | 0 | 0 | 0 | 0 | | |
| | | Grand Total Dispositions | 6 | 0 | 0 | 0 | 0 | 0 | 0 | 0 | 0 | 0 | 0 | 0 | 0 | 0 | 4 | 3 | 15 | 14 | | |
| | | Total Non-Trial Dispositions | 3 | 0 | 0 | 0 | 0 | 0 | 0 | 0 | 0 | 0 | 0 | 0 | 0 | 0 | 0 | 0 | 2 | 6 | | |
| | | Total Trial Dispositions | 0 | 0 | 0 | 0 | 0 | 0 | 0 | 0 | 0 | 0 | 0 | 0 | 0 | 0 | 0 | 0 | - | - | | |
| | | Other Manner of Disposition | 3 | 0 | 0 | 0 | 0 | 0 | 0 | 0 | 0 | 0 | 0 | 0 | 0 | 0 | 4 | 1 | 9 | 10 | | |
| | | Pahrump Justice Court | New Filings (cases) | 138 | 24 | 0 | 1 | 0 | 0 | 0 | 138 | 185 | 0 | 8 | 15 | 0 | 0 | 0 | 4 | 57 | 178 | 157 |
| | | Reopened (cases) | 11 | 1 | 0 | 0 | 0 | 0 | 0 | 0 | 1 | 0 | 0 | 0 | 0 | 0 | 0 | 0 | 0 | 0 | 2 | |
| | | Grand Total Dispositions | 149 | 24 | 0 | 0 | 0 | 0 | 0 | 0 | 134 | 0 | 16 | 16 | 0 | 0 | 0 | 3 | 56 | 178 | 159 | |
| | | Total Non-Trial Dispositions | 116 | 12 | 0 | 0 | 0 | 0 | 0 | 0 | 133 | 0 | 16 | 16 | 0 | 0 | 0 | 0 | 13 | 175 | 157 | |
| | | Total Trial Dispositions | 5 | 0 | 0 | 0 | 0 | 0 | 0 | 0 | 0 | 0 | 0 | 0 | 0 | 0 | 0 | 0 | 22 | - | - | |
| | | Other Manner of Disposition | 28 | 12 | 0 | 0 | 0 | 0 | 0 | 0 | 1 | 0 | 0 | 0 | 0 | 0 | 0 | 3 | 21 | 3 | 2 | |
| | Tonopah Justice Court | New Filings (cases) | 15 | 1 | 0 | 0 | 0 | 0 | 0 | 9 | 0 | 2 | 4 | 0 | 0 | 0 | 0 | 0 | 5 | 15 | 28 | |
| | Reopened (cases) | 0 | 0 | 0 | 0 | 0 | 0 | 0 | 0 | 0 | 0 | 0 | 0 | 0 | 0 | 0 | 0 | 1 | 0 | 0 | | |
| | Grand Total Dispositions | 12 | 1 | 0 | 0 | 0 | 0 | 0 | 0 | 4 | 0 | 2 | 2 | 0 | 0 | 0 | 3 | 6 | 14 | 25 | | |
| | Total Non-Trial Dispositions | 12 | 1 | 0 | 0 | 0 | 0 | 0 | 0 | 4 | 0 | 2 | 2 | 0 | 0 | 0 | 3 | 6 | 14 | 25 | | |
| | Total Trial Dispositions | 0 | 0 | 0 | 0 | 0 | 0 | 0 | 0 | 0 | 0 | 0 | 0 | 0 | 0 | 0 | 0 | 0 | - | - | | |
| | Other Manner of Disposition | 0 | 0 | 0 | 0 | 0 | 0 | 0 | 0 | 0 | 0 | 0 | 0 | 0 | 0 | 0 | 0 | 0 | 0 | 0 | | |
| 6th Judicial District | Humboldt County | Union Justice Court | New Filings (cases) | 20 | 4 | 0 | 0 | 0 | 0 | 0 | 60 | 0 | 82 | 10 | 6 | 4 | 0 | 16 | 256 | 61 | 101 | |
| | | | Reopened (cases) | 0 | 0 | 0 | 0 | 0 | 0 | 0 | 0 | 0 | 0 | 0 | 0 | 0 | 0 | 0 | 0 | 2 | 0 | 0 |
| | | | Grand Total Dispositions | 19 | 6 | 0 | 0 | 0 | 0 | 0 | 0 | 31 | 0 | 90 | 4 | 1 | 5 | 0 | 17 | 239 | 61 | 102 |
| | | | Total Non-Trial Dispositions | 15 | 5 | 0 | 0 | 0 | 0 | 0 | 0 | 31 | 0 | 90 | 4 | 1 | 4 | 0 | 17 | 228 | 61 | 102 |
| | | | Total Trial Dispositions | 3 | 1 | 0 | 0 | 0 | 0 | 0 | 0 | 0 | 0 | 0 | 0 | 0 | 1 | 0 | 0 | 8 | - | - |
| | Other Manner of Disposition | 1 | 0 | 0 | 0 | 0 | 0 | 0 | 0 | 0 | 0 | 0 | 0 | 0 | 0 | 0 | 0 | 3 | 0 | 0 | | |

Source: Uniform System for Judicial Records, Nevada AOC, Research and Statistics Unit

Table B6-2. Civil Caseload Processed by Justice Courts in Nevada, Fiscal Year 2017.

| Justice Court, Civil Caseload (5 of 6) | | | Real Property | | | Tort | | | | | Contract | | | | | Contested Liens | Other Civil Matters | Small Claims | Protection Orders | | |
|---|------------------------------|------------------------------|---------------------------------------|--|---------------------|-----------------|--------------------|------------------|---------------------------|------------|---------------------------|---------------------------|---------------------------|--------------------------|-----------------------------|-----------------|---------------------|--------------|-------------------|------------------------------------|--|
| | | | Landlord/Tenant (Summary Eviction) | Unlawful Detainer Complaint (Writs of Restitution) | Other Real Property | Auto Negligence | Premises Liability | Other Negligence | Intentional Misconduct | Other Tort | Credit Card Collection | Payday Loan Collection | Debt Collection Agency | Other Debt Collection | Contract Buyer Plaintiff | | | | Other Contract | Request for DV Protection Order | Request for Non-DV Protection Order |
| 8th Judicial District Cont. Clark County Cont. | Las Vegas Justice Court | New Filings (cases) | 31,642 | 918 | 256 | 779 | 20 | 18 | 6 | 9 | 7,435 | 8,438 | 3,722 | 2,546 | 65 | 1,712 | 2 | 1,580 | 4,228 | (b) | 1,796 |
| | | Reopened (cases) | 7,739 | 215 | 30 | 21 | 2 | 2 | 0 | 0 | 73 | 75 | 97 | 769 | 3 | 89 | 0 | 769 | 411 | | 485 |
| | | Grand Total Dispositions | 39,513 | 1,602 | 293 | 580 | 11 | 19 | 4 | 10 | 5,149 | 7,852 | 4,486 | 5,263 | 56 | 1,757 | 2 | 4,805 | 4,887 | | 2,252 |
| | | Total Non-Trial Dispositions | 39,433 | 1,462 | 292 | 576 | 11 | 18 | 4 | 10 | 5,134 | 7,833 | 4,474 | 5,247 | 55 | 1,740 | 2 | 4,780 | 4,015 | | 2,237 |
| | | Total Trial Dispositions | 0 | 136 | 0 | 1 | 0 | 1 | 0 | 0 | 0 | 0 | 0 | 0 | 0 | 6 | 0 | 3 | 842 | | - |
| | | Other Manner of Disposition | 80 | 4 | 1 | 3 | 0 | 0 | 0 | 0 | 15 | 19 | 12 | 16 | 1 | 11 | 0 | 22 | 30 | | 15 |
| | Laughlin Justice Court | New Filings (cases) | 33 | 1 | 0 | 0 | 0 | 0 | 0 | 0 | 51 | 0 | 0 | 8 | 0 | 49 | 0 | 2 | 3 | 23 | 22 |
| | | Reopened (cases) | 2 | 0 | 0 | 0 | 0 | 0 | 0 | 0 | 0 | 0 | 0 | 0 | 0 | 0 | 0 | 0 | 0 | 0 | 0 |
| | | Grand Total Dispositions | 33 | 0 | 0 | 0 | 0 | 0 | 0 | 0 | 24 | 0 | 0 | 10 | 0 | 43 | 0 | 2 | 4 | 23 | 19 |
| | | Total Non-Trial Dispositions | 30 | 0 | 0 | 0 | 0 | 0 | 0 | 0 | 24 | 0 | 0 | 10 | 0 | 43 | 0 | 2 | 3 | 23 | 15 |
| | | Total Trial Dispositions | 3 | 0 | 0 | 0 | 0 | 0 | 0 | 0 | 0 | 0 | 0 | 0 | 0 | 0 | 0 | 0 | 1 | - | - |
| | | Other Manner of Disposition | 0 | 0 | 0 | 0 | 0 | 0 | 0 | 0 | 0 | 0 | 0 | 0 | 0 | 0 | 0 | 0 | 0 | 0 | 4 |
| | Mesquite Justice Court | New Filings (cases) | 49 | 3 | 0 | 0 | 0 | 0 | 0 | 0 | 46 | 1 | 15 | 5 | 0 | 57 | 0 | 0 | 40 | 22 | 11 |
| | | Reopened (cases) | 0 | 0 | 0 | 0 | 0 | 0 | 0 | 0 | 0 | 0 | 0 | 0 | 0 | 0 | 0 | 0 | 0 | 0 | 0 |
| | | Grand Total Dispositions | 48 | 4 | 0 | 0 | 0 | 0 | 0 | 0 | 27 | 2 | 18 | 6 | 0 | 55 | 0 | 1 | 40 | 21 | 13 |
| | | Total Non-Trial Dispositions | 48 | 4 | 0 | 0 | 0 | 0 | 0 | 0 | 27 | 2 | 18 | 6 | 0 | 55 | 0 | 0 | 7 | 20 | 12 |
| | | Total Trial Dispositions | 0 | 0 | 0 | 0 | 0 | 0 | 0 | 0 | 0 | 0 | 0 | 0 | 0 | 0 | 0 | 0 | 33 | - | - |
| | | Other Manner of Disposition | 0 | 0 | 0 | 0 | 0 | 0 | 0 | 0 | 0 | 0 | 0 | 0 | 0 | 0 | 0 | 1 | 0 | 1 | 1 |
| | Moapa Justice Court | New Filings (cases) | 0 | 0 | 0 | 0 | 0 | 0 | 0 | 0 | 0 | 0 | 1 | 0 | 0 | 5 | 0 | 0 | 1 | 2 | 1 |
| | | Reopened (cases) | 0 | 0 | 0 | 0 | 0 | 0 | 0 | 0 | 1 | 0 | 0 | 0 | 0 | 0 | 0 | 0 | 1 | 0 | 0 |
| | | Grand Total Dispositions | 0 | 0 | 0 | 0 | 0 | 0 | 0 | 0 | 0 | 0 | 0 | 0 | 0 | 4 | 0 | 0 | 1 | 3 | 0 |
| | | Total Non-Trial Dispositions | 0 | 0 | 0 | 0 | 0 | 0 | 0 | 0 | 0 | 0 | 0 | 0 | 0 | 4 | 0 | 0 | 0 | 3 | 0 |
| | | Total Trial Dispositions | 0 | 0 | 0 | 0 | 0 | 0 | 0 | 0 | 0 | 0 | 0 | 0 | 0 | 0 | 0 | 0 | 0 | - | - |
| | | Other Manner of Disposition | 0 | 0 | 0 | 0 | 0 | 0 | 0 | 0 | 0 | 0 | 0 | 0 | 0 | 0 | 0 | 0 | 1 | 0 | 0 |
| Moapa Valley Justice Court | New Filings (cases) | 7 | 2 | 0 | 0 | 0 | 0 | 0 | 0 | 2 | 0 | 9 | 0 | 0 | 0 | 0 | 0 | 0 | 7 | 21 | |
| | Reopened (cases) | 0 | 0 | 0 | 0 | 0 | 0 | 0 | 0 | 0 | 0 | 0 | 0 | 0 | 0 | 0 | 0 | 0 | 0 | 0 | |
| | Grand Total Dispositions | 10 | 0 | 0 | 0 | 0 | 0 | 0 | 0 | 1 | 0 | 1 | 0 | 0 | 0 | 0 | 0 | 3 | 9 | 19 | |
| | Total Non-Trial Dispositions | 10 | 0 | 0 | 0 | 0 | 0 | 0 | 0 | 1 | 0 | 1 | 0 | 0 | 0 | 0 | 0 | 3 | 8 | 19 | |
| | Total Trial Dispositions | 0 | 0 | 0 | 0 | 0 | 0 | 0 | 0 | 0 | 0 | 0 | 0 | 0 | 0 | 0 | 0 | 0 | - | - | |
| | Other Manner of Disposition | 0 | 0 | 0 | 0 | 0 | 0 | 0 | 0 | 0 | 0 | 0 | 0 | 0 | 0 | 0 | 0 | 0 | 1 | 0 | |
| North Las Vegas Justice Court | New Filings (cases) | 4,072 | 163 | 32 | 13 | 0 | 2 | 3 | 0 | 1,206 | 675 | 23 | 528 | 11 | 52 | 0 | 26 | 184 | (b) | 190 | |
| | Reopened (cases) | 95 | 0 | 0 | 0 | 0 | 0 | 0 | 0 | 3 | 0 | 0 | 0 | 0 | 0 | 0 | 0 | 4 | | 1 | |
| | Grand Total Dispositions | 4,108 | 93 | 20 | 6 | 0 | 0 | 0 | 0 | 485 | 567 | 29 | 341 | 4 | 29 | 0 | 17 | 138 | | 192 | |
| | Total Non-Trial Dispositions | 4,065 | 78 | 15 | 6 | 0 | 0 | 0 | 0 | 484 | 565 | 29 | 339 | 4 | 29 | 0 | 13 | 108 | | 190 | |
| | Total Trial Dispositions | 1 | 4 | 0 | 0 | 0 | 0 | 0 | 0 | 0 | 0 | 0 | 1 | 0 | 0 | 0 | 0 | 24 | | - | |
| | Other Manner of Disposition | 42 | 11 | 5 | 0 | 0 | 0 | 0 | 0 | 1 | 2 | 0 | 1 | 0 | 0 | 0 | 4 | 6 | | 2 | |
| Searchlight Justice Court | New Filings (cases) | 14 | 0 | 0 | 0 | 0 | 0 | 0 | 0 | 4 | 0 | 0 | 0 | 0 | 0 | 0 | 0 | 0 | 2 | 1 | |
| | Reopened (cases) | 2 | 0 | 0 | 0 | 0 | 0 | 0 | 0 | 0 | 0 | 0 | 0 | 0 | 0 | 0 | 0 | 0 | 0 | 0 | |
| | Grand Total Dispositions | 12 | 0 | 0 | 0 | 0 | 0 | 0 | 0 | 0 | 0 | 0 | 0 | 0 | 0 | 0 | 0 | 0 | 1 | 1 | |
| | Total Non-Trial Dispositions | 12 | 0 | 0 | 0 | 0 | 0 | 0 | 0 | 0 | 0 | 0 | 0 | 0 | 0 | 0 | 0 | 0 | 1 | 1 | |
| | Total Trial Dispositions | 0 | 0 | 0 | 0 | 0 | 0 | 0 | 0 | 0 | 0 | 0 | 0 | 0 | 0 | 0 | 0 | 0 | - | - | |
| | Other Manner of Disposition | 0 | 0 | 0 | 0 | 0 | 0 | 0 | 0 | 0 | 0 | 0 | 0 | 0 | 0 | 0 | 0 | 0 | 0 | 0 | |

^b Requests for Domestic Violence Protection Orders (TPOs) are processed and recorded at the District Courts.
Source: Uniform System for Judicial Records, Nevada AOC, Research and Statistics Unit

Table B6-2. Civil Caseload Processed by Justice Courts in Nevada, Fiscal Year 2017.

| Justice Court, Civil Caseload (6 of 6) | | | | Real Property | | | Tort | | | | | Contract | | | | | Contested Liens | Other Civil Matters | Small Claims | Protection Orders | | | | | |
|---|------------------------------|------------------------------|---------------------------------------|---------------------------------------|--|---------------------|-----------------|--------------------|------------------|---------------------------|------------|---------------------------|---------------------------|---------------------------|--------------------------|-----------------------------|-----------------|---------------------|--------------|-------------------|------------------------------------|--|-----|----|---|
| | | | | Landlord/Tenant (Summary Eviction) | Unlawful Detainer Complaint (Writs of Restitution) | Other Real Property | Auto Negligence | Premises Liability | Other Negligence | Intentional Misconduct | Other Tort | Credit Card Collection | Payday Loan Collection | Debt Collection Agency | Other Debt Collection | Contract Buyer Plaintiff | | | | Other Contract | Request for DV Protection Order | Request for Non-DV Protection Order | | | |
| 9th Judicial District | Douglas County | East Fork Justice Court | New Filings (cases) | 57 | 4 | 1 | 2 | 0 | 0 | 0 | 0 | 0 | 0 | 106 | 0 | 270 | 9 | 0 | 1 | 0 | 23 | 93 | 134 | 56 | |
| | | | Reopened (cases) | 1 | 0 | 0 | 0 | 0 | 0 | 0 | 0 | 0 | 0 | 0 | 0 | 0 | 0 | 0 | 0 | 0 | 0 | 0 | 0 | 0 | 0 |
| | | | Grand Total Dispositions | 53 | 3 | 0 | 3 | 0 | 0 | 0 | 0 | 57 | 0 | 154 | 5 | 0 | 5 | 0 | 16 | 73 | 128 | 55 | | | |
| | | Total Non-Trial Dispositions | 30 | 3 | 0 | 3 | 0 | 0 | 0 | 52 | 0 | 152 | 5 | 0 | 5 | 0 | 16 | 43 | 126 | 49 | | | | | |
| | | Total Trial Dispositions | 15 | 0 | 0 | 0 | 0 | 0 | 0 | 0 | 0 | 0 | 0 | 0 | 0 | 0 | 0 | 19 | - | - | | | | | |
| | | Other Manner of Disposition | 8 | 0 | 0 | 0 | 0 | 0 | 0 | 5 | 0 | 2 | 0 | 0 | 0 | 0 | 11 | 2 | 6 | | | | | | |
| | Tahoe Justice Court | New Filings (cases) | 16 | 0 | 0 | 0 | 0 | 0 | 0 | 12 | 0 | 4 | 2 | 0 | 1 | 0 | 35 | 23 | 13 | 18 | | | | | |
| | | Reopened (cases) | 0 | 0 | 0 | 0 | 0 | 0 | 0 | 0 | 0 | 0 | 0 | 0 | 0 | 0 | 0 | 0 | 0 | 0 | | | | | |
| | | Grand Total Dispositions | 14 | 0 | 0 | 0 | 0 | 0 | 0 | 8 | 0 | 2 | 1 | 0 | 2 | 0 | 37 | 30 | 15 | 18 | | | | | |
| | | Total Non-Trial Dispositions | 13 | 0 | 0 | 0 | 0 | 0 | 0 | 8 | 0 | 2 | 1 | 0 | 2 | 0 | 37 | 14 | 15 | 18 | | | | | |
| Total Trial Dispositions | | 0 | 0 | 0 | 0 | 0 | 0 | 0 | 0 | 0 | 0 | 0 | 0 | 0 | 0 | 0 | 16 | - | - | | | | | | |
| Other Manner of Disposition | | 1 | 0 | 0 | 0 | 0 | 0 | 0 | 0 | 0 | 0 | 0 | 0 | 0 | 0 | 0 | 0 | 0 | | | | | | | |
| 10th Judicial District | Churchill County | New River Justice Court | New Filings (cases) | 169 | 5 | 0 | 0 | 0 | 0 | 0 | 0 | 0 | 7 | 0 | 5 | 1 | 5 | 0 | 0 | 196 | 127 | 95 | 120 | | |
| | | | Reopened (cases) | 0 | 0 | 0 | 0 | 0 | 0 | 0 | 0 | 0 | 0 | 0 | 0 | 0 | 2 | 4 | 0 | 1 | | | | | |
| | | | Grand Total Dispositions | 148 | 5 | 0 | 0 | 0 | 0 | 0 | 30 | 0 | 5 | 2 | 4 | 0 | 113 | 145 | 71 | 85 | | | | | |
| | | Total Non-Trial Dispositions | 140 | 5 | 0 | 0 | 0 | 0 | 0 | 30 | 0 | 5 | 2 | 4 | 0 | 90 | 138 | 70 | 85 | | | | | | |
| | | Total Trial Dispositions | 6 | 0 | 0 | 0 | 0 | 0 | 0 | 0 | 0 | 0 | 0 | 0 | 0 | 0 | 6 | - | - | | | | | | |
| | | Other Manner of Disposition | 2 | 0 | 0 | 0 | 0 | 0 | 0 | 0 | 0 | 0 | 0 | 0 | 0 | 23 | 1 | 1 | 0 | | | | | | |
| 11th Judicial District | Lander County | Argenta Justice Court | New Filings (cases) | 11 | 2 | 0 | 0 | 0 | 0 | 0 | 23 | 1 | 60 | 2 | 1 | 2 | 0 | 5 | 20 | 24 | 10 | | | | |
| | | | Reopened (cases) | 0 | 0 | 0 | 0 | 0 | 0 | 0 | 1 | 0 | 0 | 0 | 0 | 0 | 0 | 0 | 0 | 7 | 0 | | | | |
| | | | Grand Total Dispositions | 16 | 2 | 0 | 0 | 0 | 0 | 0 | 14 | 1 | 45 | 5 | 0 | 2 | 0 | 19 | 38 | 34 | 10 | | | | |
| | | Total Non-Trial Dispositions | 1 | 2 | 0 | 0 | 0 | 0 | 0 | 14 | 1 | 45 | 5 | 0 | 2 | 0 | 4 | 28 | 29 | 10 | | | | | |
| | | Total Trial Dispositions | 0 | 0 | 0 | 0 | 0 | 0 | 0 | 0 | 0 | 0 | 0 | 0 | 0 | 0 | 0 | 0 | - | - | | | | | |
| | | Other Manner of Disposition | 15 | 0 | 0 | 0 | 0 | 0 | 0 | 0 | 0 | 0 | 0 | 0 | 0 | 15 | 10 | 5 | 0 | | | | | | |
| | Austin Justice Court | New Filings (cases) | 0 | 0 | 0 | 0 | 0 | 0 | 0 | 0 | 0 | 0 | 0 | 0 | 0 | 0 | 0 | 0 | 0 | 1 | 1 | | | | |
| | | Reopened (cases) | 0 | 0 | 0 | 0 | 0 | 0 | 0 | 0 | 0 | 0 | 0 | 0 | 0 | 0 | 0 | 0 | 0 | 0 | | | | | |
| | | Grand Total Dispositions | 0 | 0 | 1 | 0 | 0 | 0 | 0 | 0 | 0 | 0 | 0 | 0 | 0 | 0 | 0 | 0 | 0 | 0 | | | | | |
| | | Total Non-Trial Dispositions | 0 | 0 | 1 | 0 | 0 | 0 | 0 | 0 | 0 | 0 | 0 | 0 | 0 | 0 | 0 | 0 | 0 | 0 | | | | | |
| | | Total Trial Dispositions | 0 | 0 | 0 | 0 | 0 | 0 | 0 | 0 | 0 | 0 | 0 | 0 | 0 | 0 | 0 | 0 | - | - | | | | | |
| | | Other Manner of Disposition | 0 | 0 | 0 | 0 | 0 | 0 | 0 | 0 | 0 | 0 | 0 | 0 | 0 | 0 | 0 | 0 | 0 | | | | | | |
| | Mineral County | Hawthorne Justice Court | New Filings (cases) | 24 | 0 | 0 | 0 | 0 | 0 | 0 | 5 | 0 | 5 | 0 | 0 | 0 | 0 | 10 | 34 | 41 | 19 | | | | |
| | | | Reopened (cases) | 0 | 0 | 0 | 0 | 0 | 0 | 0 | 0 | 0 | 0 | 0 | 0 | 0 | 0 | 0 | 0 | 0 | | | | | |
| | | | Grand Total Dispositions ¹ | 1 | 0 | 0 | 0 | 0 | 0 | 0 | 0 | 0 | 0 | 0 | 0 | 0 | 0 | 5 | 7 | 2 | | | | | |
| | | Total Non-Trial Dispositions | 0 | 0 | 0 | 0 | 0 | 0 | 0 | 0 | 0 | 0 | 0 | 0 | 0 | 0 | 4 | 7 | 2 | | | | | | |
| | | Total Trial Dispositions | 0 | 0 | 0 | 0 | 0 | 0 | 0 | 0 | 0 | 0 | 0 | 0 | 0 | 0 | 0 | 0 | - | - | | | | | |
| | | Other Manner of Disposition | 1 | 0 | 0 | 0 | 0 | 0 | 0 | 0 | 0 | 0 | 0 | 0 | 0 | 0 | 1 | 0 | 0 | | | | | | |
| Pershing County | Lake Justice Court | New Filings (cases) | 60 | 3 | 0 | 0 | 0 | 0 | 0 | 9 | 0 | 10 | 0 | 0 | 1 | 0 | 2 | 75 | 28 | 18 | | | | | |
| | | Reopened (cases) | 0 | 0 | 0 | 0 | 0 | 0 | 0 | 0 | 0 | 0 | 0 | 0 | 0 | 0 | 0 | 0 | 0 | | | | | | |
| | | Grand Total Dispositions | 49 | 1 | 0 | 0 | 0 | 0 | 0 | 4 | 0 | 10 | 1 | 0 | 0 | 3 | 61 | 22 | 16 | | | | | | |
| | Total Non-Trial Dispositions | 49 | 1 | 0 | 0 | 0 | 0 | 0 | 4 | 0 | 10 | 1 | 0 | 0 | 3 | 61 | 22 | 16 | | | | | | | |
| | Total Trial Dispositions | 0 | 0 | 0 | 0 | 0 | 0 | 0 | 0 | 0 | 0 | 0 | 0 | 0 | 0 | 0 | 0 | - | - | | | | | | |
| | Other Manner of Disposition | 0 | 0 | 0 | 0 | 0 | 0 | 0 | 0 | 0 | 0 | 0 | 0 | 0 | 0 | 0 | 0 | 0 | | | | | | | |

¹ Incomplete
Source: Uniform System for Judicial Records, Nevada AOC, Research and Statistics Unit

Table B7-1. Criminal Caseload Processed by Municipal Courts in Nevada, Fiscal Year 2017.

| Municipal Court, Criminal Caseload, Aggregate (1 of 2) | | | Misdemeanor (Non-Traffic), Total | Traffic and Parking, Total | | |
|--|---------------------------------|--------------------------------------|----------------------------------|----------------------------|--------------|------------|
| Totals ^a | Nevada Municipal Courts | New Filings (cases) | 43,629 | 117,772 | | |
| | | Reopened (cases) | 2,620 | 3,687 | | |
| | | Grand Total Dispositions | 43,678 | 119,023 | | |
| | | Total Non-Trial Dispositions | 42,393 | 117,685 | | |
| | | Total Trial Dispositions | 408 | 368 | | |
| | | Other Manner of Disposition | 877 | 970 | | |
| 2nd Judicial District | Washoe County | Reno Municipal Court | New Filings (cases) | 7,638 | 8,703 | |
| | | | Reopened (cases) | 871 | 776 | |
| | | | Grand Total Dispositions | 7,553 | 9,655 | |
| | | | Total Non-Trial Dispositions | 6,895 | 9,054 | |
| | | | Total Trial Dispositions | 39 | 50 | |
| | | Other Manner of Disposition | 619 | 551 | | |
| | | Sparks Municipal Court | New Filings (cases) | 1,706 | 4,140 | |
| | | Reopened (cases) | 7 ^b | 4 ^b | | |
| | | Grand Total Dispositions | 2,117 | 4,232 | | |
| | | Total Non-Trial Dispositions | 2,111 | 4,229 | | |
| | Total Trial Dispositions | 5 | 3 | | | |
| | Other Manner of Disposition | 1 | 0 | | | |
| 3rd Judicial District | Lyon County | Fernley Municipal Court | New Filings (cases) | 375 | 2,131 | |
| | | | Reopened (cases) | 2 | 6 | |
| | | | Grand Total Dispositions | 335 | 1,964 | |
| | | | Total Non-Trial Dispositions | 325 | 1,962 | |
| | | | Total Trial Dispositions | 10 | 2 | |
| | | Other Manner of Disposition | 0 | 0 | | |
| | | Yerington Municipal Court | New Filings (cases) | 135 | 122 | |
| | | Reopened (cases) | 23 | 14 | | |
| | | Grand Total Dispositions | 133 | 92 | | |
| | | Total Non-Trial Dispositions | 133 | 92 | | |
| | Total Trial Dispositions | 0 | 0 | | | |
| | Other Manner of Disposition | 0 | 0 | | | |
| 4th Judicial District | Elko County | Carlin Municipal Court | New Filings (cases) | 114 | 99 | |
| | | | Reopened (cases) | 0 | 0 | |
| | | | Grand Total Dispositions | 96 | 122 | |
| | | | Total Non-Trial Dispositions | 92 | 117 | |
| | | | Total Trial Dispositions | 2 | 5 | |
| | | | Other Manner of Disposition | 2 | 0 | |
| | | | Elko Municipal Court | New Filings (cases) | 201 | 411 |
| | | | Reopened (cases) | 37 | 5 | |
| | | | Grand Total Dispositions | 218 | 357 | |
| | | | Total Non-Trial Dispositions | 180 | 333 | |
| | | Total Trial Dispositions | 3 | 7 | | |
| | | Other Manner of Disposition | 35 | 17 | | |
| | | Wells Municipal Court | New Filings (cases) | 27 | 178 | |
| | | Reopened (cases) ^c | - | - ^c | | |
| | | Grand Total Dispositions | 3 | 168 | | |
| | | Total Non-Trial Dispositions | 2 | 167 | | |
| | Total Trial Dispositions | 1 | 1 | | | |
| | Other Manner of Disposition | 0 | 0 | | | |
| | West Wendover Municipal Court | New Filings (cases) | 149 | 758 | | |
| | Reopened (cases) | 0 | 0 | | | |
| | Grand Total Dispositions | 126 | 751 | | | |
| | Total Non-Trial Dispositions | 120 | 743 | | | |
| | Total Trial Dispositions | 3 | 7 | | | |
| | Other Manner of Disposition | 3 | 1 | | | |

^a Totals reflect aggregate information from the Nevada Municipal Courts. Information contained herein may reflect non-standard reporting and is noted by subsequent footnotes.

^b Reopened (cases) under-reported.

^c Reopened (cases) not reported.

Source: Uniform System for Judicial Records, Nevada AOC, Research and Statistics Unit.

Table B7-1. Criminal Caseload Processed by Municipal Courts in Nevada, Fiscal Year 2017.

| Municipal Court, Criminal Caseload, Aggregate (2 of 2) | | | Misdemeanor (Non-Traffic), Total | Traffic and Parking, Total | |
|--|---------------------------------|---------------------------------|--------------------------------------|----------------------------|----------------|
| 7th Judicial District | Lincoln County | Caliente Municipal Court | New Filings (cases) | 0 | 0 |
| | | | Reopened (cases) | 0 | 0 |
| | | | Grand Total Dispositions | 0 | 0 |
| | | | Total Non-Trial Dispositions | 0 | 0 |
| | | | Total Trial Dispositions | 0 | 0 |
| | | Other Manner of Disposition | 0 | 0 | |
| | White Pine County | Ely Municipal Court | New Filings (cases) | 144 | 329 |
| | | | Reopened (cases) ^c | - | - ^c |
| | | | Grand Total Dispositions | 165 | 386 |
| | | | Total Non-Trial Dispositions | 129 | 377 |
| | | Total Trial Dispositions | 36 | 9 | |
| | Other Manner of Disposition | 0 | 0 | | |
| 8th Judicial District | Clark County | Boulder Municipal Court | New Filings (cases) | 287 | 2,113 |
| | | | Reopened (cases) | 6 | 11 |
| | | | Grand Total Dispositions | 307 | 2,139 |
| | | | Total Non-Trial Dispositions | 287 | 2,135 |
| | | | Total Trial Dispositions | 18 | 2 |
| | | | Other Manner of Disposition | 2 | 2 |
| | | Henderson Municipal Court | New Filings (cases) | 5,785 | 18,309 |
| | | | Reopened (cases) | 5 | 0 |
| | | | Grand Total Dispositions | 5,567 | 19,233 |
| | | | Total Non-Trial Dispositions | 5,297 | 18,801 |
| | | | Total Trial Dispositions | 56 | 33 |
| | | | Other Manner of Disposition | 214 | 399 |
| | | Las Vegas Municipal Court | New Filings (cases) | 21,274 | 63,777 |
| | | | Reopened (cases) | 248 | 448 |
| | | | Grand Total Dispositions | 21,344 | 62,423 |
| | | Total Non-Trial Dispositions | 21,135 | 62,193 | |
| | | Total Trial Dispositions | 209 | 230 | |
| | | Other Manner of Disposition | 0 | 0 | |
| | | Mesquite Municipal Court | New Filings (cases) | 681 | 1,215 |
| | | | Reopened (cases) | 0 | 0 |
| | | Grand Total Dispositions | 542 | 968 | |
| | | Total Non-Trial Dispositions | 538 | 967 | |
| | | Total Trial Dispositions | 3 | 1 | |
| | | Other Manner of Disposition | 1 | 0 | |
| | North Las Vegas Municipal Court | New Filings (cases) | 4,837 | 14,986 | |
| | | Reopened (cases) | 1,418 | 2,422 | |
| | | Grand Total Dispositions | 4,925 | 16,048 | |
| | | Total Non-Trial Dispositions | 4,903 | 16,030 | |
| | | Total Trial Dispositions | 22 | 18 | |
| | | Other Manner of Disposition | 0 | 0 | |
| 10th Judicial District | Churchill County | Fallon Municipal Court | New Filings (cases) | 276 | 501 |
| | | | Reopened (cases) | 3 | 1 |
| | | | Grand Total Dispositions | 247 | 485 |
| | | | Total Non-Trial Dispositions | 246 | 485 |
| | | | Total Trial Dispositions | 1 | 0 |
| | | Other Manner of Disposition | 0 | 0 | |

^c Reopened (cases) not reported.

Source: Uniform System for Judicial Records, Nevada AOC, Research and Statistics Unit.

Table B7-2. Criminal Caseload Processed by Municipal Courts in Nevada, Fiscal Year 2017.

| Municipal Court, Criminal Caseload, Misdemeanor (1 of 3) | | | Crimes Against Persons, Misdemeanor | Domestic Violence, Misdemeanor | Elder Abuse, Misdemeanor | Protection Order Violation, Misdemeanor | Crimes Against Property, Misdemeanor | Drugs, Misdemeanor | Weapons, Misdemeanor | Public Order, Misdemeanor | Other Non-Traffic, Misdemeanor | Motor Vehicle - DUI, Misdemeanor | Motor Vehicle - Reckless, Misdemeanor | Traffic, Misdemeanor | Parking | |
|--|----------------------------------|-------------------------------------|-------------------------------------|--------------------------------|--------------------------|---|--------------------------------------|--------------------|----------------------|---------------------------|--------------------------------|----------------------------------|---------------------------------------|----------------------|---------|----|
| Totals^a | Nevada Municipal Courts | New Filings (cases) | 3,127 | 7,623 | 1 | 336 | 6,674 | 5,186 | 124 | 4,639 | 11,268 | 4,097 | 554 | 116,076 | 1,696 | |
| | | Reopened (cases) | 136 | 588 | 0 | 19 | 502 | 372 | 15 | 130 | 352 | 468 | 38 | 3,556 | 131 | |
| | | Charges | 4,276 | 8,196 | 1 | 459 | 7,550 | 7,448 | 196 | 6,158 | 14,598 | 6,371 | 902 | 163,579 | 2,015 | |
| | | Grand Total Dispositions | 3,107 | 7,169 | 0 | 321 | 6,800 | 6,028 | 133 | 4,565 | 10,735 | 4,193 | 627 | 117,417 | 1,606 | |
| | | Total Non-Trial Dispositions | 2,987 | 6,935 | 0 | 318 | 6,518 | 5,951 | 128 | 4,407 | 10,562 | 3,973 | 614 | 116,102 | 1,583 | |
| | | Total Trial Dispositions | 46 | 130 | 0 | 2 | 30 | 20 | 0 | 45 | 71 | 56 | 8 | 360 | 8 | |
| Other Manner of Disposition | 74 | 104 | 0 | 1 | 252 | 57 | 5 | 113 | 102 | 164 | 5 | 955 | 15 | | | |
| 2nd Judicial District | Washoe County | Reno Municipal Court | New Filings (cases) | 568 | 425 | 0 | 0 | 2,651 | 265 | 21 | 1,776 | 1,095 | 751 | 86 | 8,652 | 51 |
| | | Reopened (cases) | 67 | 85 | 0 | 0 | 282 | 56 | 1 | 101 | 90 | 180 | 9 | 773 | 3 | |
| | | Charges | 608 | 447 | 0 | 0 | 2,770 | 394 | 24 | 1,980 | 1,656 | 826 | 160 | 12,175 | 79 | |
| | | Grand Total Dispositions | 617 | 473 | 0 | 0 | 2,617 | 302 | 17 | 1,626 | 995 | 818 | 88 | 9,605 | 50 | |
| | | Total Non-Trial Dispositions | 557 | 392 | 0 | 0 | 2,417 | 271 | 17 | 1,544 | 930 | 684 | 83 | 9,007 | 47 | |
| | | Total Trial Dispositions | 4 | 7 | 0 | 0 | 7 | 0 | 0 | 5 | 6 | 8 | 2 | 50 | 0 | |
| | Other Manner of Disposition | 56 | 74 | 0 | 0 | 193 | 31 | 0 | 77 | 59 | 126 | 3 | 548 | 3 | | |
| | Sparks Municipal Court | New Filings (cases) | 123 | 413 | 0 | 0 | 566 | 109 | 7 | 112 | 130 | 213 | 33 | 3,927 | 213 | |
| | | Reopened (cases)^b | 2 | 1 | 0 | 0 | 2 | 0 | 0 | 2 | 0 | 0 | 0 | 4 | 0 | |
| | | Charges | 130 | 446 | 0 | 0 | 633 | 157 | 7 | 146 | 163 | 248 | 51 | 5,598 | 309 | |
| | | Grand Total Dispositions | 159 | 512 | 0 | 0 | 684 | 193 | 7 | 142 | 117 | 263 | 40 | 4,050 | 182 | |
| | | Total Non-Trial Dispositions | 154 | 512 | 0 | 0 | 684 | 193 | 7 | 141 | 117 | 263 | 40 | 4,047 | 182 | |
| Total Trial Dispositions | | 4 | 0 | 0 | 0 | 0 | 0 | 0 | 1 | 0 | 0 | 0 | 3 | 0 | | |
| Other Manner of Disposition | 1 | 0 | 0 | 0 | 0 | 0 | 0 | 0 | 0 | 0 | 0 | 0 | 0 | | | |
| 3rd Judicial District | Lyon County | Fernley Municipal Court | New Filings (cases) | 49 | 54 | 0 | 0 | 74 | 40 | 1 | 40 | 57 | 53 | 7 | 2,131 | 0 |
| | | Reopened (cases) | 0 | 1 | 0 | 0 | 1 | 0 | 0 | 0 | 0 | 0 | 0 | 6 | 0 | |
| | | Charges | 52 | 58 | 0 | 0 | 78 | 62 | 1 | 42 | 73 | 61 | 8 | 2,853 | 0 | |
| | | Grand Total Dispositions | 39 | 57 | 0 | 0 | 64 | 41 | 0 | 31 | 46 | 47 | 10 | 1,963 | 1 | |
| | | Total Non-Trial Dispositions | 37 | 51 | 0 | 0 | 64 | 41 | 0 | 31 | 44 | 47 | 10 | 1,961 | 1 | |
| | | Total Trial Dispositions | 2 | 6 | 0 | 0 | 0 | 0 | 0 | 0 | 2 | 0 | 0 | 2 | 0 | |
| | Other Manner of Disposition | 0 | 0 | 0 | 0 | 0 | 0 | 0 | 0 | 0 | 0 | 0 | 0 | 0 | | |
| | Yerington Municipal Court | New Filings (cases) | 0 | 18 | 0 | 2 | 7 | 14 | 0 | 34 | 53 | 7 | 0 | 122 | 0 | |
| | | Reopened (cases) | 0 | 6 | 0 | 3 | 3 | 4 | 0 | 3 | 4 | 0 | 0 | 14 | 0 | |
| | | Charges | 0 | 20 | 0 | 2 | 7 | 30 | 0 | 42 | 59 | 7 | 1 | 161 | 0 | |
| | | Grand Total Dispositions | 0 | 17 | 0 | 0 | 2 | 26 | 0 | 39 | 45 | 4 | 0 | 92 | 0 | |
| | | Total Non-Trial Dispositions | 0 | 17 | 0 | 0 | 2 | 26 | 0 | 39 | 45 | 4 | 0 | 92 | 0 | |
| Total Trial Dispositions | | 0 | 0 | 0 | 0 | 0 | 0 | 0 | 0 | 0 | 0 | 0 | 0 | 0 | | |
| Other Manner of Disposition | 0 | 0 | 0 | 0 | 0 | 0 | 0 | 0 | 0 | 0 | 0 | 0 | 0 | | | |

^a Totals reflect aggregate information from the Nevada Municipal Courts. Information contained herein may reflect non-standard reporting and is noted by subsequent footnotes.

^b Reopened (cases) under-reported.

Source: Uniform System for Judicial Records, Nevada AOC, Research and Statistics Unit.

Table B7-2. Criminal Caseload Processed by Municipal Courts in Nevada, Fiscal Year 2017.

| Municipal Court, Criminal Caseload, Misdemeanor (2 of 3) | | | | Crimes Against Persons, Misdemeanor | Domestic Violence, Misdemeanor | Elder Abuse, Misdemeanor | Protection Order Violation, Misdemeanor | Crimes Against Property, Misdemeanor | Drugs, Misdemeanor | Weapons, Misdemeanor | Public Order, Misdemeanor | Other Non-Traffic, Misdemeanor | Motor Vehicle - DUI, Misdemeanor | Motor Vehicle - Reckless, Misdemeanor | Traffic, Misdemeanor | Parking | |
|--|------------------------------|------------------------------|-------------------------------|-------------------------------------|--------------------------------|--------------------------|---|--------------------------------------|--------------------|----------------------|---------------------------|--------------------------------|----------------------------------|---------------------------------------|----------------------|---------|---|
| 4th Judicial District | Elko County | Carlin Municipal Court | New Filings (cases) | 6 | 0 | 0 | 0 | 5 | 0 | 0 | 25 | 78 | 0 | 0 | 98 | 1 | |
| | | | Reopened (cases) | 0 | 0 | 0 | 0 | 0 | 0 | 0 | 0 | 0 | 0 | 0 | 0 | 0 | 0 |
| | | | Charges | 6 | 0 | 0 | 0 | 5 | 0 | 0 | 29 | 103 | 0 | 0 | 0 | 99 | 1 |
| | | | Grand Total Dispositions | 4 | 0 | 0 | 0 | 1 | 0 | 0 | 23 | 68 | 0 | 0 | 0 | 120 | 2 |
| | | Total Non-Trial Dispositions | 3 | 0 | 0 | 0 | 1 | 0 | 0 | 23 | 65 | 0 | 0 | 0 | 115 | 2 | |
| | | Total Trial Dispositions | 0 | 0 | 0 | 0 | 0 | 0 | 0 | 0 | 2 | 0 | 0 | 0 | 5 | 0 | |
| | | Other Manner of Disposition | 1 | 0 | 0 | 0 | 0 | 0 | 0 | 0 | 1 | 0 | 0 | 0 | 0 | 0 | |
| | | Elko Municipal Court | New Filings (cases) | 5 | 0 | 0 | 0 | 47 | 0 | 0 | 58 | 49 | 40 | 2 | 401 | 10 | |
| | | | Reopened (cases) | 3 | 0 | 0 | 0 | 13 | 0 | 0 | 7 | 1 | 13 | 0 | 5 | 0 | |
| | | | Charges | 5 | 0 | 0 | 0 | 58 | 0 | 1 | 63 | 88 | 40 | 4 | 460 | 17 | |
| | | | Grand Total Dispositions | 6 | 0 | 0 | 0 | 35 | 0 | 0 | 75 | 44 | 57 | 1 | 349 | 8 | |
| | | Total Non-Trial Dispositions | 6 | 0 | 0 | 0 | 25 | 0 | 0 | 63 | 42 | 43 | 1 | 333 | 0 | | |
| | | Total Trial Dispositions | 0 | 0 | 0 | 0 | 0 | 0 | 0 | 1 | 1 | 1 | 0 | 7 | 0 | | |
| | | Other Manner of Disposition | 0 | 0 | 0 | 0 | 10 | 0 | 0 | 11 | 1 | 13 | 0 | 9 | 8 | | |
| | | Wells Municipal Court | New Filings (cases) | 0 | 0 | 0 | 0 | 1 | 0 | 0 | 9 | 16 | 0 | 1 | 178 | 0 | |
| | | | Reopened (cases) ^c | - | - | - | - | - | - | - | - | - | - | - | - | - | |
| | Charges | | 0 | 0 | 0 | 0 | 1 | 0 | 0 | 12 | 21 | 0 | 1 | 222 | 0 | | |
| | Grand Total Dispositions | | 0 | 0 | 0 | 0 | 0 | 0 | 0 | 1 | 2 | 0 | 0 | 168 | 0 | | |
| | Total Non-Trial Dispositions | 0 | 0 | 0 | 0 | 0 | 0 | 0 | 0 | 2 | 0 | 0 | 167 | 0 | | | |
| | Total Trial Dispositions | 0 | 0 | 0 | 0 | 0 | 0 | 0 | 1 | 0 | 0 | 0 | 1 | 0 | | | |
| Other Manner of Disposition | 0 | 0 | 0 | 0 | 0 | 0 | 0 | 0 | 0 | 0 | 0 | 0 | 0 | | | | |
| West Wendover Municipal Court | New Filings (cases) | 31 | 0 | 0 | 0 | 61 | 0 | 0 | 6 | 15 | 36 | 0 | 753 | 5 | | | |
| | Reopened (cases) | 0 | 0 | 0 | 0 | 0 | 0 | 0 | 0 | 0 | 0 | 0 | 0 | 0 | | | |
| | Charges | 38 | 0 | 0 | 0 | 67 | 0 | 0 | 11 | 25 | 36 | 2 | 807 | 6 | | | |
| | Grand Total Dispositions | 21 | 0 | 0 | 0 | 51 | 0 | 0 | 6 | 14 | 33 | 1 | 749 | 2 | | | |
| Total Non-Trial Dispositions | 21 | 0 | 0 | 0 | 48 | 0 | 0 | 5 | 13 | 32 | 1 | 741 | 2 | | | | |
| Total Trial Dispositions | 0 | 0 | 0 | 0 | 1 | 0 | 0 | 0 | 1 | 1 | 0 | 7 | 0 | | | | |
| Other Manner of Disposition | 0 | 0 | 0 | 0 | 2 | 0 | 0 | 1 | 0 | 0 | 0 | 1 | 0 | | | | |
| 7th Judicial District | Lincoln County | Caliente Municipal Court | New Filings (cases) | 0 | 0 | 0 | 0 | 0 | 0 | 0 | 0 | 0 | 0 | 0 | 0 | 0 | |
| | | | Reopened (cases) | 0 | 0 | 0 | 0 | 0 | 0 | 0 | 0 | 0 | 0 | 0 | 0 | 0 | |
| | | | Charges | 0 | 0 | 0 | 0 | 0 | 0 | 0 | 0 | 0 | 0 | 0 | 0 | 0 | |
| | | | Grand Total Dispositions | 0 | 0 | 0 | 0 | 0 | 0 | 0 | 0 | 0 | 0 | 0 | 0 | 0 | |
| | Total Non-Trial Dispositions | 0 | 0 | 0 | 0 | 0 | 0 | 0 | 0 | 0 | 0 | 0 | 0 | 0 | | | |
| | Total Trial Dispositions | 0 | 0 | 0 | 0 | 0 | 0 | 0 | 0 | 0 | 0 | 0 | 0 | 0 | | | |
| | Other Manner of Disposition | 0 | 0 | 0 | 0 | 0 | 0 | 0 | 0 | 0 | 0 | 0 | 0 | 0 | | | |
| | White Pine County | Ely Municipal Court | New Filings (cases) | 10 | 1 | 1 | 0 | 23 | 17 | 2 | 24 | 23 | 43 | 0 | 329 | 0 | |
| | | | Reopened (cases) ^c | - | - | - | - | - | - | - | - | - | - | - | - | - | |
| | | | Charges | 11 | 1 | 1 | 0 | 25 | 20 | 3 | 36 | 27 | 45 | 0 | 450 | 0 | |
| Grand Total Dispositions | | | 12 | 7 | 0 | 0 | 25 | 21 | 0 | 36 | 29 | 34 | 1 | 384 | 2 | | |
| Total Non-Trial Dispositions | | | 12 | 4 | 0 | 0 | 20 | 20 | 0 | 30 | 27 | 16 | 0 | 375 | 2 | | |
| Total Trial Dispositions | | | 0 | 3 | 0 | 0 | 5 | 1 | 0 | 6 | 2 | 18 | 1 | 9 | 0 | | |
| Other Manner of Disposition | 0 | 0 | 0 | 0 | 0 | 0 | 0 | 0 | 0 | 0 | 0 | 0 | 0 | | | | |

^c Reopened (cases) not reported.

Source: Uniform System for Judicial Records, Nevada AOC, Research and Statistics Unit.

Table B7-2. Criminal Caseload Processed by Municipal Courts in Nevada, Fiscal Year 2017.

| Municipal Court, Criminal Caseload, Misdemeanor (3 of 3) | | | | Crimes Against Persons, Misdemeanor | Domestic Violence, Misdemeanor | Elder Abuse, Misdemeanor | Protection Order Violation, Misdemeanor | Crimes Against Property, Misdemeanor | Drugs, Misdemeanor | Weapons, Misdemeanor | Public Order, Misdemeanor | Other Non-Traffic, Misdemeanor | Motor Vehicle - DUI, Misdemeanor | Motor Vehicle - Reckless, Misdemeanor | Traffic, Misdemeanor | Parking | |
|--|---------------------------------|------------------------------|---------------------------------|-------------------------------------|--------------------------------|--------------------------|---|--------------------------------------|--------------------|----------------------|---------------------------|--------------------------------|----------------------------------|---------------------------------------|----------------------|---------|-----|
| | | | | | | | | | | | | | | | | | |
| 8th Judicial District | Clark County | Boulder Municipal Court | New Filings (cases) | 25 | 41 | 0 | 0 | 40 | 41 | 3 | 27 | 36 | 69 | 5 | 2,043 | 70 | |
| | | | Reopened (cases) | 1 | 3 | 0 | 0 | 0 | 0 | 0 | 0 | 0 | 0 | 2 | 0 | 11 | 0 |
| | | | Charges | 31 | 45 | 0 | 0 | 48 | 65 | 4 | 39 | 53 | 81 | 5 | 5 | 2,700 | 87 |
| | | | Grand Total Dispositions | 24 | 34 | 0 | 0 | 37 | 63 | 3 | 32 | 33 | 76 | 5 | 4 | 2,063 | 76 |
| | | Total Non-Trial Dispositions | 20 | 27 | 0 | 0 | 34 | 63 | 2 | 31 | 32 | 74 | 4 | 5 | 2,059 | 76 | |
| | | Total Trial Dispositions | 4 | 7 | 0 | 0 | 3 | 0 | 0 | 1 | 1 | 1 | 1 | 1 | 2 | 0 | |
| | | Other Manner of Disposition | 0 | 0 | 0 | 0 | 0 | 0 | 1 | 0 | 0 | 1 | 0 | 0 | 2 | 0 | |
| | | Henderson Municipal Court | New Filings (cases) | 396 | 1,365 | 0 | 98 | 910 | 854 | 18 | 116 | 1,505 | 483 | 40 | 17,831 | 478 | |
| | | | Reopened (cases) | 0 | 4 | 0 | 0 | 0 | 0 | 0 | 0 | 0 | 1 | 0 | 0 | 0 | 0 |
| | | | Charges | 430 | 1,484 | 0 | 184 | 1,044 | 1,195 | 25 | 149 | 2,397 | 606 | 54 | 54 | 23,107 | 514 |
| | | | Grand Total Dispositions | 361 | 1,129 | 0 | 80 | 892 | 913 | 25 | 134 | 1,474 | 516 | 43 | 43 | 18,797 | 436 |
| | | Total Non-Trial Dispositions | 336 | 1,075 | 0 | 79 | 842 | 885 | 21 | 110 | 1,419 | 489 | 41 | 41 | 18,369 | 432 | |
| | | Total Trial Dispositions | 9 | 25 | 0 | 0 | 3 | 2 | 0 | 0 | 14 | 3 | 0 | 0 | 33 | 0 | |
| | | Other Manner of Disposition | 16 | 29 | 0 | 1 | 47 | 26 | 4 | 24 | 41 | 24 | 2 | 2 | 395 | 4 | |
| | | Las Vegas Municipal Court | New Filings (cases) | 1,594 | 4,017 | 0 | 172 | 1,456 | 2,992 | 45 | 2,298 | 6,515 | 1,901 | 284 | 63,278 | 499 | |
| | | | Reopened (cases) | 13 | 59 | 0 | 3 | 30 | 29 | 0 | 17 | 12 | 83 | 2 | 2 | 339 | 109 |
| | | | Charges | 2,604 | 4,288 | 0 | 192 | 1,836 | 4,377 | 86 | 3,440 | 7,255 | 3,716 | 497 | 497 | 87,885 | 510 |
| | | | Grand Total Dispositions | 1,552 | 3,695 | 0 | 176 | 1,594 | 3,576 | 43 | 2,323 | 6,198 | 1,844 | 343 | 343 | 61,937 | 486 |
| | | Total Non-Trial Dispositions | 1,531 | 3,626 | 0 | 175 | 1,584 | 3,562 | 43 | 2,293 | 6,161 | 1,821 | 339 | 339 | 61,714 | 479 | |
| | | Total Trial Dispositions | 21 | 69 | 0 | 1 | 10 | 14 | 0 | 30 | 37 | 23 | 4 | 4 | 223 | 7 | |
| | | Other Manner of Disposition | 0 | 0 | 0 | 0 | 0 | 0 | 0 | 0 | 0 | 0 | 0 | 0 | 0 | 0 | |
| | | Mesquite Municipal Court | New Filings (cases) | 57 | 84 | 0 | 0 | 199 | 100 | 1 | 80 | 97 | 59 | 4 | 1,184 | 31 | |
| | | | Reopened (cases) | 0 | 0 | 0 | 0 | 0 | 0 | 0 | 0 | 0 | 0 | 0 | 0 | 0 | |
| | | | Charges | 63 | 92 | 0 | 0 | 241 | 163 | 8 | 129 | 131 | 87 | 4 | 4 | 1,755 | 32 |
| Grand Total Dispositions | 54 | | 82 | 0 | 0 | 146 | 71 | 0 | 67 | 66 | 54 | 2 | 2 | 938 | 30 | | |
| Total Non-Trial Dispositions | 54 | 80 | 0 | 0 | 145 | 70 | 0 | 67 | 66 | 54 | 2 | 2 | 937 | 30 | | | |
| Total Trial Dispositions | 0 | 1 | 0 | 0 | 1 | 1 | 0 | 0 | 0 | 0 | 0 | 0 | 1 | 0 | | | |
| Other Manner of Disposition | 0 | 1 | 0 | 0 | 0 | 0 | 0 | 0 | 0 | 0 | 0 | 0 | 0 | 0 | | | |
| North Las Vegas Municipal Court | New Filings (cases) | 234 | 1,176 | 0 | 64 | 516 | 738 | 25 | 0 | 1,579 | 414 | 91 | 14,649 | 337 | | | |
| | Reopened (cases) | 50 | 429 | 0 | 13 | 168 | 283 | 14 | 0 | 245 | 189 | 27 | 27 | 2,403 | 19 | | |
| | Charges | 268 | 1,282 | 0 | 81 | 601 | 955 | 36 | 0 | 2,520 | 582 | 114 | 114 | 24,568 | 458 | | |
| | Grand Total Dispositions | 230 | 1,138 | 0 | 65 | 545 | 808 | 37 | 1 | 1,586 | 423 | 92 | 92 | 15,717 | 331 | | |
| Total Non-Trial Dispositions | 228 | 1,127 | 0 | 64 | 545 | 806 | 37 | 1 | 1,581 | 422 | 92 | 92 | 15,700 | 330 | | | |
| Total Trial Dispositions | 2 | 11 | 0 | 1 | 0 | 2 | 0 | 0 | 5 | 1 | 0 | 0 | 17 | 1 | | | |
| Other Manner of Disposition | 0 | 0 | 0 | 0 | 0 | 0 | 0 | 0 | 0 | 0 | 0 | 0 | 0 | 0 | | | |
| 10th Judicial District | Churchill County | Fallon Municipal Court | New Filings (cases) | 29 | 29 | 0 | 0 | 118 | 16 | 1 | 34 | 20 | 28 | 1 | 500 | 1 | |
| | | | Reopened (cases) | 0 | 0 | 0 | 0 | 3 | 0 | 0 | 0 | 0 | 0 | 0 | 0 | 1 | 0 |
| | | | Charges | 30 | 33 | 0 | 0 | 136 | 30 | 1 | 40 | 27 | 36 | 1 | 1 | 739 | 2 |
| | | | Grand Total Dispositions | 28 | 25 | 0 | 0 | 107 | 14 | 1 | 29 | 18 | 24 | 1 | 1 | 485 | 0 |
| | | | Total Non-Trial Dispositions | 28 | 24 | 0 | 0 | 107 | 14 | 1 | 29 | 18 | 24 | 1 | 1 | 485 | 0 |
| Total Trial Dispositions | 0 | 1 | 0 | 0 | 0 | 0 | 0 | 0 | 0 | 0 | 0 | 0 | 0 | 0 | | | |
| Other Manner of Disposition | 0 | 0 | 0 | 0 | 0 | 0 | 0 | 0 | 0 | 0 | 0 | 0 | 0 | 0 | | | |

Source: Uniform System for Judicial Records, Nevada AOC, Research and Statistics Unit.

Table B8-1. Civil Caseload Processed by Municipal Courts in Nevada, Fiscal Year 2017.

| Municipal Court, Civil Caseload, Aggregate (1 of 2) | | | Real Property | Tort | Contract | Contested Liens | Other Civil Matters | Totals | | |
|---|-------------------------|-------------------------------------|---------------------------------|----------------------------|----------|-----------------|---------------------|--------|-----|---|
| Totals^a | Nevada Municipal Courts | New Filings (cases) | 0 | 0 | 0 | 0 | 3,857 | 3,857 | | |
| | | Reopened (cases) | 0 | 0 | 0 | 0 | 2 | 2 | | |
| | | Grand Total Dispositions | 0 | 0 | 0 | 0 | 3,415 | 3,415 | | |
| | | Total Non-Trial Dispositions | 0 | 0 | 0 | 0 | 3,410 | 3,410 | | |
| | | Total Trial Dispositions | 0 | 0 | 0 | 0 | 0 | 0 | | |
| | | Other Manner of Disposition | 0 | 0 | 0 | 0 | 5 | 5 | | |
| 2nd Judicial District | Washoe County | Reno Municipal Court | New Filings (cases) | 0 | 0 | 0 | 0 | 140 | 140 | |
| | | | Reopened (cases) | 0 | 0 | 0 | 0 | 2 | 2 | |
| | | | Grand Total Dispositions | 0 | 0 | 0 | 0 | 136 | 136 | |
| | | | Total Non-Trial Dispositions | 0 | 0 | 0 | 0 | 136 | 136 | |
| | | | Total Trial Dispositions | 0 | 0 | 0 | 0 | 0 | 0 | |
| | | | Other Manner of Disposition | 0 | 0 | 0 | 0 | 0 | 0 | |
| | | Sparks Municipal Court | New Filings (cases) | 0 | 0 | 0 | 0 | 33 | 33 | |
| | | Reopened (cases) | 0 | 0 | 0 | 0 | 0 | 0 | | |
| | | Grand Total Dispositions | 0 | 0 | 0 | 0 | 20 | 20 | | |
| | | Total Non-Trial Dispositions | 0 | 0 | 0 | 0 | 20 | 20 | | |
| | | Total Trial Dispositions | 0 | 0 | 0 | 0 | 0 | 0 | | |
| | | Other Manner of Disposition | 0 | 0 | 0 | 0 | 0 | 0 | | |
| 3rd Judicial District | Lyon County | Fernley Municipal Court | New Filings (cases) | 0 | 0 | 0 | 0 | 0 | 0 | |
| | | | Reopened (cases) | 0 | 0 | 0 | 0 | 0 | 0 | |
| | | | Grand Total Dispositions | 0 | 0 | 0 | 0 | 0 | 0 | |
| | | | Total Non-Trial Dispositions | 0 | 0 | 0 | 0 | 0 | 0 | |
| | | | Total Trial Dispositions | 0 | 0 | 0 | 0 | 0 | 0 | |
| | | | Other Manner of Disposition | 0 | 0 | 0 | 0 | 0 | 0 | |
| | | Yerington Municipal Court | New Filings (cases) | 0 | 0 | 0 | 0 | 0 | 0 | |
| | | Reopened (cases) | 0 | 0 | 0 | 0 | 0 | 0 | | |
| | | Grand Total Dispositions | 0 | 0 | 0 | 0 | 0 | 0 | | |
| | | Total Non-Trial Dispositions | 0 | 0 | 0 | 0 | 0 | 0 | | |
| | | Total Trial Dispositions | 0 | 0 | 0 | 0 | 0 | 0 | | |
| | | Other Manner of Disposition | 0 | 0 | 0 | 0 | 0 | 0 | | |
| 4th Judicial District | Elko County | Carlin Municipal Court | New Filings (cases) | 0 | 0 | 0 | 0 | 0 | 0 | |
| | | | Reopened (cases) | 0 | 0 | 0 | 0 | 0 | 0 | |
| | | | Grand Total Dispositions | 0 | 0 | 0 | 0 | 0 | 0 | |
| | | | Total Non-Trial Dispositions | 0 | 0 | 0 | 0 | 0 | 0 | |
| | | | Total Trial Dispositions | 0 | 0 | 0 | 0 | 0 | 0 | |
| | | | Other Manner of Disposition | 0 | 0 | 0 | 0 | 0 | 0 | |
| | | | Elko Municipal Court | New Filings (cases) | 0 | 0 | 0 | 0 | 0 | 0 |
| | | | Reopened (cases) | 0 | 0 | 0 | 0 | 0 | 0 | |
| | | | Grand Total Dispositions | 0 | 0 | 0 | 0 | 0 | 0 | |
| | | | Total Non-Trial Dispositions | 0 | 0 | 0 | 0 | 0 | 0 | |
| | | | Total Trial Dispositions | 0 | 0 | 0 | 0 | 0 | 0 | |
| | | | Other Manner of Disposition | 0 | 0 | 0 | 0 | 0 | 0 | |
| | | Wells Municipal Court | New Filings (cases) | 0 | 0 | 0 | 0 | 0 | 0 | |
| | | Reopened (cases)^b | - | - | - | - | - | - | | |
| | | Grand Total Dispositions | 0 | 0 | 0 | 0 | 0 | 0 | | |
| | | Total Non-Trial Dispositions | 0 | 0 | 0 | 0 | 0 | 0 | | |
| | | Total Trial Dispositions | 0 | 0 | 0 | 0 | 0 | 0 | | |
| | | Other Manner of Disposition | 0 | 0 | 0 | 0 | 0 | 0 | | |
| | | West Wendover Municipal Court | New Filings (cases) | 0 | 0 | 0 | 0 | 0 | 0 | |
| | | Reopened (cases) | 0 | 0 | 0 | 0 | 0 | 0 | | |
| | | Grand Total Dispositions | 0 | 0 | 0 | 0 | 0 | 0 | | |
| | | Total Non-Trial Dispositions | 0 | 0 | 0 | 0 | 0 | 0 | | |
| | | Total Trial Dispositions | 0 | 0 | 0 | 0 | 0 | 0 | | |
| | | Other Manner of Disposition | 0 | 0 | 0 | 0 | 0 | 0 | | |

^a Totals reflect aggregate information from the Nevada Municipal Courts. Information contained herein may reflect non-standard reporting and is noted by subsequent footnotes.

^b Reopened (cases) not reported.

Source: Uniform System for Judicial Records, Nevada AOC, Research and Statistics Unit.

Table B8-1. Civil Caseload Processed by Municipal Courts in Nevada, Fiscal Year 2017.

| Municipal Court, Civil Caseload, Aggregate (2 of 2) | | | Real Property | Tort | Contract | Contested Liens | Other Civil Matters | Totals | |
|---|---------------------------------|---------------------------------|---------------------------------|------|----------|-----------------|---------------------|--------|----------------|
| 7th Judicial District | Lincoln County | Caliante Municipal Court | New Filings (cases) | 0 | 0 | 0 | 0 | 0 | 0 |
| | | | Reopened (cases) | 0 | 0 | 0 | 0 | 0 | 0 |
| | | | Grand Total Dispositions | 0 | 0 | 0 | 0 | 0 | 0 |
| | | | Total Non-Trial Dispositions | 0 | 0 | 0 | 0 | 0 | 0 |
| | | | Total Trial Dispositions | 0 | 0 | 0 | 0 | 0 | 0 |
| | | Other Manner of Disposition | 0 | 0 | 0 | 0 | 0 | 0 | |
| | White Pine County | Ely Municipal Court | New Filings (cases) | 0 | 0 | 0 | 0 | 2 | 2 |
| | | | Reopened (cases) ^b | - | - | - | - | - | - ^b |
| | | | Grand Total Dispositions | 0 | 0 | 0 | 0 | 1 | 1 |
| | | | Total Non-Trial Dispositions | 0 | 0 | 0 | 0 | 0 | 0 |
| | | Total Trial Dispositions | 0 | 0 | 0 | 0 | 0 | 0 | |
| | Other Manner of Disposition | 0 | 0 | 0 | 0 | 1 | 1 | | |
| 8th Judicial District | Clark County | Boulder Municipal Court | New Filings (cases) | 0 | 0 | 0 | 0 | 7 | 7 |
| | | | Reopened (cases) | 0 | 0 | 0 | 0 | 0 | 0 |
| | | | Grand Total Dispositions | 0 | 0 | 0 | 0 | 0 | 0 |
| | | | Total Non-Trial Dispositions | 0 | 0 | 0 | 0 | 0 | 0 |
| | | | Total Trial Dispositions | 0 | 0 | 0 | 0 | 0 | 0 |
| | | | Other Manner of Disposition | 0 | 0 | 0 | 0 | 0 | 0 |
| | | | New Filings (cases) | 0 | 0 | 0 | 0 | 173 | 173 |
| | | | Reopened (cases) | 0 | 0 | 0 | 0 | 0 | 0 |
| | | | Grand Total Dispositions | 0 | 0 | 0 | 0 | 159 | 159 |
| | | | Total Non-Trial Dispositions | 0 | 0 | 0 | 0 | 159 | 159 |
| | | | Total Trial Dispositions | 0 | 0 | 0 | 0 | 0 | 0 |
| | | | Other Manner of Disposition | 0 | 0 | 0 | 0 | 0 | 0 |
| | | | New Filings (cases) | 0 | 0 | 0 | 0 | 3,205 | 3,205 |
| | | | Reopened (cases) ^b | - | - | - | - | - | - ^b |
| | | | Grand Total Dispositions | 0 | 0 | 0 | 0 | 2,890 | 2,890 |
| | | Total Non-Trial Dispositions | 0 | 0 | 0 | 0 | 2,886 | 2,886 | |
| | | Total Trial Dispositions | 0 | 0 | 0 | 0 | 0 | 0 | |
| | | Other Manner of Disposition | 0 | 0 | 0 | 0 | 4 | 4 | |
| | | Mesquite Municipal Court | New Filings (cases) | 0 | 0 | 0 | 0 | 6 | 6 |
| | | | Reopened (cases) | 0 | 0 | 0 | 0 | 0 | 0 |
| | | Grand Total Dispositions | 0 | 0 | 0 | 0 | 2 | 2 | |
| | | Total Non-Trial Dispositions | 0 | 0 | 0 | 0 | 2 | 2 | |
| | | Total Trial Dispositions | 0 | 0 | 0 | 0 | 0 | 0 | |
| | | Other Manner of Disposition | 0 | 0 | 0 | 0 | 0 | 0 | |
| | North Las Vegas Municipal Court | New Filings (cases) | 0 | 0 | 0 | 0 | 288 | 288 | |
| | | Reopened (cases) | 0 | 0 | 0 | 0 | 0 | 0 | |
| | | Grand Total Dispositions | 0 | 0 | 0 | 0 | 207 | 207 | |
| | | Total Non-Trial Dispositions | 0 | 0 | 0 | 0 | 207 | 207 | |
| | | Total Trial Dispositions | 0 | 0 | 0 | 0 | 0 | 0 | |
| | | Other Manner of Disposition | 0 | 0 | 0 | 0 | 0 | 0 | |
| 10th Judicial District | Churchill County | Fallon Municipal Court | New Filings (cases) | 0 | 0 | 0 | 0 | 3 | 3 |
| | | | Reopened (cases) | 0 | 0 | 0 | 0 | 0 | 0 |
| | | | Grand Total Dispositions | 0 | 0 | 0 | 0 | 0 | 0 |
| | | | Total Non-Trial Dispositions | 0 | 0 | 0 | 0 | 0 | 0 |
| | | | Total Trial Dispositions | 0 | 0 | 0 | 0 | 0 | 0 |
| | Other Manner of Disposition | 0 | 0 | 0 | 0 | 0 | 0 | | |

^b Reopened (cases) not reported.

Source: Uniform System for Judicial Records, Nevada AOC, Research and Statistics Unit.

Table B9. Juvenile Traffic Caseload Processed by Courts in Nevada, Fiscal Year 2017.

| Juvenile Traffic Caseload | | | New Filings (cases) | Reopened | Charges | Grand Total Dispositions | Total Non-Trial Dispositions | Total Bench Trial Dispositions | Other Manner of Disposition |
|-----------------------------------|------------------------------|---------------------------------|---------------------|-----------|--------------|--------------------------|------------------------------|--------------------------------|-----------------------------|
| Totals ^a | Nevada Courts Total | | 4,915 | 30 | 6,782 | 4,967 | 4,887 | 43 | 37 |
| | District Court Total | | 2,286 | 29 | 3,136 | 2,247 | 2,181 | 42 | 24 |
| | Justice Court Total | | 2,195 | 1 | 3,114 | 2,276 | 2,273 | 1 | 2 |
| | Municipal Court Total | | 434 | 0 | 532 | 444 | 433 | 0 | 11 |
| First Judicial District | Carson City | Carson City District Court | 240 | 3 | 319 | 190 | 190 | 0 | 0 |
| | Storey County | Storey County District Court | 7 | 0 | 8 | 5 | 5 | 0 | 0 |
| Second Judicial District | Washoe County | Washoe County District Court | 1,140 | 0 | 1,648 | 1,166 | 1,148 | 18 | 0 |
| | | Incline Village Justice Court | 14 | 0 | 16 | 16 | 16 | 0 | 0 |
| Third Judicial District | Lyon County | Lyon County District Court | 194 | 1 | 275 | 188 | 184 | 2 | 2 |
| Fourth Judicial District | Elko County | Elko County District Court | 210 | 0 | 256 | 208 | 194 | 14 | 0 |
| Fifth Judicial District | Esmeralda County | Esmeralda County District Court | 6 | 0 | 6 | 3 | 0 | 0 | 3 |
| | Nye County | Nye County District Court | 72 | 8 | 98 | 27 | 7 | 2 | 18 |
| Sixth Judicial District | Humboldt County | Humboldt County District Court | 103 | 1 | 124 | 121 | 114 | 6 | 1 |
| Seventh Judicial District | Eureka County | Eureka Justice Court | 1 | 0 | 1 | 0 | 0 | 0 | 0 |
| | Lincoln County | Meadow Valley Justice Court | 12 | 0 | 15 | 11 | 11 | 0 | 0 |
| | | Pahrnagat Valley Justice Court | 11 | 0 | 12 | 9 | 8 | 0 | 1 |
| | White Pine County | Ely Justice Court | 33 | 0 | 42 | 33 | 31 | 1 | 1 |
| Eighth Judicial District | Clark County | Boulder Justice Court | 9 | 0 | 10 | 7 | 7 | 0 | 0 |
| | | Bunkerville Justice Court | 8 | 0 | 11 | 15 | 15 | 0 | 0 |
| | | Goodsprings Justice Court | 24 | 0 | 32 | 27 | 27 | 0 | 0 |
| | | Henderson Justice Court | 131 | 0 | 164 | 144 | 144 | 0 | 0 |
| | | Las Vegas Justice Court | 1,876 | NR | 2,708 | 1,941 | 1,941 | 0 | 0 |
| | | Laughlin Justice Court | 23 | 1 | 33 | 26 | 26 | 0 | 0 |
| | | Moapa Justice Court | 11 | 0 | 13 | 9 | 9 | 0 | 0 |
| | | Moapa Valley Justice Court | 21 | 0 | 28 | 16 | 16 | 0 | 0 |
| | | North Las Vegas Justice Court | 9 | 0 | 13 | 8 | 8 | 0 | 0 |
| | | Searchlight Justice Court | 12 | 0 | 16 | 14 | 14 | 0 | 0 |
| | | Boulder Municipal Court | 21 | 0 | 38 | 26 | 25 | 0 | 1 |
| | | Henderson Municipal Court | 370 | 0 | 438 | 386 | 376 | 0 | 10 |
| | | Mesquite Municipal Court | 43 | 0 | 56 | 32 | 32 | 0 | 0 |
| Ninth Judicial District | Douglas County | Douglas County District Court | 188 | NR | 257 | 186 | 186 | 0 | 0 |
| Tenth Judicial District | Churchill County | Churchill County District Court | 79 | 16 | 98 | 102 | 102 | 0 | 0 |
| Eleventh Judicial District | Lander County | Lander County District Court | 0 | 0 | 0 | 1 | 1 | 0 | 0 |
| | Mineral County | Mineral County District Court | 0 | 0 | 0 | 0 | 0 | 0 | 0 |
| | Pershing County | Pershing County District Court | 47 | 0 | 47 | 50 | 50 | 0 | 0 |

^a Totals reflect aggregate information from the Nevada Justice Courts. Information contained herein may reflect non-standard reporting and is noted by subsequent footnotes.

NR Not reported.

Source: Uniform System for Judicial Records, Nevada AOC, Research and Statistics Unit.

Criminal Caseload Glossary

When to Count Filings: Cases are counted by defendants in District Court when the court receives notification of a bind over from a lower court or receives the formal charging document from the District Attorney's Office. Felony and gross misdemeanor filings in Justice Court are counted by defendants when the court receives the formal charging document, generally a complaint or citation. Misdemeanor and traffic filings in Justice and Municipal Courts are counted by defendants when the court receives the citation or complaint. Cases with multiple charges that span different categories and types are classified by hierarchies that are defined in the *Nevada Courts Statistical Reporting Dictionary*, and can be found at <http://nvcourts.gov/>.

Criminal Case Categories: A broad classification category for trial court caseload that includes cases involving the alleged violation of a state law, local ordinance, or federal regulation (traffic only).

[Listed in hierarchal order, felony = highest]

- **Felony** – Cases heard at District Court, with preliminary hearings at Justice Court, for defendants charged with a violation of state law that is punishable by death or imprisonment in the state prison.
- **Gross Misdemeanor** – Cases heard at District Court, with preliminary hearings at Justice Court, for defendants charged with a violation of state law that involves an offense that does not fit within the definitions of felony, misdemeanor, or traffic cases. Gross misdemeanor offenses are punishable by fine or incarceration or both for no more than \$2,000 or 1 year, respectively (unless the statute in force at the time of commission of such an offense prescribed a different penalty).
- **Misdemeanor (Non-traffic)** – Cases heard at Justice and Municipal Courts for defendants charged with the violation of state law or local ordinance that involves an offense punishable by fine or incarceration or both for no more than \$1,000 or 6 months, respectively (unless the statute in force at the time of commission of such an offense prescribed a different penalty).
- **Traffic Misdemeanor** – Cases heard at Justice and Municipal Courts for moving and non-moving violations of traffic law or ordinance that do not pertain to parking of a motor vehicle.
- **Parking Violations** – Cases heard at Justice and Municipal Courts for parking of a motor vehicle in violation of a traffic law or ordinance.
- **Appeal from Limited Jurisdiction Court** – Cases heard at District Court in which the court reviews the judgment of a Justice or Municipal Court for a criminal case.

Criminal Case Types: The following case types can be felony, gross misdemeanor, or misdemeanor (non-traffic) criminal case categories, unless otherwise noted.

- **Crimes Against Persons** – A case type in which a defendant is charged with a crime against person(s). Examples include assault with a deadly weapon, rape, kidnapping, murder, manslaughter, and robbery.
- **Domestic Violence** – A case type involving allegations of violence, coercion, or intimidation by a family or household member against another family or household member.
- **Elder Abuse** – A case type involving allegations of abusing, neglecting, exploiting, or isolating older persons.
- **Child Abuse and Neglect** – A case type in which a person is charged with willfully exposing, causing, or permitting a child who is less than 18 years of age to suffer unjustifiable physical pain or mental suffering as a result of abuse or neglect. This case type is only reported in felony or gross misdemeanor case categories.
- **Protection Order Violation** – A case type alleging violation of a court order that was issued to help protect an individual from stalking and harassment or to protect minors from harm.
- **Crimes Against Property** – A case type in which a defendant is charged with a crime against property. Examples include grand larceny, burglary, auto theft, arson, forgery, fraud, embezzlement, vandalism, and bad checks.
- **Drugs** – A case type involving illegal possession, sale, use, manufacture, trafficking, or furnishing of drugs.
- **Weapons** – A case type involving violations of regulations or statutes controlling the carrying, using, possessing, furnishing, and manufacturing of deadly weapons or silencers.
- **Motor Vehicle - DUI** – A case type that involves a charge of driving under the influence of either alcohol or drugs (DUI), or driving while impaired. This case type is only reported in felony or misdemeanor case categories.
- **Motor Vehicle - Reckless Driving** – A case type that involves a charge of driving a motor vehicle in such a way as to willfully or wantonly endanger the safety of others or with disregard for the consequences. This case type is only reported in felony or misdemeanor case categories.
- **Motor Vehicle - Other** – A case type including cases of unknown specificity or cases not attributable to one of the other previously defined motor vehicle case types. This case type is only reported in felony or gross misdemeanor case categories.
- **Public Order** – A case type involving violations of liquor laws, drunkenness, gambling, and prostitution. Some jurisdictions refer to these as “public nuisance” or “quality of life” offenses, or “crimes against society.”
- **Other** – A case type including cases of unknown specificity or cases not attributable to one of the other previously defined case categories. Other can be classified as “Other Felony,” “Other Gross Misdemeanor,” and “Other Non-Traffic Misdemeanor.”

Criminal Caseload Glossary

When to Count Dispositions: A criminal case is considered disposed when adjudication for that case occurs. For statistical purposes, adjudication is defined as date of sentencing, date of adjudication, or date charges are disposed, whichever occurs last. Cases with multiple charges that require multiple types of disposition are only counted as one type and are classified by hierarchies that are defined in the *Nevada Courts Statistical Reporting Dictionary*, and can be found at <http://nvcourts.gov/>.

Non-Trial Dispositions (District Court): A subtype of case dispositions where the case is resolved without a bench or jury trial. This subtype includes:

- Nolle Prosequi (before trial)
- Dismissed (after diversion)
- Dismissed (before trial)
- Guilty Plea with Sentence (before trial)
- Transferred (before/during trial)

Bench Trial Dispositions (District Court): A subtype of case dispositions where the case is resolved with a judicial officer determining both the issues of fact and law in a criminal case. This subtype includes:

- Dismissed (during trial)
- Acquittal
- Guilty Plea with Sentence (during trial)
- Conviction

Jury Trial Dispositions (District Court): A subtype of case dispositions where the case is resolved with an empaneled jury determining the issues of fact and returning a verdict in a criminal case. This subtype includes:

- Dismissed (during trial)
- Acquittal
- Guilty Plea with Sentence (during trial)
- Conviction

Non-Trial Dispositions (Justice and Municipal Courts): A subtype of case dispositions where the case is resolved without a bench or jury trial. This subtype includes:

- Bail Forfeiture
- Nolle Prosequi (before trial)
- Dismissed (before preliminary hearing)
- Guilty Plea with Sentence (before preliminary hearing)
- Waiver of Preliminary Hearing
- Dismissed (during preliminary hearing)
- Guilty Plea with Sentence (during preliminary hearing)
- Bindover
- Dismissed (after diversion)
- Dismissed (before trial)
- Guilty Plea With Sentence (before trial)
- Transferred (before/during trial)

Trial Dispositions (Justice and Municipal Courts): A subtype of case dispositions where the case is resolved with a judicial officer or an empaneled jury determining both the issues of fact and law in a criminal case. This manner of disposition is not used for felony and gross misdemeanor cases in Justice Courts. Municipal Courts do not hear felony or gross misdemeanor cases. This subtype includes:

- Dismissed (during trial)
- Acquittal
- Guilty Plea with Sentence (during trial)
- Conviction

Other Manner of Disposition (All court jurisdictions): A disposition classification of unknown specificity or not attributable to one of the other defined categories.

Civil Caseload Glossary

When to Count Filings: Cases are counted when a petition or complaint is filed with the court or the court receives a motion.

Civil Case Types: A broad classification category for caseload statistics that includes cases requesting the enforcement or protection of a right and/or the redress or prevention of a wrong, within the jurisdictional limits of the court.

District Court Case Types:

- **Real Property** – Cases that deal with ownership or rights in real property excluding construction defect or negligence; includes unlawful detainer and other landlord/tenant disputes; judicial foreclosure and other title to property issues; condemnation and eminent domain issues; and other real property cases that do not fit in one of the other mentioned subtypes.
- **Torts** – Cases that deal with an injury or wrong committed either against a person or person's property by a party who either did or did not do something they were or were not supposed to do; includes negligence issues for autos, premises, and other negligence issues that do not fit in one of the other mentioned subtypes; includes malpractice issues concerning medical and dental, legal, accounting, and other malpractice issues that do not fit in one of the other mentioned subtypes; and includes product liability, intentional misconduct, employment, insurance, and other tort case issues that do not fit in one of the other mentioned subtypes.
- **Probate** – Cases that deal with the probate of a will, trust, or estate of a deceased person; includes summary administration, general administration, special administration, set aside, probate trust, and other probate cases that do not fit in one of the other mentioned subtypes.
- **Construction Defect** – Cases that deal with defects in construction; includes matters that involve NRS Chapter 40 and other construction defect issues.
- **Contract** – Cases that deal with an alleged failure to perform any promise that forms the whole or part of a contract; includes uniform commercial code, building and construction, insurance carrier, commercial instrument, collection of accounts, employment, and other contract matters that do not fit in one of the other mentioned subtypes.
- **Judicial Review/Appeal** – Cases that deal with the judicial review of decisions by administrative agencies, lower courts, and other matters; includes review of foreclosure mediation, petition to seal records, mental competency, and administrative agency appeals concerning the department of motor vehicles, worker's compensation, and other Nevada state agencies, as well as appeals from lower courts and other judicial review/appeal matters that do not fit in one of the other mentioned subtypes.
- **Civil Writs** – Cases that deal with any order requiring performance or adherence of performance of an act not associated with an existing case and whereby no other legal remedy exists; includes writs of habeas corpus, mandamus, quo warranto, prohibition, and other civil writs that do not fit in one of the other mentioned subtypes.
- **Other Civil** – Cases that deal with compromise of minor's claim, foreign judgment, and all other civil matters that do not fit in one of the above case types.

Justice and Municipal Court Case Types:

- **Real Property** – Cases that deal with ownership or rights in real property excluding construction defect or negligence; includes summary eviction, unlawful detainer, and other real property cases that do not fit in one of the other mentioned subtypes.
- **Torts** – Cases that deal with an injury or wrong committed either against a person or person's property by a party who either did or did not do something they were or were not supposed to do; includes negligence issues for autos, premises, and other negligence issues that do not fit in one of the other mentioned subtypes; and includes intentional misconduct and other tort case issues that do not fit in one of the other mentioned subtypes.
- **Contract** – Cases that deal with an alleged failure to perform any promise that forms the whole or part of a contract; includes seller plaintiff issues concerning collection of credit card debt and payday loan debt, debt collection agency matters, or other debt collection matters that do not fit in one of the other mentioned subtypes; and includes contract buyer plaintiff and other contract matters that do not fit in one of the other mentioned subtypes.
- **Contested Liens** – Cases that deal with the validity of liens, or requests the enforcement of liens.
- **Other Civil** – Cases that deal with all other civil matters that do not fit in one of the above case types.
- **Small Claims** – Cases that deal with recovery of money only, where the amount does not exceed the jurisdictional limit (currently \$10,000), and the defendant named is currently a resident, does business in, or is employed in the township where the court is located. Small claims are heard in Justice Court only.
- **Request for Domestic Violence Protection Order** – Cases that deal with requests for temporary order for protection against domestic violence. Request for domestic violence protection order are reported by Justice Court only.
- **Request for Protection Order (Non-Domestic Violence)** – Cases that deal with requests for temporary order for protection against harassment in the workplace, sexual assault, stalking, or threat to life, not related to domestic violence. Request for protection order (non-domestic violence) are reported by Justice Court only.

Civil Caseload Glossary

When to Count Dispositions: A civil case is considered disposed when adjudication of the matter occurs. For statistical purposes, adjudication is defined as the date judgment is entered. Cases where multiple claims or parties are adjudicated are only reported as one type, determined by the court of record.

Non-Trial Dispositions (All Jurisdictions, Non- Protection Orders): A subtype of case dispositions where the case is resolved without a bench or jury trial. This subtype includes:

- Voluntary Dismissal
- Involuntary Dismissal
- Transferred (before trial)
- Judgment on Arbitration
- Stipulated Dismissal
- Stipulated Judgment
- Default Judgment
- Motion to Dismiss by the Defendant(s)
- Summary Judgment

Non-Trial Dispositions (Justice Court, Protection Orders Only): A subtype of case dispositions where the case is resolved without a bench or jury trial. This subtype includes:

- Voluntary Dismissal
- Involuntary Dismissal
- Transferred (before trial)
- Denied without Hearing
- Granted without Hearing
- Denied with Hearing
- Granted with Hearing

Bench Trial Dispositions (District Court): A subtype of case dispositions where the case is resolved when a judicial officer hears a trial of matter or cause to determine both the issues of fact and law in a civil case. This subtype includes:

- Disposed After Trial Start (bench trial)
- Judgment Reached (bench trial)

Jury Trial Dispositions (District Court): A subtype of case dispositions where the case is resolved with an empaneled jury to hear a trial of matter or cause in a civil case. This subtype includes:

- Disposed After Trial Start (jury trial)
- Verdict Reached

Trial Dispositions (Justice and Municipal Courts): A subtype of case dispositions where the case is resolved with a judicial officer or an empaneled jury to hear a trial of matter or cause in a civil case. This subtype includes:

- Disposed After Trial Start (bench trial)
- Judgment Reached (bench trial)
- Disposed After Trial Start (jury trial)
- Verdict Reached

Other Manner of Disposition (All Jurisdictions): A disposition classification of unknown specificity or not attributable to one of the other defined categories.

Family Caseload Glossary

When to Count Filings: Cases are counted when the court receives an originating petition, request, or complaint.

Family Case Types: A broad classification category for caseloads involving domestic or family-related matters (excluding juvenile-related) in District Courts; the processing of which follows Nevada statutes, court rules, local regulations, and federal regulations.

- **Marriage Dissolution** – Cases that involve divorce, annulment, or separate maintenance, as well as all issues concerning custody, support, and visitation resulting from the dissolution of the relationship.
- **Paternity** – Cases that involve paternity issues as defined by Nevada statute.
- **Custody (Non-Divorce)** – Cases that involve individual requests where the court makes a determination regarding the control or care of a child.
- **IV-D - UIFSA (Uniform Interstate Family Support Act)** – Cases that require maintenance, under Title IV-D of the Social Security Act of 1973, of a spouse or child when one party resides in another state.
- **IV-D Intrastate (Non-Divorce)** – Cases that require maintenance, under Title IV-D of the Social Security Act of 1973, of a spouse or child when both parties reside in Nevada.
- **Other Support (Non-Divorce)** – Cases of unknown specificity or cases not attributable to one of the other previously defined support case categories.
- **Visitation (Non-divorce)** – Cases that involve individual requests that a court schedule the time an individual will spend with the minor children.
- **State Initiated (TPR) Petition** – Cases that are initiated by a state agency requesting that the court terminate the legal relationship of parent and child.
- **Other (TPR) Petition** – Cases that are initiated by a parent/guardian of a child requesting that the court terminate an existing legal relationship of parent and child.
- **Adoptions** – Cases that involve a request for the establishment of a new, permanent relationship of parent and child between persons not having that relationship naturally.
- **Requests for Domestic Violence Protection Orders** – Cases for temporary order for protection when sufficient evidence exists that there has been domestic violence or the threat of domestic violence exists.
- **Other Domestic Relations Case** – Cases that involve a domestic relations issue that does not fit in one of the other family case types. Examples include name change or permission to marry.
- **Mental Health Cases** – Cases that deal with legal determination as to whether an individual is mentally ill or incompetent and should be placed or remain under care, custody, or treatment.
- **Guardianship** – Cases that deal with guardianship issues involving adults, minors, or trusts.

When to Count Dispositions: A family case is considered disposed when the decision is handed down and/or the final order is filed, whichever occurs first. Cases that require multiple types of adjudication are only counted as one type and are classified by hierarchies that are defined in the *Nevada Courts Statistical Reporting Dictionary*, and can be found at <http://nvcourts.gov/>.

Non-Trial Dispositions: A subtype of case dispositions where the case is resolved without a (bench) trial. This subtype includes:

- Dismissed for Want of Prosecution (Voluntary Dismissals)
- Involuntary (Statutory) Dismissals.
- Default Judgments
- Settled/Withdrawn without Judicial Conference
- Settled/Withdrawn with Judicial Conference
- Settled/Withdrawn by Alternative Dispute Resolution (ADR)
- Transferred

Trial Decisions: A subtype of case dispositions where the case is resolved with a judicial officer determining both the issues of fact and law in a family case. This subtype includes:

- Disposed After Trial Start
- Judgment Reached

Other Manner of Disposition: A disposition classification of unknown specificity or not attributable to one of the other defined categories.

Juvenile Caseload Glossary

When to Count Filings: Cases are counted when the court receives the petition or citation. For delinquency petitions, cases with multiple charges that span different case types are classified by hierarchies that are defined in the *Nevada Courts Statistical Reporting Dictionary*, and can be found at <http://nvcourts.gov/>.

Juvenile Case Types: A broad classification category for caseloads involving juveniles in District Courts (or their designated court), the processing of which follows Nevada statutes, local regulations, and federal regulations for handling matters pertaining to individuals who are defined as juveniles.

- **Delinquency Petitions** – Cases that include a behavior that would be a crime if committed by an adult. Delinquency is characterized by five case types:
 - **Person** – Cases involving murder/manslaughter, sexual assault (including rape and sexual battery), robbery, and assault.
 - **Property** – Cases involving burglary, larceny, auto theft, arson, forgery and counterfeiting, fraud, embezzlement, stolen property (buying or receiving), and vandalism.
 - **Drug** – Cases involving the illegal possession, sale, use, or manufacture of drugs.
 - **Public Order** – Cases involving violations of liquor laws, public drunkenness, disorderly conduct, gambling, prostitution, and other vice. Some jurisdictions refer to these as “public nuisance” or “quality of life” offenses, or “crimes against society.”
 - **Other Delinquency** – Cases of unknown specificity or cases not attributable to one of the other previously defined delinquency case categories.
- **Status Petitions** – Cases that includes petitions involving a juvenile in need of supervision. The juvenile may require guidance, treatment, or rehabilitation because of habitual truancy, habitual disobedience, being ungovernable, or behavior that is injurious or dangerous to others.
- **Child Abuse/Neglect Petitions** – Cases where the behavior of someone other than the juvenile causes the court to concern itself with the well-being of the juvenile. Adults charged with abuse or neglect are counted in the appropriate criminal category.
- **Dependent (no fault)** – Cases alleging one or more of the grounds for dependency without specifically faulting the parent(s) or guardian.
- **Other Dependency/Child Victim** – Cases of unknown specificity or cases not attributable to one of the other previously defined Dependency/Child Victim case categories.
- **Miscellaneous Petitions** – Cases heard at District Court that involves juvenile cases that do not fit in one of the other juvenile categories. An example is Petition for Emancipation.

Juvenile-Related Proceeding: A broad classification category for trial court caseload inventory that include juvenile-related proceedings that are not considered cases. Juvenile related proceedings are related to an already filed (counted) case or one that will not result in an official case filing.

- **Informal Hearing** – Any hearing by a judicial officer in which no formal charge has been filed with the court.
- **Detention Hearing** – Any hearing requesting a juvenile to be held in detention, or continued to be held in detention, pending further court action within the same or another jurisdiction.
- **Extradition Hearing** – Any hearing in which evidence is presented so that the court can determine if a juvenile should be surrendered to another state jurisdiction.
- **Protective Custody Hearing** – Any hearing held to determine if the risk to a child is great enough to warrant removal, or continued removal, from their custodian.

Juvenile Caseload Glossary

When to Count Dispositions: A juvenile case is considered disposed when adjudication of the matter occurs. Cases that require multiple types of adjudication are only counted as one type and are classified by hierarchies that are defined in the *Nevada Courts Statistical Reporting Dictionary*, and can be found at <http://nvcourts.gov/>.

Non-Trial Dispositions: A subtype of case dispositions where the case is resolved without a (bench) trial. This subtype includes:

- Dismissal/Non-Adjudicated
- Adjudicated by Default
- Adjudicated by Plea/Admission/Stipulation
- Disposed by Alternative Dispute Resolution (ADR)
- Waiver/Certify/Transfer to Adult Court
- Transferred to Another Juvenile Court (before/during trial)

Trial Dispositions: A subtype of case dispositions where the case is resolved with a judicial officer determining both the issues of fact and law in a juvenile case through a (bench) trial or evidentiary hearing. This subtype includes:

- Adjudicated After Evidentiary Hearing/Bench Trial

Other Manner of Disposition: A disposition classification of unknown specificity or not attributable to one of the other defined categories.

Juvenile Traffic Caseload Glossary

When to Count Filings: Cases are counted when the court receives the citation.

Juvenile Traffic Case Type: Cases that involves any matter that originates in the court as a traffic citation involving a juvenile that is classified as a misdemeanor traffic violation for an adult.

When to Count Dispositions: A juvenile case is considered disposed when adjudication of the matter occurs. Cases that require multiple types of adjudication are only counted as one type and are classified by hierarchies that are defined in the *Nevada Courts Statistical Reporting Dictionary*, and can be found at <http://nvcourts.gov/>.

Non-Trial Dispositions: A subtype of case dispositions where the case is resolved without a bench or jury trial. This subtype includes:

- Bail Forfeitures
- Nolle Prosequi (before trial)
- Dismissed (after diversion)
- Dismissed (before trial)
- Guilty Plea with Sentence (before trial)
- Transferred to Another Juvenile Court (before/during trial)

Bench Trial Dispositions: A subtype of case dispositions where the case is resolved with a judicial officer determining both the issues of fact and law in a traffic case. This subtype includes:

- Dismissed (during trial)
- Acquittal
- Guilty Plea with Sentence (during trial)
- Conviction

Other Manner of Disposition: A disposition classification of unknown specificity or not attributable to one of the other defined categories.

