

# THE NEVADA JUDICIARY

2021 ANNUAL REPORT





Justice Ron D. Parraguirre



Chief Justice James W. Hardesty




Justice Lidia S. Stiglich



Justice Elissa Cadish



Justice Abbi Silver



Supreme Court of Nevada



Justice Kristina Pickering



Justice Douglas Herndon



Court of Appeals

Judge Bonnie Bulla, Judge Jerome T. Tao, and Chief Judge Michael P. Gibbons



# TABLE OF CONTENTS

A Letter From the Chief Justice.....4

A Note From the State Court Administrator.....5

Strategic Plan .....6

In Memoriam.....7

Pandemic Impacts.....8

Court Innovations.....12

Committees and Commissions.....14

Judicial Programs and Services.....18

Court Structure and Fiscal Overview.....24

**The Nevada Judiciary Court Programs and Caseload Statistics Report**

Pandemic Caseload Impacts.....26

Appellate Courts Summary.....28

Trial Court Overview.....30

Trial Courts Summary (by District) .....32

## Appendix Tables

Available on the Supreme Court Website  
[WWW.NVCOURTS.GOV](http://WWW.NVCOURTS.GOV)



@NEVADASUPREMECOURT



@NEVADAAPPELLATECOURTS



@COURTSNEVADA

Front Cover: Appellate Court Building in Las Vegas.  
 Fiscal Year 2021




## ACCESS TO APPELLATE COURT CASES & HEARINGS


### VIEW CASE FILINGS & HEARINGS

The Nevada Supreme Court, in an effort to increase access to justice and provide transparency, offers public access to pleadings and court orders on cases filed with the Nevada Supreme Court. Individuals may access the case lookup function on the Nevada Supreme Court website [www.nvcourts.gov](http://www.nvcourts.gov) or by scanning the QR code.

In addition, the Nevada Appellate Courts live stream court proceedings, Pardons Board hearings, and administrative matters. People wishing to view court proceedings can do so by going to [www.nvcourts.gov/Supreme/](http://www.nvcourts.gov/Supreme/) and then use the “View the Live Stream Here” link or by scanning the QR code.



# A LETTER FROM THE CHIEF JUSTICE



On behalf of Nevada’s legal system, we are proud to publish this year’s Annual Report of the Nevada Judiciary. The information in this Report provides a summary of the initiatives and innovations by Nevada’s Judiciary to provide access to justice while facing the many challenges caused by the pandemic. Even though the pandemic brought our society to a halt, the disputes filed in the court system did not go on lockdown. As the realities of the pandemic became clear, the Judiciary pivoted to technology, where it could, to hold court hearings remotely. The use of remote hearings may be one of the few bright spots to come from the pandemic.

That said, some of the court’s work simply cannot be done remotely—most notably, jury trials in criminal and civil cases. As I outlined in the State of the Judiciary Address to the Legislature in March of this year, most jury trials were suspended at the beginning of the pandemic because the courts were not equipped to meet the health concerns required by the CDC and state orders. This has contributed to a significant backlog in cases that may take several years to clear. These and many more challenges confronting Nevada’s Judiciary will require added resources and collaboration by all agencies of government to restore the timely, efficient adjudication of cases pending in Nevada’s courts.

The Annual Report also documents significant progress by the Judiciary in spite of the pandemic. For example, the Appellate Courts’ pending cases are at their lowest number in decades thanks in great measure to the success of the Court of Appeals. Reforms to the guardianship system in our state established rights for protected persons and has improved administration and accountability for guardianship estate funds at risk of loss. Specialty courts continued their incredible success resulting in lives, families, and the futures of unborn children being saved. The Legislative, Executive, and the Judicial Branches have collaborated in an effort to initiate the eviction mediation program and increase the delivery of rent relief to our landlords and tenants.

Nevada’s Judiciary has also, for the first time, undertaken the formulation of a strategic plan that will help guide our future goals and objectives. Our judges and court employees are committed to bring “equal justice to all,” and I thank them for their service to the citizens of our state. We will continue to earn the public’s trust and confidence if we adhere to the rule of law, are proactive in the management of our cases, provide access to our courts, are accountable for our conduct, and are transparent in the administration of justice.

A handwritten signature in black ink that reads "James W. Hardesty". The signature is written in a cursive, flowing style.

James W. Hardesty  
Chief Justice  
Supreme Court of Nevada



SCAN TO ACCESS  
FULL STATE OF  
JUDICIARY



# A NOTE FROM THE STATE COURT ADMINISTRATOR



**“I FIND THE GREAT THING IN THE WORLD IS NOT SO MUCH WHERE WE STAND, AS IN WHAT DIRECTION WE ARE MOVING—WE MUST SAIL SOMETIMES WITH THE WIND AND SOMETIMES AGAINST IT—BUT WE MUST SAIL, AND NOT DRIFT, NOR BE AT ANCHOR.” – OLIVER WENDELL HOLMES SR.**

Fiscal year 2021 saw the continuation of a nationwide revolution in the delivery of justice. Nevada was no exception. We all faced professional and personal obstacles in our own way. However, the collective experience from the pandemic was to question in what direction we are moving.

I joined the Nevada Judiciary as State Court Administrator and the Administrative Office of the Courts as Director in February 2021. At that time, the Court was well ahead of many other states in safety protocols, vaccination coordination, and remote work. Through the end of the fiscal year, the Court maintained its leadership by implementing reopening policies that protected the public, judges, justices, and our staff. We had no COVID-19 transmission cases in any of the appellate court facilities. We safely reopened to the public under protocols that were months ahead of what later became statewide mandates. Our success is due to the research performed by, and a commitment to safety from, the Court and our management team.

My predecessor’s fiscal year 2020 letter discussed better ways of operating with some areas remaining a frustration. I picked up where she left off and asked how we may be able to sustain process improvements while reducing barriers to progress. Of course we do not have the complete answer; however, we are moving in the right direction. The Court was awarded grant funding from the State Justice Institute to establish a strategic campaign for the Nevada Judiciary. The work for this grant has begun and the final product will come in fiscal year 2022. The strategic campaign will set forth the themes required for us to continue improving how we provide justice in Nevada.

I am honored to be a part of the Nevada Judiciary and excited for the sustained innovation that is to come. The achievements of the Court in the last fiscal year are only the beginning because “a mind that is stretched by a new experience can never go back to its old dimensions.” – Oliver Wendell Holmes Jr.

A handwritten signature in black ink, appearing to read 'K Stocks', written in a cursive style.

Katherine Stocks  
Director, Administrative Office of the Courts  
State Court Administrator



# STRATEGIC PLAN ADVANCEMENTS

The Nevada Judiciary moved closer to adopting and implementing a strategic plan to advance the Court’s mission and to sustain innovations administered during the pandemic. The State Justice Institute awarded the Nevada Judiciary a \$55,000 grant to partner with the National Center for State Courts (NCSC) in the development of a strategic plan for Nevada. The process is ongoing with the consultants from the NCSC assisting us to identify and prioritize goals for the Supreme Court and the Nevada Judiciary.

There are unique challenges in initiating and maintaining strategic priorities in our existing system. The Court rotates chief justices annually and a strategic plan will help ensure continuity between tenures. We will use the plan as a reference for future initiatives and opportunities, and it will serve as the guide for providing information to funding authorities at the state and local level.

So far, the NCSC has interviewed justices, judges, court employees, attorneys, and service providers to the courts. Those interviews sought input toward a sustainable vision for the Nevada courts. The NCSC also disseminated an online survey focused on the identification of scalable sustainable improvements to the courts.

At the time of publication, the NCSC is analyzing user responses to provide the Court with recommendations that anticipate the future for the judiciary’s accessibility, timeliness, and efficiency. The plan will set the agenda and action steps necessary to achieve the adopted goals and objectives. This plan will be the official guide for the strategic direction of the Nevada Judiciary and be implemented directly within the Judicial Council and Administrative Office of the Courts. We look forward to the results from the process, and we anticipate providing updates next year on the successes of implementing our strategic campaign.

**“IF YOU FAIL TO PLAN,  
YOU ARE PLANNING TO FAIL.”**  
– BENJAMIN FRANKLIN



# IN MEMORIAM



Judge Valarie Adair passed away on May 30, 2021. She was 56. She was valedictorian at Clark High School in Las Vegas, NV. and later earned her undergraduate degree at Harvard. She went on to earn her law degree at the Georgetown University Law Center in Washington, D.C. After graduating law school, Judge Adair served as a prosecutor in the Clark County District Attorney's Office before being elected in 2002 to the district court bench. She retired in 2020 after a distinguished career.



Judge Steven P. Elliott died January 5, 2021. Judge Elliott was born in 1948 in Hawthorne, CA, and attended Choate Rosemary Hall prep school in Connecticut. In 1971, he graduated from Stanford University. He earned his law degree from the University of Denver, Sturm College of Law in 1975. He later served as the Sparks City Attorney for 17 years before being elected to the district court bench in 1996, and retired in 2013. He continued to serve his community in various ways, including as a well-respected Senior Judge.



Federal Judge Lloyd D. George passed away on October 7, 2020, in Las Vegas, NV. Judge George received his undergraduate degree from Brigham Young University before serving in the United States Air Force. After his service in the military, Judge George graduated from the Berkeley School of Law. Judge George was an advocate for helping those with special needs, and he helped establish Opportunity Village. Judge George served as a Bankruptcy Judge from 1974-84, before being nominated and appointed for a seat on the U.S. District Court in 1984. At the U.S. District Court, he served as Chief Judge from 1992-97 and later assumed senior status in 1997.

**“WHATEVER YOU ARE, BE A GOOD ONE.”**

— ABRAHAM LINCOLN



# PANDEMIC IMPACTS ON THE COURTS

## HOW THE SECOND JUDICIAL DISTRICT COURT NAVIGATED THE PANDEMIC



By Chief Judge  
Scott Freeman

Since March 2020, the Second Judicial District Court (SJDC) has navigated the worldwide public health crisis under the leadership of the SJDC Bench and Court Administration. Like with all courts, the crisis has had a profound impact on how the business of the SJDC is conducted. Beginning in February 2020, the SJDC began to prepare for the possibility of a pandemic and worked with its staff and stakeholders toward establishing virtual protocols. With this advance preparation, the SJDC was able to transition the majority of its functions to remote operations and only had a single day in March 2020 during which no court hearings were conducted. Since March 2020, tens of thousands of court proceedings and meetings have been conducted virtually.

Through the hard work of the SJDC and its stakeholders, the SJDC is not currently experiencing an overall case backlog. While the SJDC has reopened its physical doors to the public, many of its operations remain virtual. In-person jury trials were held from September 2020 until November 2020, and then recommenced in April 2021. Bench trials, evidentiary hearings, and criminal sentencings are also taking place in person. The unknown timeline and inconsistent trajectory of the public health crisis required the SJDC to continue to remain flexible in how it approaches the work of the Court.

Although implementation of a long-term recovery plan is not yet possible, the SJDC is preparing for it. Since March 2020, the SJDC has significantly altered its operations out of necessity. Moving forward, we are carefully examining which of those operational changes should remain in effect long-term. We have heard practitioners in all areas of practice express a desire to have long-term, continuing options for virtual hearings. In many cases, litigation costs can be significantly reduced



by allowing virtual appearances for procedural hearing types, and there is a decreased burden on litigants. Thus, while some hearing types are most appropriately held in person, the SJDC will be looking at which hearing types might be most appropriate to continue long-term in a virtual format.

In addition to court proceedings, the SJDC has implemented process changes in a number of other operational areas and great successes have been realized. The Washoe County Law Library, which has long been a resource for attorneys and self-represented litigants alike, has significantly increased its online offerings. In addition, the library staff has worked hard to hold “Lawyer in the Library” in a virtual format; this highly successful change allows for increased flexibility in scheduling for our attorney volunteers, reduces the required travel time, and no longer requires members of the public to be present at the Court for hours preceding a 10-minute consultation. The Family Peace Center, which provides an option for court-ordered supervised visitation, has successfully held hundreds of virtual visits between children and non-custodial parents. While we look forward to having in-person visitation available again, this option allows out-of-area parents to still have a supervised visitation option. Finally, we have increased the available options for patrons to access the SJDC and now have online chat available and increased online resources.

While numerous successes have been realized, this period of time continues to pose a number of challenges. Keeping SJDC patrons and staff safe and healthy continues to be at the forefront of conversations, and the SJDC will continue to adjust as the public health crisis requires. For jury trials in particular, safety protocols continue to pose logistical challenges. In addition, we continue to evaluate how our technology must be increased to meet the demands of our current world.

## HOW THE SIXTH JUDICIAL DISTRICT COURT ADDRESSED THE PANDEMIC



By Judge  
Mike Montero

It has been anything but quiet in the Sixth Judicial District Court (6JDC) since March 2020, the start of the worldwide COVID-19 pandemic. Whether it’s taking a literal chain saw to the jury box, or relocating the jury selection process to the Winnemucca Convention Center in an attempt to satisfy “social distancing” requirements, the 6JDC has continued to function at nearly full force.

The 6JDC has held a total of five jury trials (one civil, four criminal) and several in-person bench trials. All jury selections have been graciously moved to the Winnemucca Convention Center. Once selected, jurors are moved to the Humboldt County Courthouse for actual trial proceedings. To create more space for counsel and jurors, the jury box was torn out—the jury now sits in the gallery while counsel is free to move about the well. Additional tables were also supplemented so that witnesses can testify from the witness stand or from a table in the center of the courtroom.


To allow for hearings to remain in person, the 6JDC implemented mask and social distancing policies, built physical barriers of plexiglass, and limited entry into the courtroom to essential parties and some members of the public. The 6JDC encouraged virtual appearances by significantly upgrading its technology, which included the installation of numerous television monitors, microphones, speakers, computers, and cameras, and partnering with a new IT group to streamline the system. We expect this virtual appearance option to be available indefinitely, as it increases access to justice and lessens the financial burden and inconvenience on out-of-state and out-of-town parties, attorneys, and witnesses.

Most notably, the 6JDC worked with its treatment court team—in-house case managers and coordinators, counselors at the Family Support Center, and local law enforcement—to implement procedures that ensured its treatment courts would remain intact for the sake of client recovery. In a time of quarantine and isolation, the treatment court team focused on the human element, emphasizing client health. This included increased daily contact with clients via telephone and Zoom, switching to virtual treatment court and counseling as needed, breaking down court appearances in phases, increasing incentives, collecting pay stubs and attendance logs through email, and moving self-help options to a virtual platform. Drug testing was also revamped, limiting the number of individuals allowed to test at one time, and requiring clients to wear masks and fill out questionnaires regarding physical symptoms and travel. The treatment court team collectively agreed that additional support was necessary to reduce the harmful effects of quarantine and encourage client success in the midst of apparent chaos.

In addition, the 6JDC hosted multiple events, including a National Drug Court Month Celebration, Mental Health Awareness Month activities, and a Behavioral Health Roundtable. Juvenile Services also kickstarted construction for its

Transitional Living Program, an intervention program within the continuum of care that serves as an effective step-down program for youth returning from a higher level of care, providing housing for minor children awaiting adoption and other services. It includes 24-hour staff supervision, access to mental health and substance abuse practitioners, and on-site programming.

Overall, the 6JDC has adapted quickly to the unknowns of the pandemic. We allow virtual appearance options to patrons and staff, while continuing to be creative through improving technologies and trial strategies. The biggest success of all is that the 6JDC has remained open throughout the pandemic, providing access to justice and services when the community has needed it most.





# HOW THE EIGHTH JUDICIAL DISTRICT COURT HANDLED PANDEMIC ISSUES



By Chief Judge  
Linda M. Bell

The day after the Governor’s shutdown directive, the Eighth Judicial District Court (EJDC) created a plan to ensure that all essential court functions would move forward, including in-custody criminal cases, dependency, delinquency, guardianship, and domestic violence temporary protective orders. We developed protocols to make our court facilities as safe as possible and significantly reduced the number of visitors. We also implemented an emergency customer service number to assist people with court appearance questions.

After ensuring the essential operations of the court could move forward, the EJDC turned its attention to developing a protocol for jury trials. We partnered with community health experts to assist us in developing a trial strategy. I cannot begin to thank our friends at the University Medical Center and the Southern Nevada Health District for their time and effort in helping our court move forward safely. After coming up with a plan, Clark County helped build two “COVID Courtrooms”—courtrooms with social distancing, physical barriers, live-streaming, and special dry hydrogen machines to clean the air. The EJDC also obtained space at the Las Vegas Convention Center, which allowed civil bench and jury trials to go forward.

With all our procedures in place, we were able to begin handling jury trials on a limited basis toward the end of 2020. Even with additional shutdowns at the end of 2020, we completed 8 civil jury trials, 21 criminal jury trials, and 87 short jury trials by the middle of 2021.

With social-distancing restrictions eased, the EJDC has moved trials back into all of our courtrooms. For the safety of our jurors, we are bringing in one panel at a time and coordinating the starting times of all jury trials. Our community health partners assisted in updating our trial protocol to ensure the health and safety of all involved.

Our family division’s heroic efforts during the pandemic resulted in no backlog of family cases. The halt of trials has resulted in some backlog of civil and criminal cases. The EJDC Executive Committee is taking steps to address those numbers, while still keeping everyone’s health and safety a priority. We also have restarted all settlement conference programs to encourage resolution of appropriate cases.

Technology has been key to our success while managing through these times. Fortunately, the court was already equipped with the ability to handle remote appearances, requiring one staff person in the courtroom. I believe the remote appearance is here to stay for many proceedings, which will ensure access to justice and make routine appearances more convenient and less expensive.

Within 5 weeks of the initial shutdown, our IT Department created a program to manage search warrants electronically, saving law enforcement partners significant time. Since the implementation of electronic search warrants, our judges have processed more than 9,400 warrants.

Through significant efforts of our IT Department, within months, the EJDC developed the ability to review and process orders online. Order in the Court (OIC) allows an order to be submitted to a department, reviewed by the appropriate staff, electronically signed by the judge, filed, and electronically served to registered users. OIC reduces costs, increases efficiency by reducing many steps in our old paper process, and allows for increased security of our orders. We have been using OIC for slightly over a year and have processed over 200,000 orders.

Finally, I would like to thank our CEO Steve Grierson, the EJDC executive committee members, former Chief Justice Kristina Pickering, and current Chief Justice James Hardesty for their support of the EJDC as we have navigated through unprecedented times.

**“TECHNOLOGY HAS BEEN KEY TO OUR SUCCESS...”**

**– CHIEF JUDGE LINDA M. BELL**



# COURT INNOVATIONS

**THE JUDICIARY CONTINUALLY STRIVES TO IMPROVE ACCESS TO JUSTICE THROUGH INNOVATIONS AND TECHNOLOGY ADVANCEMENTS**

## INFRASTRUCTURE TEAM

### PANDEMIC ADJUSTMENTS

During the pandemic, the primary focus of the infrastructure team was to establish requirements around working remotely and designing a remote process for court activities to continue. The day-to-day activities included supporting the needs for the many new virtual private networks accounts, as well as video-conferencing requests.

Additionally, the infrastructure team implemented 51 new computer replacements, a new high-speed user switch, and additional server infrastructure to accommodate the anticipated growth of resource needs in the data center. The Carson City courtroom was upgraded with high-definition video and audio equipment and the project included a new streaming solution and YouTube page.

Another accomplishment was a conference room technology upgrade in both Carson City and Las Vegas appellate court buildings. The goal was to modernize the 11 conference rooms with high-definition monitors and PC-based video conferencing to maximize the possibilities for various types of video calls. The addition of a PC in each room enhanced the technology capabilities needed during meetings by allowing for multiple conferencing platforms.

### NEVADA COURT SYSTEMS - MULTI-COUNTY INTEGRATED JUSTICE INFORMATION SYSTEM

The Administrative Office of the Courts continues to implement Nevada's Multi-County Integrated Justice Information System (MCIJS) in additional courts. The overall goal of tMCIJS is to increase efficiency by electronically transmitting information between agencies in the justice arena that are currently transmitted via paper. Current electronic exchanges include citations, DMV convictions, DMV failure to appear notices, bookings, criminal dispositions, and warrants. Currently, 32 courts are using eCitations, 30 are using DMV convictions, and 38 law enforcement agencies are transmitting citations to the courts. During fiscal year 2021, more than 415,000 documents were transmitted via MCIJS.



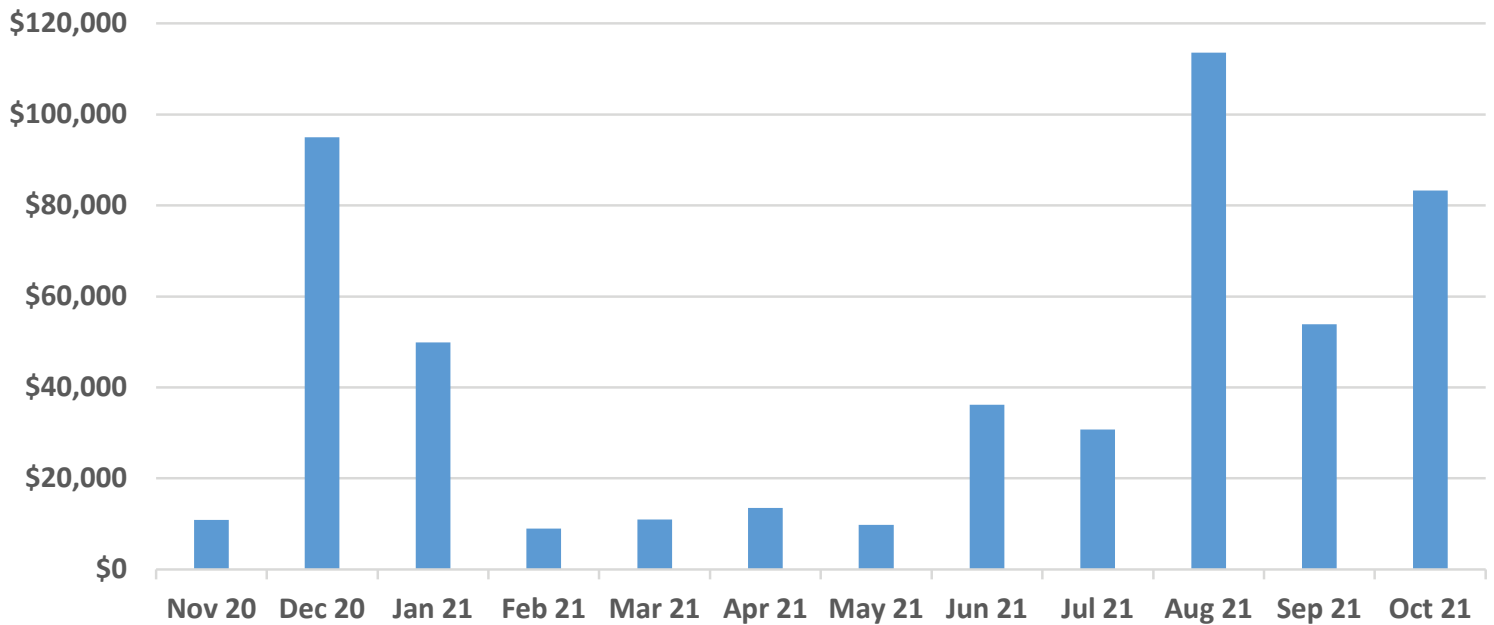
# STANDING-UP EVICTION MEDIATION

The Nevada Legislature authorized the Supreme Court to establish a program for residential eviction mediation in SB1 of the 32nd Special Session, and the Supreme Court subsequently adopted rules to govern the program. Further authorization and refinement of the program came in Assembly Bill (AB) 486 of the 81st Regular Session and under the Supreme Court’s Administrative Docket.

Since the creation of the program, the Administrative Office of the Courts (AOC) has acted as the fiscal administrator by verifying, reviewing, and paying the 101 mediators, appointed by the Supreme Court and assigned by Home Means Nevada, for mediations conducted due to the impact of the pandemic on residential tenants. During fiscal year 2021, with the bulk of mediations beginning in November of 2020, the AOC paid for mediation and interpretation, if required, in 424 cases for a total of \$235,300.

As of October 25, 2021, the AOC has paid for a total of 2,960 mediations utilizing \$516,870 in Federal CARES Act funds. Almost 54 percent of the total mediations have occurred since July 1, 2021, due in part to the end of both the State and Federal eviction moratoriums as well as the impact of AB 486.

## Eviction Mediation Expenditures by Month



**“THE QUALITY OF OUR LIVES DEPENDS NOT ON WHETHER OR NOT WE HAVE CONFLICTS, BUT ON HOW WE RESPOND TO THEM.”**  
– AUTHOR THOMAS CRUM



# COMMITTEES AND COMMISSIONS

**THE SUPREME COURT OF NEVADA UTILIZES COMMITTEES AND COMMISSIONS TO STUDY AND RECOMMEND IMPROVEMENTS IN NEVADA'S JUDICIAL SYSTEM**

## THE JUDICIAL COUNCIL OF THE STATE OF NEVADA

The Judicial Council of the State of Nevada (JCSN) is comprised of representatives from all levels of courts from across the State. Despite the challenges posed by the pandemic, the Council was able to continue fulfilling its role in helping the Supreme Court to administer the Judicial Branch during fiscal year 2021.

The Council approved revisions to the Model Code of Conduct for Judicial Employees. The revisions to the Code included modifications to provisions regarding the requirements for staff when they run for public office, and an employee's duty to disclose when they receive a traffic citation.

Additionally, the Council adopted several changes to its governing bylaws to better reflect the roles and responsibilities of some of its subcommittees and clarify the duty of members to attend its meetings.

The Council plays an essential role in every even-number year by helping the Supreme Court establish the "bill drafts" afforded by the Legislature for each regular session. The Council approved eight bill draft requests to be forwarded to the Legislature for the 2021 session, with six of the bills ultimately becoming law.

Finally, the Council served as a forum for judges and administrators to discuss the methods and approaches taken by the courts to help cope with the impact of the COVID-19 pandemic, as well as an avenue for the dissemination of information about novel approaches and best practices from Nevada and other states.



SCAN FOR  
JUDICIAL COUNCIL INFO.

## COMMITTEE TO STUDY EVIDENCE-BASED PRETRIAL RELEASE

The Committee to Study Evidence-Based Pretrial Release convened in September 2015 under the chairmanship of Justice James W. Hardesty.

In August 2018, after piloting the Nevada Pretrial Risk Assessment (NPRA) tool in pilot-site courts around the state, the Committee to Study Evidence-Based Pretrial Release unanimously recommended that the Nevada Supreme Court require the use of the validated, NPRA tool on a statewide basis for use in pretrial release decisions. On March 21, 2019, following a public hearing, the Nevada Supreme Court issued an “Order Adopting the Statewide Use of the Nevada Pretrial Risk Assessment.” The Order tasked the Administrative Office of the Courts with developing and delivering NPRA training to judicial officers, court personnel, and attorneys throughout the state and required statewide implementation of the NPRA in Nevada’s trial courts by September 2021. Training was completed and rolled out in the fall of 2019, and the NPRA was implemented in Nevada’s trial courts statewide by February 2021.

Justice Douglas Herndon was appointed chair of the Committee to Study Evidence-Based Pretrial Release on January 27, 2021.

## COMMISSION ON INDIGENT DEFENSE

In 2007, the Nevada Supreme Court convened the Indigent Defense Commission, under the chairmanship of Justice Michael Cherry, to examine and make recommendations regarding the delivery of indigent defense services in Nevada. The Commission filed its initial report with the Court in November 2007.

As fiscal year 2021 began, the Commission continued its support of the Department of Indigent Defense Services and indigent defense system stakeholders throughout Nevada. On March 3, 2021, the Nevada Supreme Court, finding the Commission’s work successfully completed and its role assumed by the Department of Indigent Defense Services, ordered the Commission closed and publicly thanked the Commission for its hard work and dedication in reforming the public defense system in Nevada.

## COMMISSION ON STATEWIDE RULES OF CRIMINAL PROCEDURE

The Nevada Supreme Court convened the Commission on Statewide Rules of Criminal Procedure in early 2015 to address a lack of uniformity in criminal procedure rules across the state; the Commission focuses on examining key criminal procedure concerns and making recommendations for improvement on a statewide level. In early 2019, Justice James Hardesty took over leadership of the Commission with Justice Abbi Silver and Justice Lidia Stiglich serving as co-vice chairs.

On October 15, 2020, after numerous meetings, extensive research, and thorough review and discussion, the Commission filed its final report and recommendations, including proposed Rules of Criminal Practice for the District Courts of the State of Nevada. The Nevada Supreme Court sought comment on the proposed rules from the bench, bar, and public on December 2, 2020.

The Nevada Supreme Court adopted the Statewide Rules of Criminal Practice on December 29, 2020, and ordered the Commission on Statewide Rules of Criminal Procedure to monitor and assess any impact created by the Rules that may require future consideration and/or action. In February 2021, Justice Lidia Stiglich and Justice Abbi Silver were appointed co-chairs of the Commission.

## COMMISSION TO STUDY THE ADJUDICATION OF WATER LAW CASES

The Nevada Supreme Court convened the Commission to Study the Adjudication of Water Law Cases on March 9, 2021. Under the chairmanship of Chief Justice James W. Hardesty, the Commission is working to improve Nevada district courts’ education, training, specialization, timeliness, and efficiency in water law cases.

Commission membership is comprised of experienced professionals, key stakeholders, and members of the Nevada Judiciary. Created under Administrative Docket 0576, the Commission meets regularly and will present its findings and recommendations to the Nevada Supreme Court by April 1, 2022.



# ACCESS TO JUSTICE COMMISSION

## Purpose

Nevada Supreme Court Rule (SCR) 15 provides for the creation of the Access to Justice Commission (ATJC) and provides that the purpose of the ATJC shall be to assess current and future needs for persons of limited means, develop statewide polices to improve legal services, improve self-help services and pro bono activities, develop and increase public awareness of importance of access to justice, pursue public and private funding to support legal service organizations for those of limited means, and recommend rules and legislation affecting access to justice. The American Society of Association Executives (ASAE) Research Foundation recently recognized the Access to Justice Commission’s innovative and forward-thinking *Statewide Study of Legal Needs and Economic Impacts*.

## Eviction Mediation Program

ATJC staff has adapted the program to the new Order Approving Amendments to Eviction Mediation Rules for Designated Eviction Proceedings. Nevada Assembly Bill 486 (2021) repealed and replaced Nevada Senate Bill 1 (2020 special session), still allowing 30 days to effectuate mediation, but adding pending rental assistance as a defense, considering the \$365 million in federal rent relief available in Nevada. Precedent-setting statewide cooperation has been seen from courts, counties, legal aid providers, non-profits, and others—everyone is working together to address the slow-rolling crisis. Nevada Department of Employment, Training and Rehabilitation reports that 117,000 Nevadans lost unemployment benefits on September 6, 2021, creating another potential cliff for landlords and renters alike. As of August 2021, the Bureau of Labor Statistics reports Nevada’s unemployment rate stands at 15.5 percent, with Clark County at 18.2 percent. This compares to a national average of 11.2 percent. Home Means Nevada was appointed administrator of the program and assigns mediators recruited and supported by ATJC staff.

## New CLE for Pro Bono Rule Results

A new way for Nevada attorneys to earn Continuing Legal Education (CLE) was implemented this past year. CLEs were earned for pro bono case-taking, Ask-A-Lawyer, or Lawyer in the Library sessions through an approved legal aid, court, government, or non-profit provider of legal services. One general CLE credit can be earned for every 3 hours of pro bono service, up to a maximum of four CLE credits per year. As a result, legal aid providers reported an increase in pro bono service. By December 31, 2020, 591 attorneys earned 1,932 general CLE credits via the new CLE for pro bono rule.

## Statewide Technology and Self-Help Forms

Efforts continue to make frequently used court forms available statewide for use by self-represented Nevadans. A survey of courts and legal aid providers determined the five forms to be developed initially would be fee waiver, eviction tenant answer, eviction landlord complaint, claim of exemption, and small claims. Also, the ATJC and legal aid providers are currently in discussions with the Nevada Department of Health and Human Services, Aging and Disability Services Division, on a legal forms project targeted to Nevada’s senior population.

## IOLTA and Legal Aid Grants Support

Due to the continuing effects of COVID-19 and the Federal Reserve dropping interest rates to near zero, by temporary order of the Nevada Supreme Court, Nevada’s Interest on Lawyers Trust Account (IOLTA) rate was dropped below the SCR 217 minimum of .70 percent to .65 percent for the period of June 1, 2020, to November 1, 2021. This had the effect of reducing available IOLTA grant dollars for legal aid in 2021. On November 25, 2020, in ADKT 0479, the Nevada Supreme Court granted permission to draw down \$300,000 of Nevada Bar Foundation reserves to mitigate the shortfall. With the reserve funds, 2021 granting was within approximately \$30,000 of 2020 granting. Of note, 18 of 31 Nevada IOLTA-participating financial institutions continue to participate, as Leadership Institutions, paying .70 percent or more on Nevada IOLTA accounts.



SCAN FOR ATJ  
WEBSITE

# RENTAL EVICTION MEDIATION PROGRAM

On October 14, 2020, Home Means Nevada (HMN), a state-affiliated non-profit organization that administers certain functions of the Foreclosure Mediation Program, launched a new tool for struggling Nevada homeowners as part of its ongoing COVID-19 response initiative. Utilizing the existing foreclosure mediation portal, HMN rapidly created and developed The Homeowner Connect (THOC) with the assistance of various stakeholders, including the Nevada Supreme Court, Legal Aid, and other agencies that handle eviction issues. THOC offers information to homeowners and consumers from experienced staff, such as housing counselors and regulators that went through the prior mortgage crisis.

THOC can be accessed at <https://thehomeownerconnect.org/nevada>. It includes a free self-service portal that assists and provides information to homeowners and consumers, with on-demand assistance by certified non-profit housing counselors. Also, mortgage servicers agree to standards of conduct for responsiveness and transparency, with an end-to-end audit trail that documents interactions between homeowners and consumers with the mortgage servicers.

In addition, HMN has been assigned as the Administrator of the Rental Eviction Mediation Program (REMP), which coordinates the assignment of eviction cases from the courts to mediators appointed by the Nevada Supreme Court. The mediators report the results of mediation in eviction cases to the courts depending upon the outcomes. During the period of October 15 through June 2021, nearly 1,360 eviction mediations were completed.



SCAN FOR  
HMN INFORMATION

## NEW ENDEAVORS

Fiscal year 2021 presented Nevada's courts with challenges but also offered opportunities for reflection and improvement through the creation of three new Supreme Court Commissions by administrative docket (ADKT).

On May 19, 2021, Chief Justice James W. Hardesty petitioned the Nevada Supreme Court to consider the creation of the Commission on Nevada Rules of Appellate Procedure, the Commission to Study Best Practices for Virtual Advocacy in Nevada's Courts, and the Commission to Study the Statutes and Rules of the Commission on Judicial Discipline.

### **ADKT 580: COMMISSION ON NEVADA RULES OF APPELLATE PROCEDURE**

Recognizing that the Nevada Rules of Appellate Procedure are critical to fairness of and access to justice throughout the state, Chief Justice Hardesty requested that a Commission be convened to review the rules and propose recommendations for comprehensive amendments, as necessary. Justice Kristina Pickering and Justice Abbi Silver were appointed co-chairs of this commission on August 13, 2021.

### **ADKT 581: COMMISSION TO STUDY BEST PRACTICES FOR VIRTUAL ADVOCACY IN NEVADA'S COURTS**

In March 2020, in response to the pandemic, Nevada's Courts sought alternative methods for conducting business and turned to technology to maintain access to justice. The use of remote/virtual platforms became essential to court operations. Upon reopening, Nevada's Judiciary and the State Bar of Nevada expressed a desire to continue using remote/virtual options for court business. In response, Chief Justice Hardesty petitioned the Nevada Supreme Court to convene a Commission to evaluate applicable rules to govern the unified use of remote technology in the courts. Chief Justice Hardesty and Justice Douglas Herndon were appointed co-chairs of this Commission.

### **ADKT 582: COMMISSION TO STUDY THE STATUTES AND RULES OF THE COMMISSION ON JUDICIAL DISCIPLINE**

During the 2021 Legislative Session, the Nevada Supreme Court, on behalf of the Nevada Judges of Limited Jurisdiction Association, put forth A.B. 43, proposing changes to the procedural and substantive rules of the Commission on Judicial Discipline. In response, the Nevada Legislature requested that the Nevada Supreme Court form a Commission to "study and make recommendations" concerning the applicable statutes and rules, and to update, as necessary, the Nevada Code of Judicial Conduct. Associate Chief Justice Ron Parraguirre was appointed as chair of this Commission on August 13, 2021.





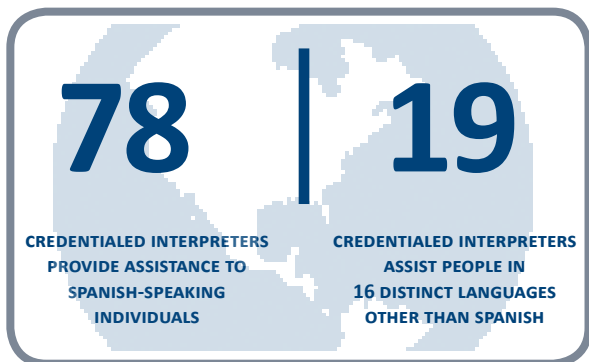
# JUDICIAL PROGRAMS AND SERVICES

THE ADMINISTRATIVE OFFICE OF THE COURTS PROVIDES SUPPORT TO THE NEVADA JUDICIARY THROUGH MANY PROGRAMS AND SERVICES

## CERTIFIED COURT INTERPRETER PROGRAM

The Certified Court Interpreter Program oversees the credentialing of court interpreters under the State Court Administrator’s Guidelines, coordinates the Judicial Council of the State of Nevada Language Access Committee, and works on other projects to expand access to justice in Nevada for those with limited English language proficiency. The COVID-19 pandemic restrictions, along with the departure of the certified Court Interpreter Program coordinator, impacted the program’s operations during the 2021 fiscal year. Still, the program was able to implement the following:

- A fee cap for providers of continuing education, creating more opportunities for court interpreters to gain required credits.
- Interpreters seeking certification can obtain required observation hours online.
- Due to fewer proceedings caused by the pandemic, exceptions were created for required continuing interpretation hours.



SCAN FOR COURT INTERPRETER INFO.



# COURT IMPROVEMENT PROGRAM

Through the Court Improvement Program’s (CIP) ongoing collaboration with the courts and child welfare agencies, many items associated with the Program Improvement Plan were developed, implemented, and completed. This included the development of Permanency Training for judges and masters, which provided consistency among all stakeholders regarding the use of concurrent planning, reasonable efforts, and KinGAP, the creation of the Family Court Process Guidebook and Road Map, a resource to assist families to better understand and navigate the court process of the child welfare system. It also includes the adoption of standardized court order forms related to the protection of children from abuse and neglect, as well as the passage of Assembly Bill 426, which makes various changes relating to the safety of children.

In addition to these accomplishments, CIP submitted its strategic plan and annual self-assessment and received approval from the Children’s Bureau. The approval means CIP will continue to receive grant funds to strengthen court processes to improve the lives of children and families in Nevada’s child welfare system.

CIP also continued its support of the Juvenile Dependency Mediation Program (JDMP). During fiscal year 2021, the JDMP completed 305 mediations and 213 agreements that eliminated the need for 160 judicial proceedings and helping 509 children. Since starting the JDMP in fiscal year 2017, there have been 1,655 mediations scheduled with 1,500 mediations held, resulting in 1,130 agreements. The overall agreement rate for JDMP is 75 percent. The JDMP also saw a change in leadership with Margaret Crowley’s decision to step down. Jeannette “Jae” Barrick was later appointed to fill the administrator role.



SCAN FOR CIP INFO.

## GUARDIANSHIP COMPLIANCE OFFICE

The Guardianship Compliance Office (GCO) provides additional voluntary monitoring services to Nevada District Courts during the administration of guardianship services. The GCO reviews guardianship cases to identify reporting deficiencies by the guardian, as well as reviewing annual reports and accountings before reporting findings to the district court. The GCO also provides the district court with estate auditing and investigations, while working closely with the Guardianship Commission to improving guardianship practices in Nevada Courts.

The COVID pandemic has presented both challenges and opportunities. GCO investigators are often required to conduct home visits with protected persons to assess the living conditions and conduct face-to-face interviews with the parties. However, the pandemic forced the GCO to rethink how to accomplish these tasks while mitigating risk. Over the past year, investigators have used audiovisual platforms to allow for ongoing face-to-face activity that enables living condition assessments, interactions between people, and having eyes on the protected person. Similarly, the use of audiovisual formats during guardianship proceedings have allowed many judges to interact with protected persons and guardians in their home environment. This has allowed judges to view home environments, observe the protected person in their own space, and get to know people who care for and support protected persons who may otherwise not participate in proceedings at a courthouse.



**AUDITED** \$79,354,734  
**FOUND AT RISK** \$940,977



SCAN FOR GCO INFO.

# SPECIALTY COURT PROGRAMS

With the rapid onset of COVID-19 cases in the early spring of 2020, courts were forced to shut down with no public access. These shutdowns remained active for many of the specialty courts throughout fiscal year 2021. This resulted in no public hearings, no in-person check-ins by court staff, and limited access to support services for participants, testing the resolve of specialty court teams and participants alike.

Despite these difficulties, the specialty courts throughout the state responded by transitioning to a virtual and remote capacity. The courts conducted online staffings and court hearings. Court staff and treatment providers were able to utilize telehealth and video sessions to maintain frequent contact with participants. Drug testing providers used GPS-enabled breathalyzer devices, as well as drug testing patches, to limit in-person contact. The hard work and commitment by all of the judges and specialty court team members resulted in a seamless transition to providing remote services for participants. This was evident by the 1,320 participants who successfully graduated from specialty courts. Still, due to COVID-19 impacts and in an effort to reduce jail populations, there was a sharp decline in arrests and subsequent criminal filings in the courts. This resulted in fewer cases being sent to specialty courts and slightly fewer active clients (2,985) by fiscal year's end.



**NEW STUDY SHOWS  
SUCCESS OF NEVADA SPECIALTY COURTS  
BY FINDING 75% OF ALL GRADUATES HAVE NOT BEEN  
CONVICTED OF ANOTHER CRIME.**

To illustrate the success of Nevada's Specialty Courts, the Specialty Court Funding and Policy Committee spearheaded its first ever recidivism study in its 29-year history. To illustrate the success of these programs and teams, the Administrative Office of the Courts partnered with the Nevada Department of Health and Human Services to study recidivism rates of the specialty court graduates. For all the specialty courts, the average recidivism rate for successful graduates in 2017 was only 25 percent. In other words, 75 percent of successful graduates during 2017 have not had a conviction since their specialty court participation. This is consistent with national averages for specialty courts. This further demonstrates that the General Fund dollars approved by the Legislature and the revenue collected from administrative assessments continue to be good investments. Nevadans can be proud of their specialty court programs and the hard work the judges and team members put forth to serve these populations.

Another initiative the Specialty Court Funding and Policy Committee worked on this past year was the Peer Review Procedure (PRP). A working group of judges and coordinators reviewed and gave their recommendations for a step-by-step procedure, which was approved by the Committee. This final PRP will allow a specialty court team, comprised of a judge, attorney, treatment provider, and law enforcement officer, to visit a neighboring specialty court and provide an in-depth analysis of its program and financial processes to determine whether that court is adhering to best practices. With the approval of the PRP, the Committee is hopeful that this will be implemented in fiscal year 2022.

The Nevada Supreme Court and Administrative Office of the Courts hosted its biannual statewide Specialty Courts Conference in the fall of 2020, and was held virtually for the first time. The savings from hosting a virtual conference totaled \$87,000. This was a cost savings welcomed by the Specialty Court Funding and Policy Committee as it prevented further cuts to its programs during an already difficult year.



SCAN FOR  
SPECIALTY COURT INFO.

## Summary of Specialty Court Revenue and Allocations, FY 2021

<b>Revenue:</b>	
Balance Forward from Previous Fiscal Year	\$2,199,573
Administrative Assessments NRS 176.0613	\$2,261,168
Bail Forfeitures NRS 178.518	\$56,198
Court Assessment NRS 176.059	\$1,291,376
DUI Fee NRS 484C.515 <sup>1</sup>	\$199,517
Appropriation from State General Fund	\$4,384,251
Demerit Waiver Fees	\$84,333
Prior Year Refunds	\$45,452
Transfer from CARES Act	\$1,966
<b>Total Revenue</b>	<b>\$10,523,834</b>
<b>Expenses:</b>	
Total Specialty Court Program	\$7,314,306
Drug Court Case Management System	\$137,500
Team Training	\$0
Specialty Court Conference	\$7,035
Program Operating Costs	\$154,136
<b>Total Expenses</b>	<b>\$7,612,977</b>
<b>Balance Forward to the Next Fiscal Year</b>	<b>\$2,910,857</b>

<sup>1</sup> The DUI Fees expired on June 30, 2019, due to legislative action in the 2019 Legislative Session. Funds continue to come in on offenses that occurred prior to that date.

# RURAL COURTS SHOWCASE

Nevada’s rural trial courts serve those jurisdictions outside of Clark and Washoe Counties and make up nine of Nevada’s eleven judicial districts. The rural counties are divided into three judicial regions, each with its own regional judicial council. Membership of these judicial councils includes sitting judges within that region.

The Sierra Regional Judicial Council, which is comprised of the First, Third, Ninth, and Tenth Judicial Districts, met four times during the 2021 fiscal year. The North Central Regional Judicial Council—the Fourth, Sixth, and Eleventh Judicial Districts—also met four times during the 2021 fiscal year. And the South Central Regional Judicial Council, which is made up of the Fifth and Seventh Judicial Districts, met twice during this past fiscal year.

This past fiscal year presented Nevada’s Judiciary with unprecedented challenges. In the wake of the COVID-19 pandemic, Nevada’s rural trial courts sought out creative solutions to ensure access to justice while maintaining the safety of court personnel and the communities they serve. Working with the Administrative Office of the Courts and the Office of Criminal Justice Assistance, many rural courts were able to secure grant funding for equipment and technology upgrades necessary to allow for remote or virtual court operations.

Aside from technological upgrades, many rural courts used “outside-of-the-box” thinking to ensure the safety of staff and court visitors. Wielding a chainsaw and hard hat, Judge Michael Montero remodeled his courtroom jury box to accommodate for social distancing. Meanwhile, rural courts across the state looked for alternate locations to hold jury trials safely, with many securing the use of local convention or event centers. The Third Judicial District Court turned a local warehouse into a makeshift courtroom, marking the jury box, bench, and gallery on the floor with masking tape and providing potential jurors with pandemic safety kits, comprised of masks and hand sanitizer. Overall, the creative approaches helped the courts and related services move forward during pandemic times.

## THE SUPREME COURT LAW LIBRARY

Although the Supreme Court Law Library was not open to the public for a substantial part of fiscal year 2021, the Law Library staff continued to offer access to legal information to all Nevadans. The Law Library continued to maintain a collection of print materials, while also adding digital content to enhance the quality of its collections for public use. The Law Library also continued its legal information services to individuals incarcerated in Nevada by processing over 200 document requests.

Improved access to electronic legal information remains a priority for the Law Library. At the end of fiscal year 2021, the Law Library had promoted its digital content from LexisNexis to various groups, such as the Nevada Bar Association. The Law Library also increased its e-book holdings by adding numerous titles from the American Bar Association and the Nevada Bar Association. It ensured that all forms hosted on the State of Nevada Self-Help Center were kept up-to-date to assist self-represented litigants.

As with other entities, the pandemic affected the Law Library but reopened to the public on May 3, 2021, on a limited basis. Despite the physical closure, staff was available via phone, live chat on the website, and email, Monday through Friday, 8 a.m. to 5 p.m., to ensure uninterrupted access to legal information. The Library began offering curbside checkout of books for patrons that prefer working with print materials or do not have access to the internet at home. Librarians created a substantial number of Nevada-focused research guides, topical guides addressing the status of evictions and foreclosures during the pandemic, and virtual displays of momentous occasions that would have otherwise been celebrated in person, such as the centennial anniversary of the 19th Amendment.

- **APPELLATE COURTS’ BUDGETS ARE LESS THAN 1% OF STATE GENERAL FUND**
- **2,320 QUESTIONS ASKED, 51% OF WHICH CAME FROM THE PUBLIC**
  - **OF THOSE QUESTIONS, 1,309 WERE INITIATED THROUGH OUR NEW CHAT REFERENCE SERVICE, WHICH BEGAN IN JULY 2020**
- **5,400 VIEWS OF THE LAW LIBRARY’S RESOURCE AND RESEARCH GUIDES**



# JUDICIAL BRANCH AUDITING UNIT

“Internal auditing is an independent, objective assurance, and consulting activity designed to add value and improve an organization’s operations.”

- The Institute of Internal Auditors



The Judicial Branch Audit Unit provides comprehensive audit coverage of all financial related business areas within the judiciary, including assisting the judicial branch to ensure proper internal control over judicial business functions. As independent appraisers of the judiciary’s business activities, the Audit Unit assists members of the judiciary by providing analyses, appraisals, recommendations, and counsel, promoting effective controls and sound business practices.

In the face of social distancing, the Audit Unit embraced digital technologies in a primarily remote workplace. This has transformed the underlying audit process and allowed the unit to gain efficiencies resulting in a 75 percent increase in completed audit engagements from the previous fiscal year.

### Highlights for Fiscal Year 2021:

- Completed seven audits, reviews, and follow-up audits.
- Created a new risk-based and more efficient audit format that allows the Audit Unit to reach more courts and programs in the judiciary, two of the above seven completed audits were of the new format.

## THE AOC GRANT PROGRAM

The Administrative Office of the Courts (AOC) Grant Program offers two funding streams for Nevada trial courts seeking grant funding of up to \$50,000. The Uniform System of Judicial Records (USJR) grant stream funds projects designed to improve a court’s ability to provide accurate and timely mandatory USJR statistical information to the Nevada Supreme Court. The Trial Court Improvement grant stream funds projects addressing court technology, security, and language access concerns.

During the fiscal year 2021 grant cycle, the AOC received 12 applications for grant funding. Due to the COVID-19 pandemic, the USJR funding stream was not available for this grant cycle. After an extensive application review process, the Nevada Supreme Court’s Executive Committee approved grant funding for four projects.

### SUMMARY OF AOC GRANT REVIEW BOARD RECOMMENDATIONS FOR EXECUTIVE COMMITTEE APPROVAL

COURT REQUESTS	PROJECT SUMMARY	TOTAL REQUESTED AMOUNTS	TOTAL AMOUNT AWARDED
Eastline JC and W. Wendover MC Virginia Justice Court Seventh Judicial District Court Tenth Judicial District Court	Purchase of AV Conference Systems for Virtual Hearings Bag Scanner and Metal Detector Purchase of AV Conference Systems for a Courtroom Purchase Security Enhancement Equipment	\$104,091.59	\$99,997.00

# SENIOR JUSTICE AND JUDGE PROGRAM

The Supreme Court, through the Administrative Office of the Courts (AOC), administers the Senior Judge Program to help ensure access to timely justice in Nevada’s District Courts, Court of Appeals, and Supreme Court. The program's purpose is to handle caseloads that cannot be covered by assignment or reassignment to a sitting district judge from within the same district, assist with caseload management, and facilitate settlements by way of settlement conferences to promote timely disposition and handling of cases.

Senior justices and judges continue to provide extra support and assist in filling vacant judicial positions. This allows departments in all jurisdictions to stay open and operating to serve the needs of the public. Currently, there are four senior justices and 29 senior judges.

Justice Ron Parraguirre, who directs the Senior Justice and Judge Program, said the following about the justices and judges who participate: “Our Senior Judge Program continues to prove to be a cost-effective way to ensure that court cases can be heard in a timely fashion, even if the assigned judge is unavailable. Our dedicated senior judges have helped tremendously to relieve the burden of increasing caseloads. The pandemic created a unique and serious challenge for the trial courts throughout the State, the backlog of cases is simply staggering in some jurisdictions. The senior judges have been widely deployed and stand ready to assist the courts in any possible way to resolve matters expeditiously.”

For fiscal year 2021, Senior Justice and Judge Program accepted 670 assignments for a total of 8,388.36 hours worked. Per request by the district courts, the AOC assigns senior justices and judges for a durational amount of time whenever a judicial vacancy occurs, such as from illness, vacation, mandatory judicial education, or retirement. Senior justices and judges may also be assigned to hear specific cases due to recusal or disqualification, or if a sitting judge has an unusually heavy caseload or congested docket, and to hear civil and medical malpractice settlement conferences.

Senior justices and judges also conduct drug and mental health specialty court programs in the First, Second, Third, Fifth, Ninth, and Tenth Judicial Districts. For certain offenders, these programs succeed in providing alternatives to jail time and in assisting these offenders to become productive members of society.

## JUDICIAL EDUCATION

The Judicial Education Unit continued operations during fiscal year 2021 by providing a steady flow of webinars and virtual events. During the year, 1,738 clients participated in distance education offerings, and while the courts are planning a return to live education events, they are positioned to continue virtual efforts as necessary. The distance education consumers were mostly judges and judicial officers, but some presentations were available to staff and mediators.

As the Judicial Education Unit prepares for a return to live education events, there are several considerations that will require adaptability, including arranging venue space, accommodating all levels of concern and comfort for learners, and responding to developments in public health issues.

Future plans for providing education to the Nevada judiciary and court staff include law clerk orientation, continuing distance education offerings, and the 2022 Nevada Judicial Leadership Summit.



# 1,738

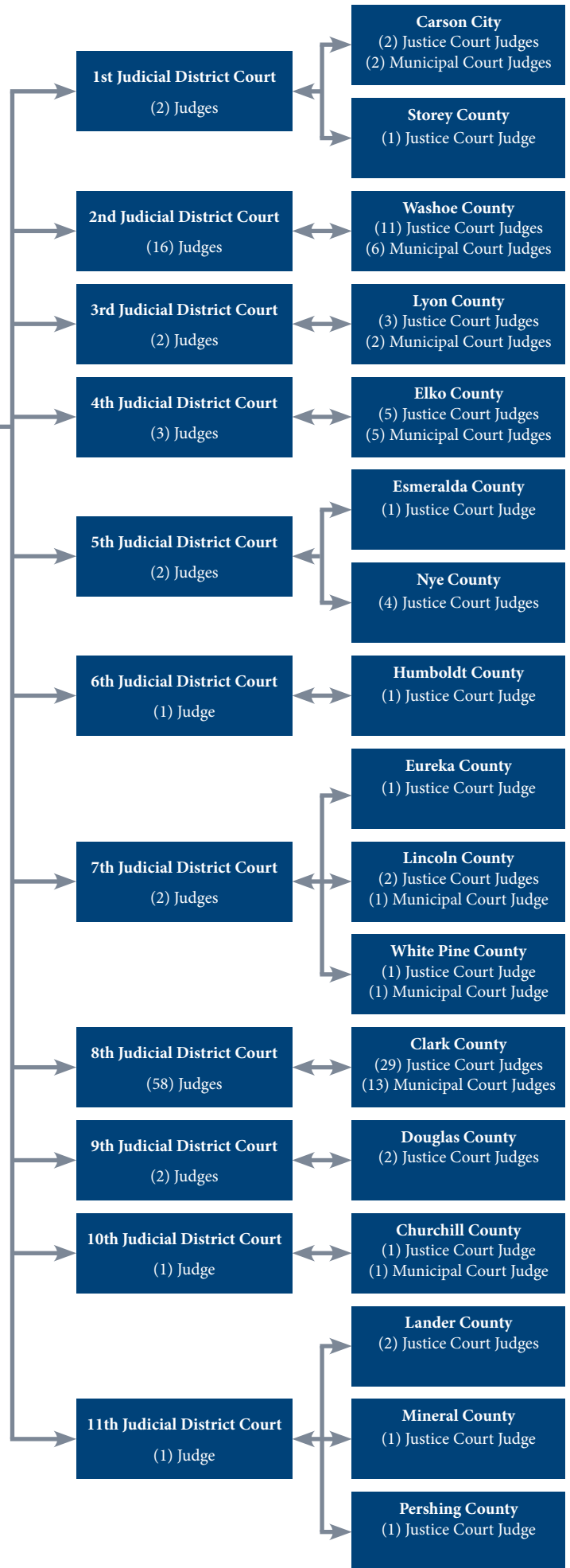
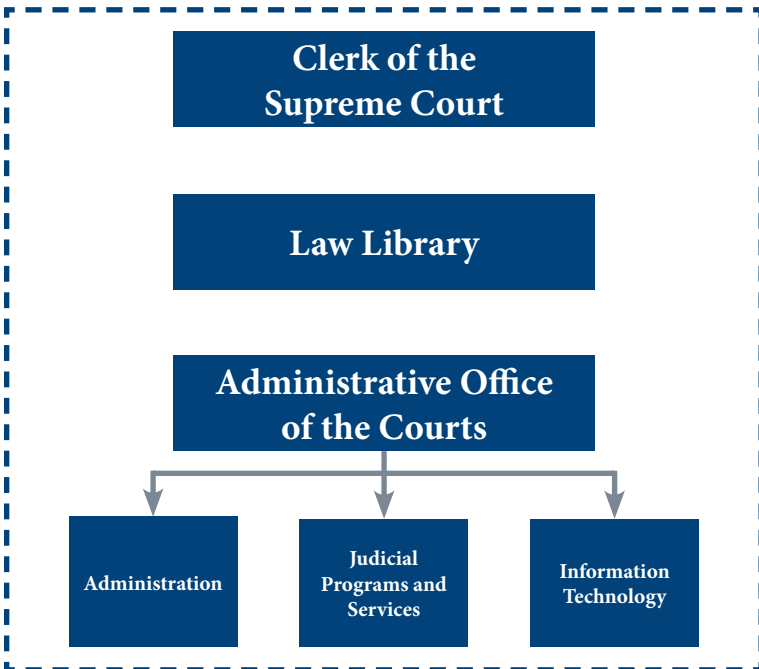


**INDIVIDUALS PARTICIPATED IN JUDICIAL  
EDUCATION DISTANCE LEARNING**

# NEVADA COURT SYSTEM STRUCTURE

**NEVADA  
SUPREME COURT  
(7) Justices**

**COURT OF APPEALS  
(3) Judges**



SCAN FOR JUDICIAL  
DIRECTORY



SCAN TO FIND A  
COURT

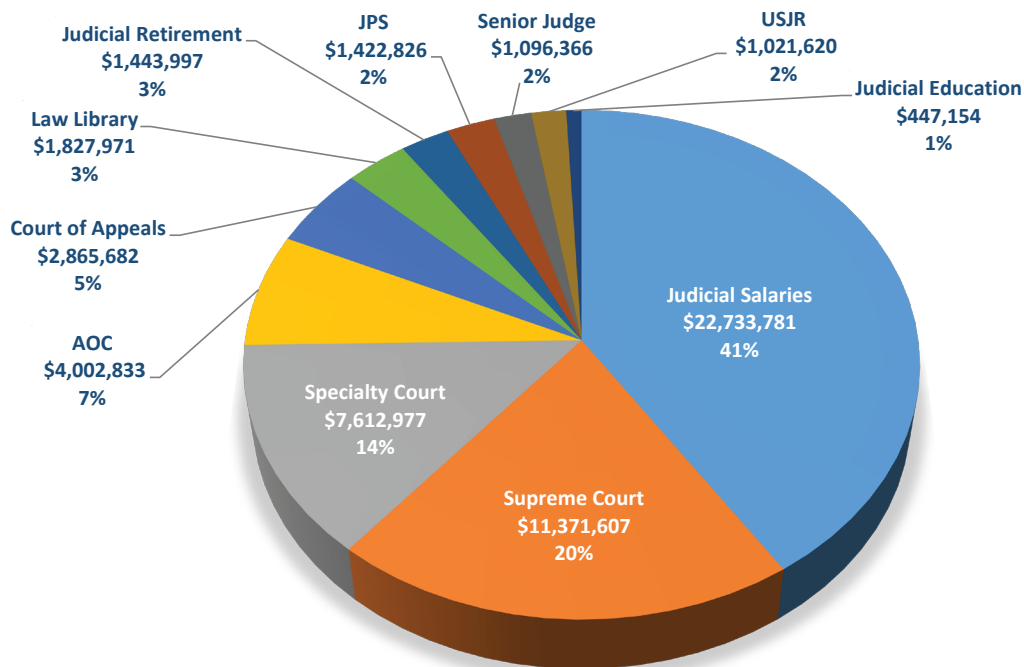


# APPELLATE COURTS FINANCIAL HIGHLIGHTS

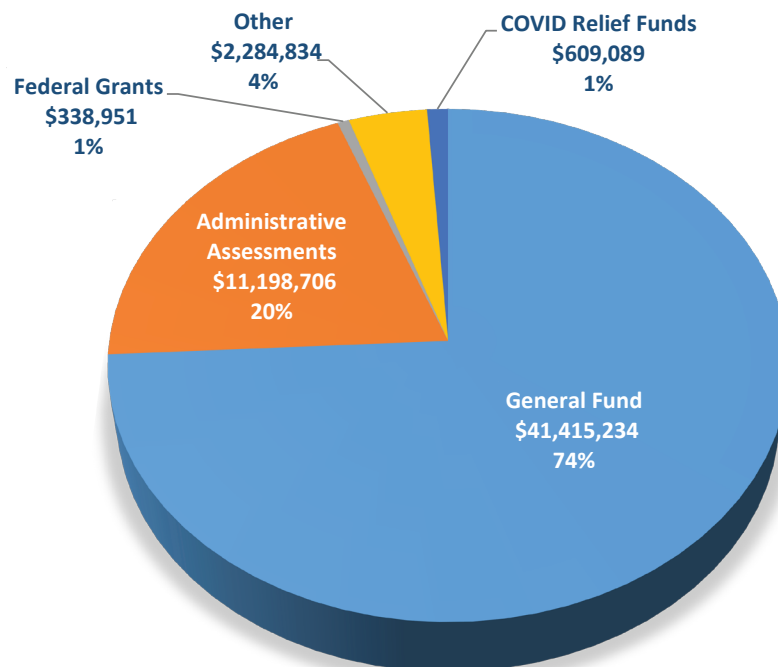
- APPELLATE COURTS' BUDGETS ARE LESS THAN 1% OF STATE GENERAL FUND
- TOTAL APPELLATE COURT EXPENSES = \$55.8 MILLION
  - GENERAL FUND = \$41.4 MILLION
  - ADMINISTRATIVE ASSESSMENTS = \$11.2 MILLION
  - FEDERAL GRANT = \$338,951
  - OTHER = \$2.3 MILLION
  - CORONAVIRUS RELIEF FUNDS (CRF) SPENT = \$609,089
    - ▶ CRF SPENT ON EVICTION MEDIATIONS = \$235,300\*

\* THE STATE OF NEVADA ALLOCATED \$2 MILLION OF CRF FUNDS TO THIS PROGRAM, WITH ADDITIONAL ACTIVITIES CONTINUING IN FISCAL YEAR 2022.

## COURT EXPENSE BY PROGRAM



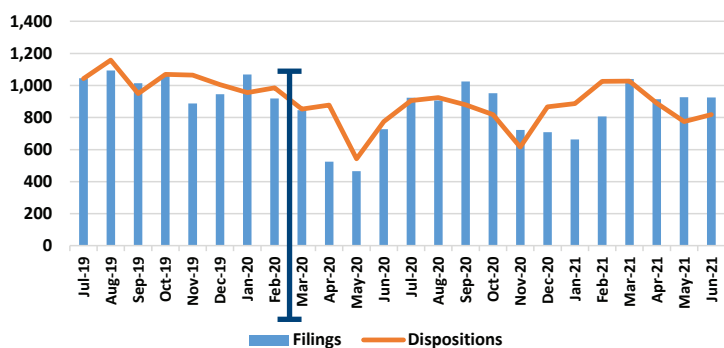
## COURT EXPENSES BY FUND SOURCE



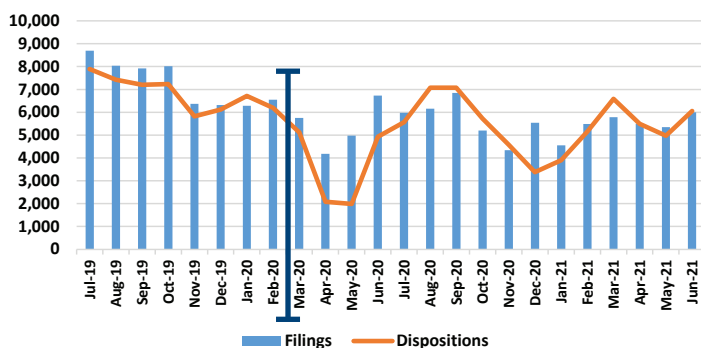
# HOW THE PANDEMIC IMPACTS THE WORK OF THE COURT

The COVID-19 pandemic has impacted the world over with shutdowns, stay-at-home orders, mass vaccination efforts, and social distancing. As we look at the impacts of the pandemic on the courts, we see that the pandemic caused significant decreases in filings and dispositions during the initial months. As we review filing trends from before, during, and after the major impacts of the pandemic, we are better able to see how those decreases and the courts' response to the pandemic have impacted the cases pending in the courts. In the graphs on page 26, we see decreases in both filings and dispositions, but a rebound in filings soon occurs thereafter. While dispositions also rebound, they lag behind filings in most case types, resulting in pending cases accruing in the courts. During the pandemic, many in-person proceedings such as trials could not be conducted to resolve some cases, the result being a contributing factor to more pending cases. This accrual of pending cases without access to trials has also meant that some cases are waiting longer for resolution or disposition. The accrual of pending cases for civil, criminal,

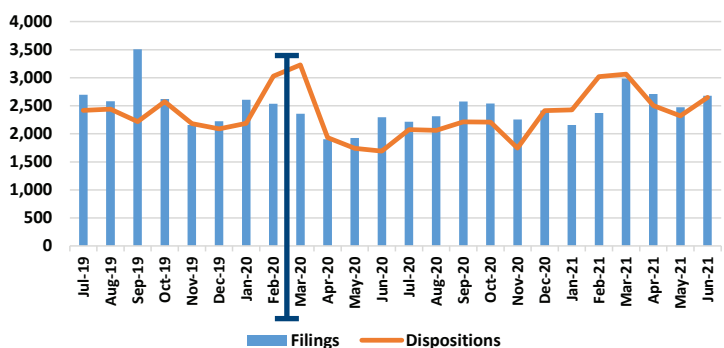
**DISTRICT COURT CRIMINAL FILINGS AND DISPOSITIONS, JULY 2019-JUNE 2021**



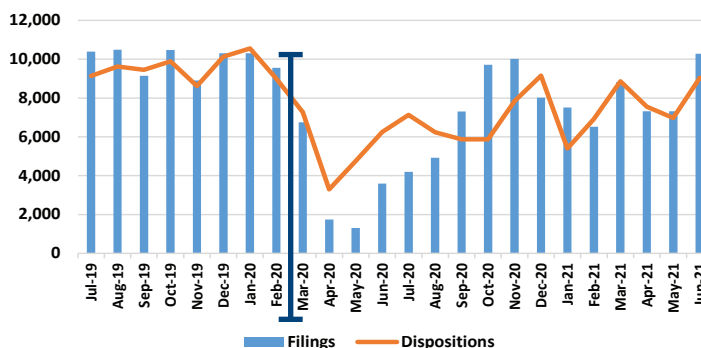
**JUSTICE COURT CRIMINAL FILINGS AND DISPOSITIONS, JULY 2019-JUNE 2021**



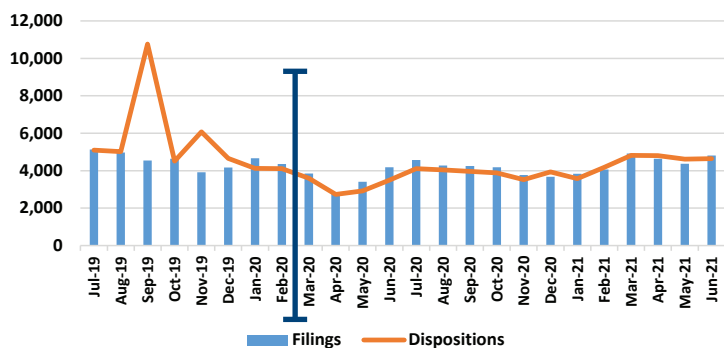
**DISTRICT COURT CIVIL FILINGS AND DISPOSITIONS, JULY 2019-JUNE 2021**



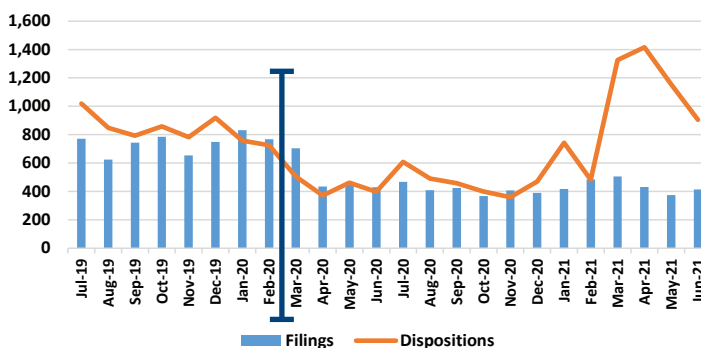
**JUSTICE COURT CIVIL FILINGS AND DISPOSITIONS, JULY 2019-JUNE 2021**



**DISTRICT COURT FAMILY FILINGS AND DISPOSITIONS, JULY 2019-JUNE 2021**

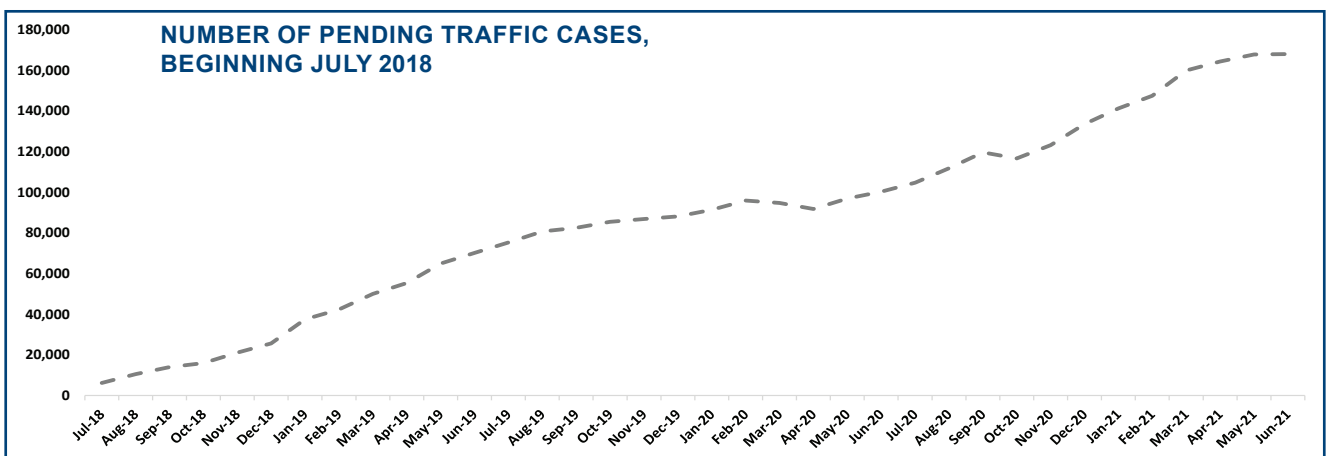
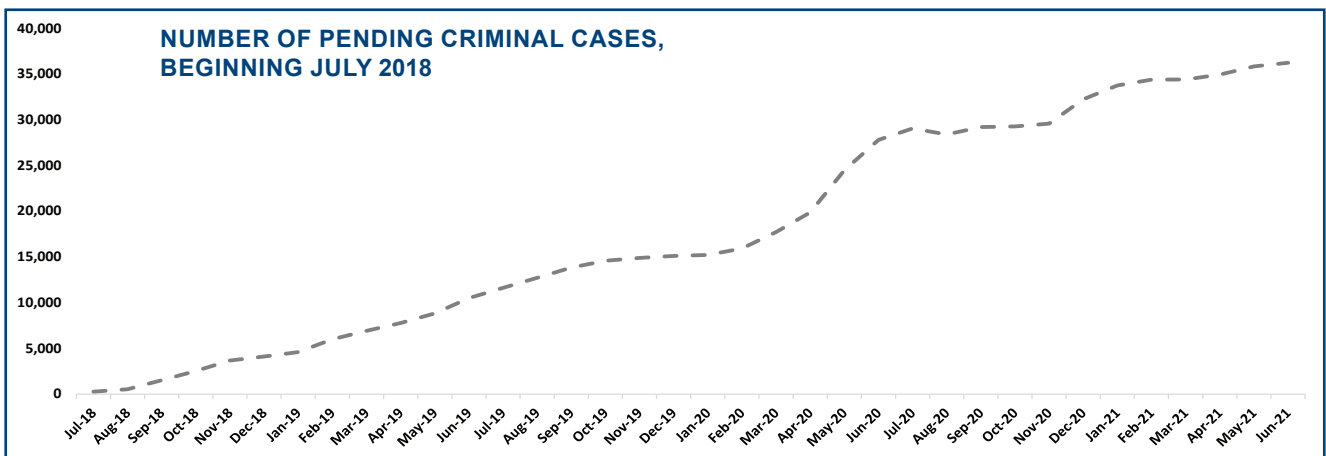
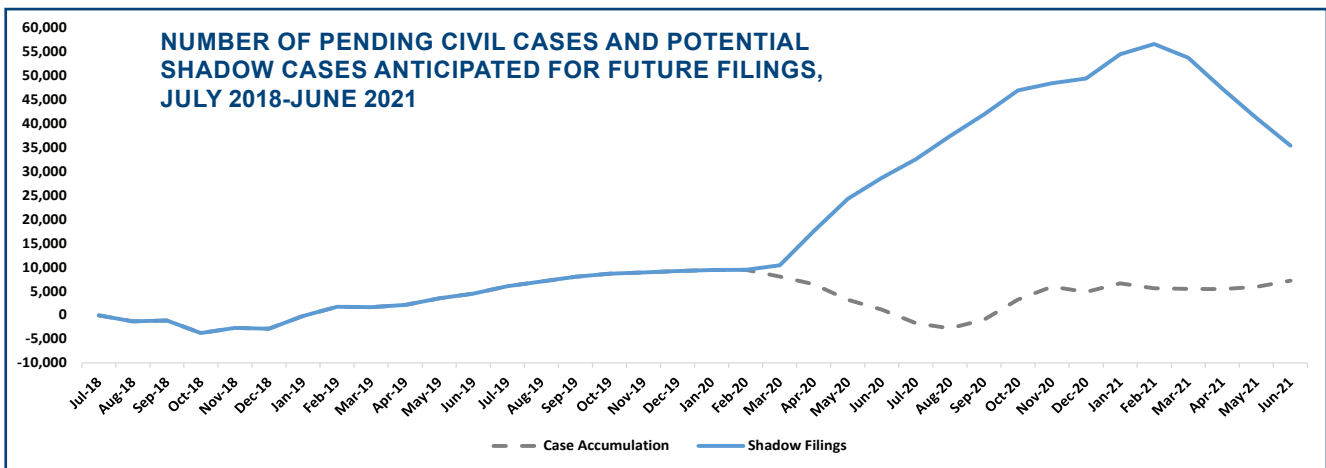


**DISTRICT COURT JUVENILE FILINGS AND DISPOSITIONS, JULY 2019-JUNE 2021**



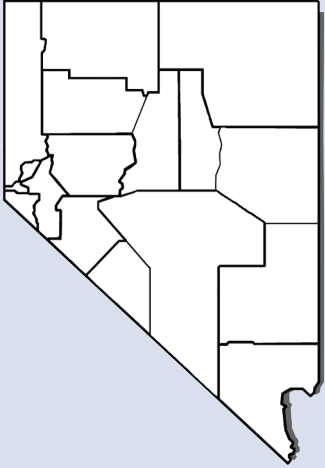
and traffic are shown in the graphs on page 27. Since the pandemic, an analysis of all case types shows that the trends of increasing pending caseloads are occurring in every case type except for juvenile matters. Still, these increases do not account for “shadow” cases that the courts expect could be filed in the future and that may compound the issue with pending cases.

Shadow cases are potential filings (primarily civil, family, or juvenile) that the courts expect some time in the future. It is difficult to determine the exact number of shadow cases, since circumstances that would prompt a case to be filed may change. For example, many summary evictions may be filed once the moratoriums are lifted. Also, marriage dissolution and high-value civil matters are expected to be filed as the economy improves; as seen during the Great Recession, civil and family matters increased once the economic situation stabilized. For Nevada, the number of shadow cases anticipated seems to be significant, which may cause the number of pending cases to reach historic levels.





# NEVADA APPELLATE COURTS SUMMARY



## Nevada Demographics

Population: 3,145,185 <sup>a</sup>  
 Geographic Size: 109,781 sq. mi. <sup>b</sup>  
 Population Density: 29/sq. mi.  
 Most Populous County: Clark  
<sup>a</sup> Source: Nevada State Demographer  
<sup>b</sup> Source: U.S. Census Bureau

## NEVADA APPELLATE COURTS CASELOAD FILINGS AND DISPOSITIONS Fiscal Year 2021

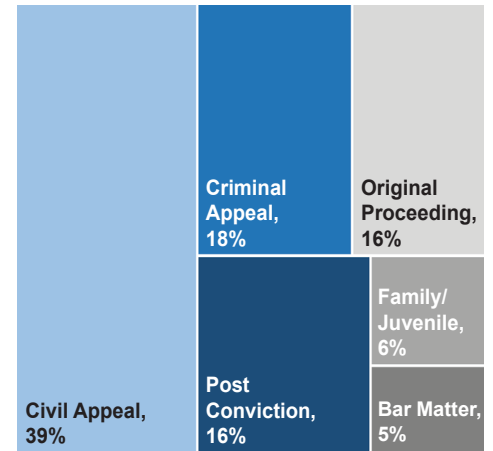
Court	Incoming Cases <sup>a</sup>	Disposed Cases				Rate	Pending Cases
		By Opinion <sup>b</sup>	By Order	Other	Total		
Supreme Court	1,860	90	1,358	3	1,451	78%	1,046
Court of Appeals	797	4	906	5	915	115%	130
<b>TOTAL</b>	<b>2,657</b>	<b>94</b>	<b>2,264</b>	<b>8</b>	<b>2,366</b>	<b>89%</b>	<b>1,176</b>

<sup>a</sup> Court of Appeals cases are assigned from original filings to the Supreme Court.  
<sup>b</sup> May include single and consolidated cases disposed per curiam or by authored opinion.  
 Source: Nevada Supreme Court Clerk's Office.

## QUICK FACTS:

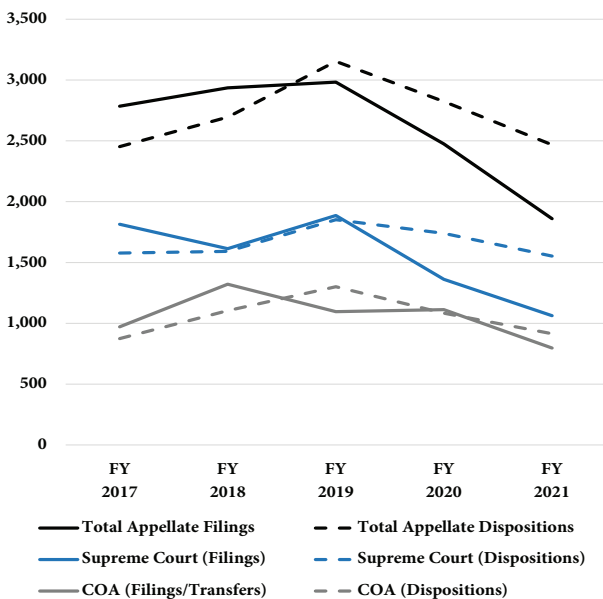
- 7** SUPREME COURT JUSTICES
- 3** COURT OF APPEALS JUDGES
- 2** SUPREME COURT PANELS

## SUPREME COURT CASE DISTRIBUTION

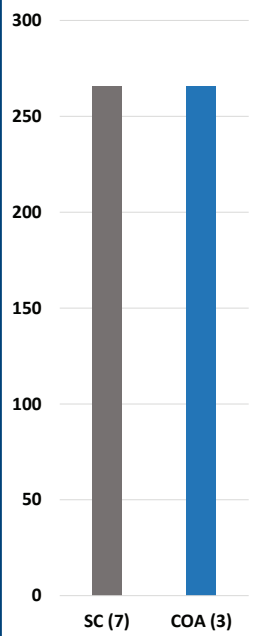


Juvenile and family statistics are a subset of civil filings for the Supreme Court. They are detailed here for comparison with the trial court statistics.

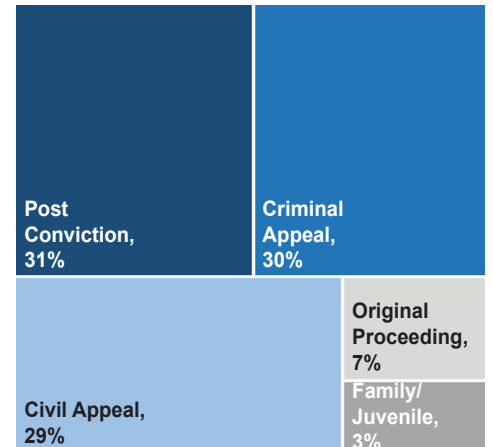
## NEVADA APPELLATE COURTS FILINGS AND DISPOSITIONS FISCAL YEARS 2017-21



## INCOMING CASES PER JUDICIAL POSITION




## COURT OF APPEALS CASE DISTRIBUTION





Supreme Court in Carson City



Appellate Courts in Las Vegas

**TABLE 1. NEVADA SUPREME COURT APPEALS FILED BY JUDICIAL DISTRICT, FY 2017-21.**

Civil Appeals Filed <sup>a</sup>					
District	2017	2018	2019	2020	2021
First	33	41	34	32	43
Second	93	117	115	100	81
Third	11	8	9	10	6
Fourth	2	3	4	2	10
Fifth	11	7	17	4	11
Sixth	1	3	6	3	5
Seventh	13	11	12	13	4
Eighth	722	860	993	766	590
Ninth	12	10	14	11	11
Tenth	6	4	1	2	1
Eleventh	12	13	11	4	9
<b>Total <sup>b</sup></b>	<b>916</b>	<b>1,077</b>	<b>1,216</b>	<b>947</b>	<b>771</b>

Criminal Appeals Filed					
District	2017	2018	2019	2020	2021
First	146	123	54	28	22
Second	164	156	188	157	95
Third	8	12	15	10	9
Fourth	19	24	21	18	17
Fifth	31	48	50	39	15
Sixth	21	6	15	6	7
Seventh	28	17	36	14	10
Eighth	775	813	694	658	387
Ninth	9	4	11	11	7
Tenth	9	5	5	1	6
Eleventh	22	18	34	13	12
<b>Total <sup>b</sup></b>	<b>1,232</b>	<b>1,226</b>	<b>1,123</b>	<b>955</b>	<b>587</b>

Total Appeals Filed					
District	2017	2018	2019	2020	2021
First	179	164	88	60	65
Second	257	273	303	257	176
Third	19	20	24	20	15
Fourth	21	27	25	20	27
Fifth	42	55	67	43	26
Sixth	22	9	21	9	12
Seventh	41	28	48	27	14
Eighth	1,497	1,673	1,687	1,424	977
Ninth	21	14	25	22	18
Tenth	15	9	6	3	7
Eleventh	34	31	45	17	21
<b>Total <sup>b</sup></b>	<b>2,148</b>	<b>2,303</b>	<b>2,339</b>	<b>1,902</b>	<b>1,358</b>

<sup>a</sup> Family and juvenile cases are included in civil appeals.  
<sup>b</sup> Total may not equal appeals in Table 2 due to appeals filed that are not associated with specific judicial districts.  
 Source: Nevada Supreme Court Clerk's Office.

**TABLE 2. NEVADA APPELLATE COURTS CASES FILED AND DISPOSED, FISCAL YEARS 2017-21. <sup>a</sup>**

	Fiscal Year 2017	Fiscal Year 2018	Fiscal Year 2019	Fiscal Year 2020	Fiscal Year 2021
<b>Supreme Court Cases Filed</b>					
Bar Matters	132	83	97	78	85
Appeals	2,155	2,312	2,345	1,904	1,361
Original Proceedings	391	445	404	351	271
Other	6	4	0	0	6
Reinstated	11	12	20	28	25
Petition for Review Filed	90	79	116	113	112
<b>Total Cases Filed</b>	<b>2,785</b>	<b>2,935</b>	<b>2,982</b>	<b>2,474</b>	<b>1,860</b>
<b>Cases Filed With Supreme Court &amp; Assigned to Court of Appeals</b>					
Cases Assigned to COA	971	1,322	1,093 <sup>b</sup>	1,111 <sup>b</sup>	796 <sup>b</sup>
Reinstated	0	0	3	1	1
<b>Total Cases Filed With COA</b>	<b>971</b>	<b>1,322</b>	<b>1,096</b>	<b>1,112</b>	<b>797</b>
<b>Appellate Courts Cases Disposed</b>					
Supreme Court Cases Disposed					
By Opinions <sup>c</sup>	91	104	68	78	90
By Order	1,388	1,413	1,730	1,559	1,253
Other	0	0	0	0	3
Petition for Review Denied	99	74	54	103	105
Court of Appeals Cases Disposed					
By Opinions <sup>c</sup>	1	8	13	4	4
By Order	873	1,086	1,266	1,077	906
Other	0	10	22	3	5
<b>Total Cases Disposed</b>	<b>2,452</b>	<b>2,695</b>	<b>3,153</b>	<b>2,824</b>	<b>2,366</b>
<b>Pending Cases</b>					
Supreme Court Pending <sup>a</sup>	1,754	1,776	1,822	1,440	1,046
Court of Appeals Pending <sup>a</sup>	207	425	220	248	130
<b>Total Appeal Cases Pending <sup>a</sup></b>	<b>1,961</b>	<b>2,201</b>	<b>2,042</b>	<b>1,688</b>	<b>1,176</b>
<b>Authored Opinions</b>					
SC Authored Opinions	88	104	65	78	90
COA Authored Opinions	1	8	10	4	3
<b>Total Authored Opinions</b>	<b>89</b>	<b>112</b>	<b>75</b>	<b>82</b>	<b>93</b>

<sup>a</sup> Pending cases vary year to year due in part to case reclassification, limited transfers to the Court of Appeals, and reinstated cases.  
<sup>b</sup> Includes limited transfers to the Court of Appeals.  
<sup>c</sup> May include single and consolidated cases disposed per curiam or by authored opinion.  
 Source: Nevada Supreme Court Clerk's Office.

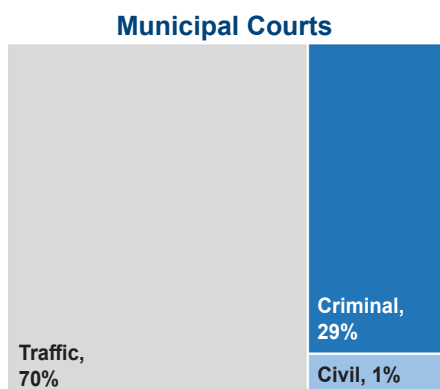
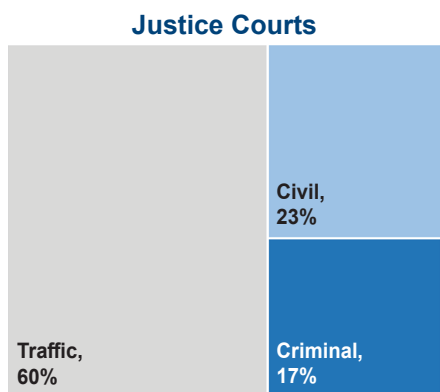
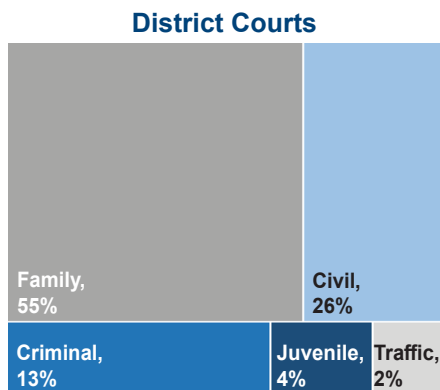


# NEVADA TRIAL COURT OVERVIEW

## NEVADA JUDICIARY OVERVIEW

Significant effort is made to ensure the accurate and consistent reporting of cases across Nevada; however, local jurisdictional rules, processes, and prosecutorial filing practices affect some courts' ability to consistently report data similar to other courts. These differences affect comparisons between jurisdictions. For instance, in some justice courts, district attorneys will file two complaints for a single incident: one for misdemeanors and another for the felony and gross misdemeanor charges to potentially be boundover to district court. In other jurisdictions, all charges may be filed in a single complaint. Accordingly, comparing criminal caseloads across jurisdictions should be done carefully, taking local rules and practices into consideration. Where known, the data presented is footnoted to identify differences in consistent reporting of information.

### TRIAL COURT CASE DISTRIBUTIONS, FISCAL YEAR 2021



**TABLE 3. REPORTED STATEWIDE TRIAL COURT TOTALS, FISCAL YEARS 2019-21.**

Caseload Filings <sup>a</sup>							
Court	Fiscal Year	Criminal <sup>b</sup>	Civil	Family	Juvenile	Total Non-Traffic	Traffic and Parking <sup>c</sup>
District	2021	16,157	32,118	68,099	5,856	122,230	2,059
	2020	14,977 <sup>r</sup>	30,501 <sup>r</sup>	70,035 <sup>r</sup>	9,412 <sup>r</sup>	124,925 <sup>r</sup>	2,099 <sup>r</sup>
	2019	17,420	31,239	78,474	9,604	136,737	2,349
Justice	2021	71,745	98,471	NJ	NJ	170,216	253,266
	2020	85,280 <sup>r</sup>	100,322 <sup>r</sup>	NJ	NJ	185,602 <sup>r</sup>	282,322 <sup>r</sup>
	2019	77,366	123,883	NJ	NJ	201,249	312,859
Municipal	2021	41,981	1,041	NJ	NJ	43,022	101,530
	2020	45,900	960	NJ	NJ	46,860	118,428
	2019	52,222	1,261	NJ	NJ	53,483	148,175
Total	2021	129,883	131,630	68,099	5,856	335,468	356,855
	2020	146,157 <sup>r</sup>	131,783 <sup>r</sup>	70,035 <sup>r</sup>	9,412 <sup>r</sup>	357,387 <sup>r</sup>	402,849 <sup>r</sup>
	2019	147,008	156,383	78,474	9,604	391,469	463,383

Dispositions <sup>a</sup>							
Court	Fiscal Year	Criminal <sup>b</sup>	Civil	Family	Juvenile	Total Non-Traffic	Traffic and Parking <sup>c</sup>
District	2021	15,220	29,375	61,413	9,908	115,916	2,058
	2020	14,692 <sup>r</sup>	28,519	73,884	9,213	126,308 <sup>r</sup>	1,754 <sup>r</sup>
	2019	16,459	30,083	75,654	9,120	131,316	2,327
Justice	2021	70,010	92,736	NJ	NJ	162,746	202,802
	2020	74,118	105,281 <sup>r</sup>	NJ	NJ	179,399 <sup>r</sup>	278,573
	2019	74,385	119,594	NJ	NJ	193,979	289,282
Municipal	2021	36,684	1,057	NJ	NJ	37,741	97,559
	2020	41,741	929	NJ	NJ	42,670	110,939
	2019	49,663	1,322	NJ	NJ	50,985	143,057
Total	2021	121,914	123,168	61,413	9,908	316,403	302,419
	2020	130,551 <sup>r</sup>	134,729 <sup>r</sup>	73,884	9,213	348,377 <sup>r</sup>	391,266 <sup>r</sup>
	2019	140,507	150,999	75,654	9,120	376,280	434,666

NJ Not within court jurisdiction.

<sup>a</sup> Reopened cases are included in totals.

<sup>b</sup> Criminal includes felony, gross misdemeanor, non-traffic misdemeanor, and criminal appeals (District Court only) filings and are counted by defendant.

<sup>c</sup> Traffic and Parking includes juvenile traffic statistics.

<sup>r</sup> Data totals revised from previous annual reports due to updated or improved data collection.

Source: Uniform System for Judicial Records, Nevada AOC, Research and Statistics Unit.



## NEVADA TRIAL COURT CASELOAD FILINGS AND DISPOSITIONS Fiscal Year 2021

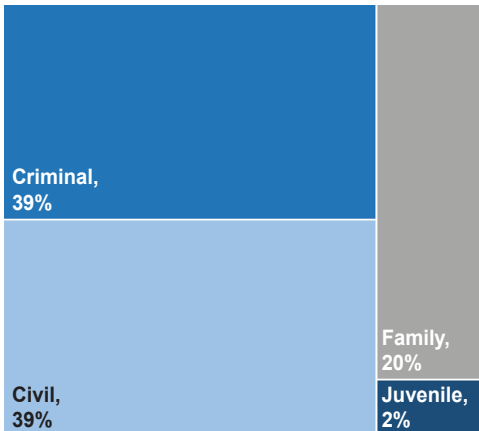
Court	Criminal Filings <sup>a</sup>	Civil Filings	Family Filings <sup>b</sup>	Juvenile Filings <sup>b</sup>	Reopened Cases	Total Cases	Total Disposed	Disp. Rate	Traffic and Parking <sup>c</sup>		
									Cases	Disposed	Disp. Rate
District Courts	10,517	29,691	51,336	5,094	25,592	122,230	115,916	95%	2,059	2,058	100%
Justice Courts	66,742	91,951	-	-	11,523	170,216	162,746	96%	253,266	202,802	80%
Municipal Courts	39,086	891	-	-	3,045	43,022	37,741	88%	101,530	97,559	96%
<b>TOTAL</b>	<b>116,345</b>	<b>122,533</b>	<b>51,336</b>	<b>5,094</b>	<b>40,160</b>	<b>335,468</b>	<b>316,403</b>	<b>94%</b>	<b>356,855</b>	<b>302,419</b>	<b>85%</b>

<sup>a</sup> Criminal includes felony, gross misdemeanor, non-traffic misdemeanor, and criminal appeals (District Court only) filings.

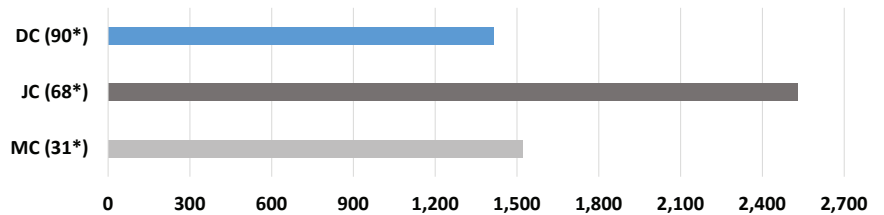
<sup>b</sup> Family and juvenile case types only heard in District Courts.

<sup>c</sup> Traffic and Parking includes juvenile traffic statistics.

### NON-TRAFFIC CASE DISTRIBUTION

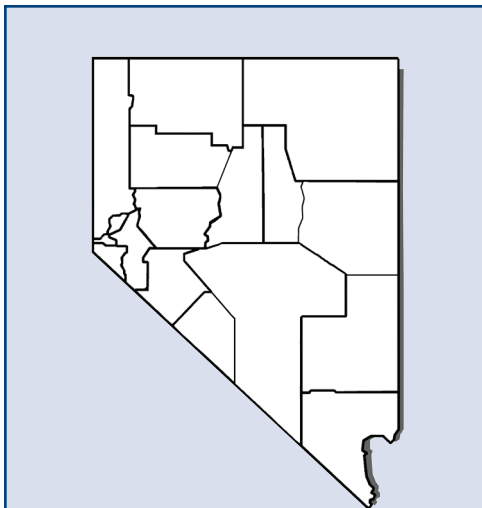
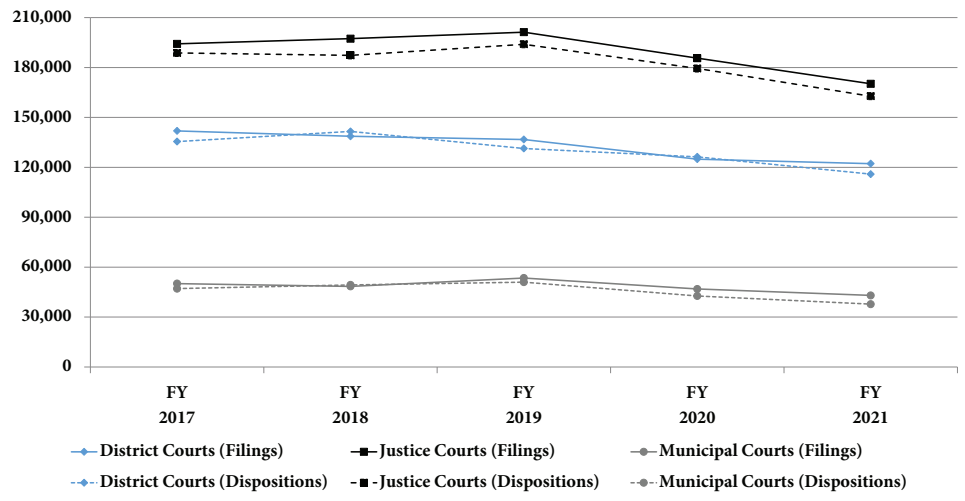


### NON-TRAFFIC TOTAL CASES PER JUDGE



\*Authorized positions as of June 30, 2021. Actual filed positions were used to calculate reported magnitudes. For greater detail see footnotes on Table 1 in the Annual Report Appendix file at [nvcourts.gov](http://nvcourts.gov).

### NEVADA TRIAL COURT NON-TRAFFIC FILINGS AND DISPOSITIONS FISCAL YEARS 2017-21



### Nevada Demographics

Population: 3,145,185 <sup>a</sup>  
 Geographic Size: 109,781 sq. mi. <sup>b</sup>  
 Population Density: 29/sq. mi.  
 Most Populous Township: Las Vegas  
<sup>a</sup> Source: Nevada State Demographer  
<sup>b</sup> Source: U.S. Census Bureau


**QUICK  
FACTS**

- 11** JUDICIAL DISTRICTS
- 17** COUNTIES AND DISTRICT COURTS
- 40** TOWNSHIPS AND JUSTICE COURTS
- 17** MUNICIPAL COURTS

# FIRST JUDICIAL DISTRICT



Carson City Courthouse



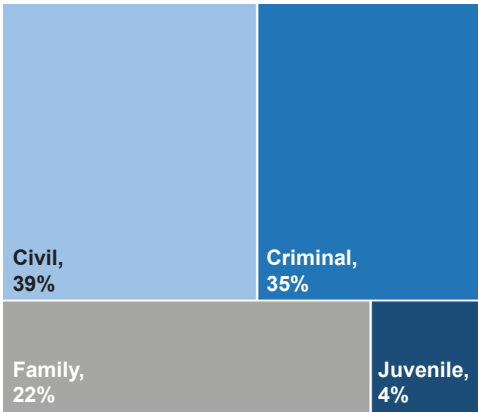
Storey County Courthouse

## FIRST JUDICIAL DISTRICT CASELOAD FILINGS AND DISPOSITIONS Fiscal Year 2021

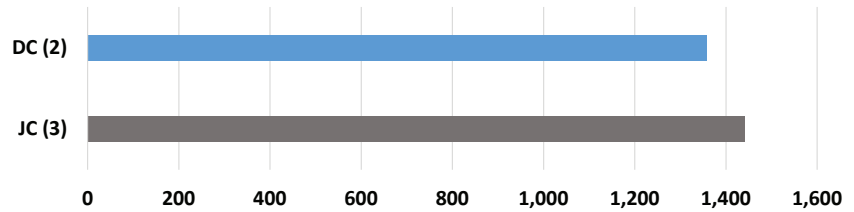
Court	Criminal Filings <sup>a</sup>	Civil Filings	Family Filings <sup>b</sup>	Juvenile Filings <sup>b</sup>	Reopened Cases	Total Cases	Total Disposed	Disp. Rate	Traffic and Parking <sup>c</sup>		
									Cases	Disposed	Disp. Rate
Carson City District Court	271	462	1,095	80	730	2,638	2,217	84%	196	142	72%
Storey County District Court	5	35	26	1	10	77	64	83%	5	4	80%
Carson City Justice Court <sup>d</sup>	1,912	2,137	-	-	5	4,054	3,692	91%	7,572	6,559	87%
Virginia City Justice Court	231	39	-	-	0	270	152	56%	1,495	1,417	95%
<b>TOTAL</b>	<b>2,419</b>	<b>2,673</b>	<b>1,121</b>	<b>81</b>	<b>745</b>	<b>7,039</b>	<b>6,125</b>	<b>87%</b>	<b>9,268</b>	<b>8,122</b>	<b>88%</b>

- <sup>a</sup> Criminal includes felony, gross misdemeanor, non-traffic misdemeanor, and criminal appeals (District Court only) filings.
- <sup>b</sup> Family and juvenile case types only heard in District Courts.
- <sup>c</sup> Traffic and Parking includes juvenile traffic statistics.
- <sup>d</sup> Carson City Justice Court includes municipal court information.

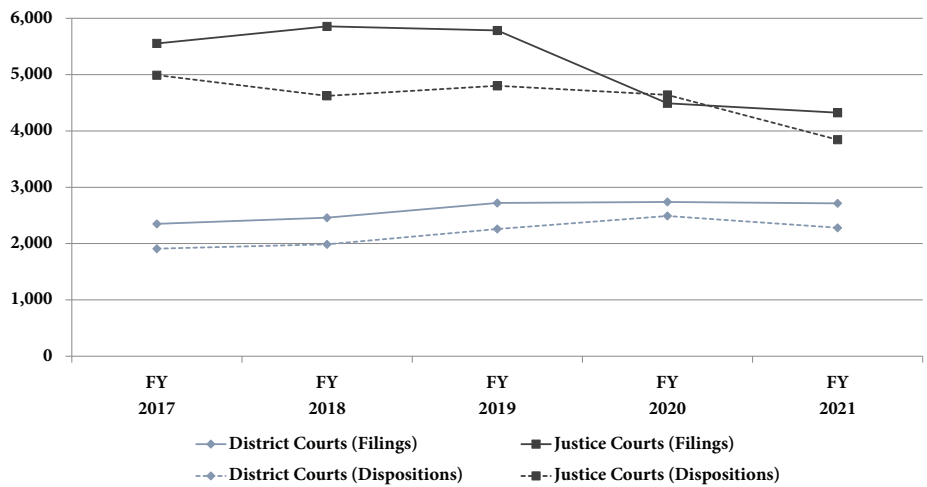
### NON-TRAFFIC CASE DISTRIBUTION



### NON-TRAFFIC TOTAL CASES PER JUDGE



### FIRST JUDICIAL DISTRICT NON-TRAFFIC FILINGS AND DISPOSITIONS FISCAL YEARS 2017-21



### District Demographics

Population: 60,738<sup>a</sup>  
 Geographic Size: 408 sq. mi.<sup>b</sup>  
 Population Density: 149/sq. mi.  
 Most Populous Township: Carson City

<sup>a</sup> Source: Nevada State Demographer  
<sup>b</sup> Source: U.S. Census Bureau

**QUICK FACTS** | **2%** OF STATEWIDE NON-TRAFFIC CASELOAD  
**3%** OF STATEWIDE TRAFFIC CASELOAD

# SECOND JUDICIAL DISTRICT

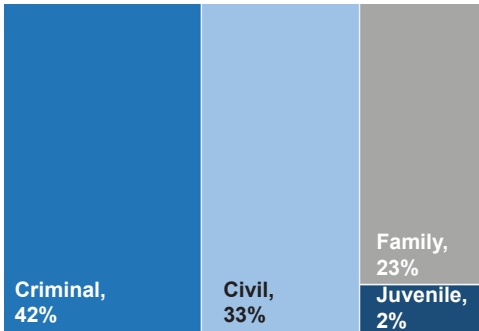


## SECOND JUDICIAL DISTRICT CASELOAD FILINGS AND DISPOSITIONS Fiscal Year 2021

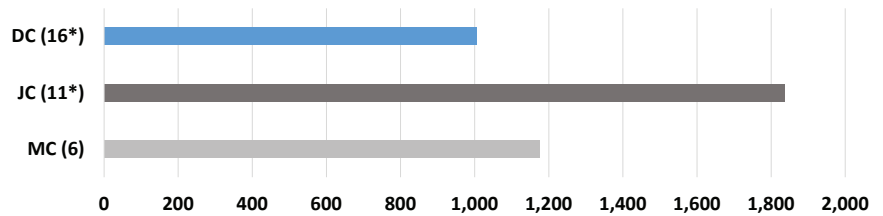
Court	Criminal Filings <sup>a</sup>	Civil Filings	Family Filings <sup>b</sup>	Juvenile Filings <sup>b</sup>	Reopened Cases	Total Cases	Total Disposed	Disp. Rate	Traffic and Parking <sup>c</sup>		
									Cases	Disposed	Disp. Rate
Washoe County DC	1,235	3,085	7,681	913	2,677 <sup>d</sup>	15,591	13,630 <sup>f</sup>	87%	1,074 <sup>d</sup>	1,146	107%
Incline Village Justice Court	223	87	-	-	74	384	325	85%	3,770	3,579	95%
Reno Justice Court	4,452	6,611	-	-	1,391	12,454	12,220	98%	15,398	14,789	96%
Sparks Justice Court	2,337	2,772	-	-	950	6,059	5,896	97%	4,389	4,620	105%
Wadsworth Justice Court	67	11	-	-	1	79	73	92%	1,684	1,542	92%
Reno Municipal Court	4,951	87	-	-	358	5,396	5,950	110%	12,815	13,055	102%
Sparks Municipal Court	1,623	21	-	-	7 <sup>g</sup>	1,651	1,861	113%	3,263 <sup>g</sup>	3,301	101%
<b>TOTAL</b>	<b>14,888</b>	<b>12,674</b>	<b>7,681</b>	<b>913</b>	<b>5,458</b>	<b>41,614</b>	<b>39,955</b>	<b>96%</b>	<b>42,393</b>	<b>42,032</b>	<b>99%</b>

- <sup>a</sup> Criminal includes felony, gross misdemeanor, non-traffic misdemeanor, and criminal appeals (District Court only) filings.
- <sup>b</sup> Family and juvenile case types only heard in District Courts.
- <sup>c</sup> Traffic and Parking includes juvenile traffic statistics.
- <sup>d</sup> Reopened cases not reported for juvenile and juvenile traffic matters.
- <sup>e</sup> Includes administrative closures.
- <sup>f</sup> Reopened cases under-reported for criminal and traffic matters.

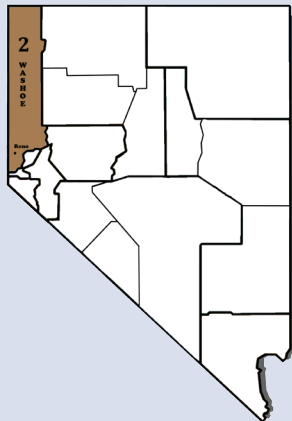
### NON-TRAFFIC CASE DISTRIBUTION



### NON-TRAFFIC TOTAL CASES PER JUDGE



\*Authorized positions as of June 30, 2021. Actual filed positions were used to calculate reported magnitudes. For greater detail see footnotes on Table 1 in the Annual Report Appendix file at [nvcourts.gov](http://nvcourts.gov).

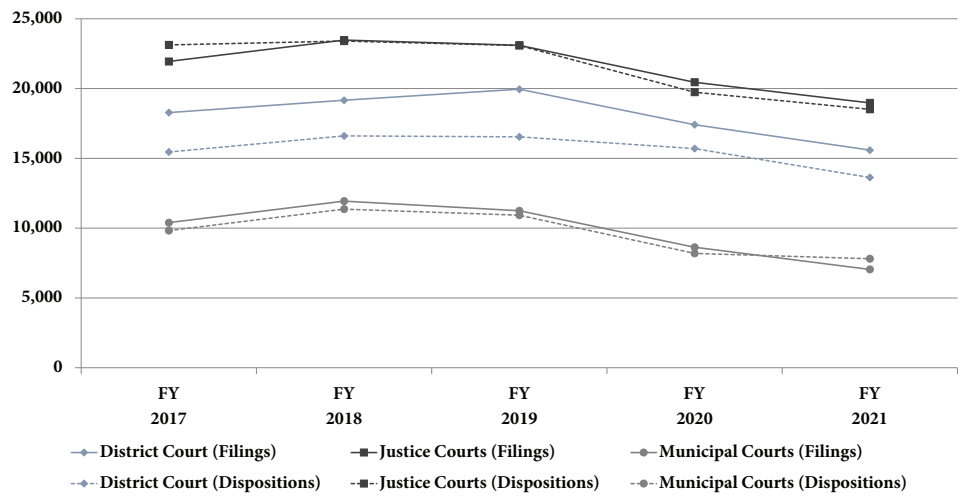


### District Demographics

Population: 473,606<sup>a</sup>  
 Geographic Size: 6,302 sq. mi.<sup>b</sup>  
 Population Density: 75/sq. mi.  
 Most Populous Township: Reno

<sup>a</sup> Source: Nevada State Demographer  
<sup>b</sup> Source: U.S. Census Bureau

### SECOND JUDICIAL DISTRICT NON-TRAFFIC FILINGS AND DISPOSITIONS FISCAL YEARS 2017-21



**QUICK FACTS** | **12%** OF STATEWIDE NON-TRAFFIC CASELOAD  
**12%** OF STATEWIDE TRAFFIC CASELOAD



# THIRD JUDICIAL DISTRICT

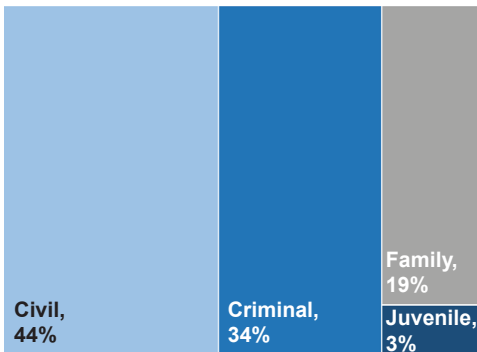


## THIRD JUDICIAL DISTRICT CASELOAD FILINGS AND DISPOSITIONS Fiscal Year 2021

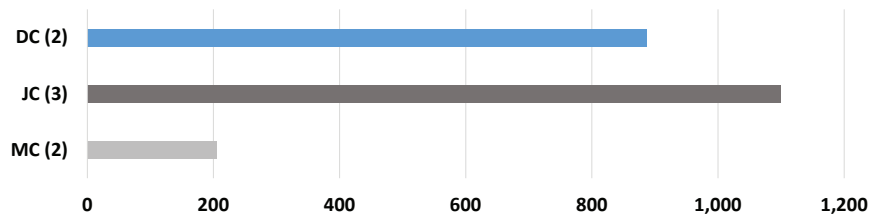
Court	Criminal Filings <sup>a</sup>	Civil Filings	Family Filings <sup>b</sup>	Juvenile Filings <sup>b</sup>	Reopened Cases	Total Cases	Total Disposed	Disp. Rate	Traffic and Parking <sup>c</sup>		
									Cases	Disposed	Disp. Rate
Lyon County District Court	176	345	515	115	623	1,774	1,750	99%	143	138	97%
Canal Justice Court	370	905	-	-	12	1,287	1,116	87%	418	360	86%
Dayton Justice Court	378	630	-	-	6	1,014	939	93%	1,792	1,749	98%
Walker River Justice Court	448	444	-	-	107	999	1,131	113%	2,354	2,182	93%
Fernley Municipal Court	348	2	-	-	0	350	306	87%	2,018	1,931	96%
Yerington Municipal Court	60	0	-	-	1	61	43	70%	70	66	94%
<b>TOTAL</b>	<b>1,780</b>	<b>2,326</b>	<b>515</b>	<b>115</b>	<b>749</b>	<b>5,485</b>	<b>5,285</b>	<b>96%</b>	<b>6,795</b>	<b>6,426</b>	<b>95%</b>

<sup>a</sup> Criminal includes felony, gross misdemeanor, non-traffic misdemeanor, and criminal appeals (District Court only) filings.  
<sup>b</sup> Family and juvenile case types only heard in District Courts.  
<sup>c</sup> Traffic and Parking includes juvenile traffic statistics.

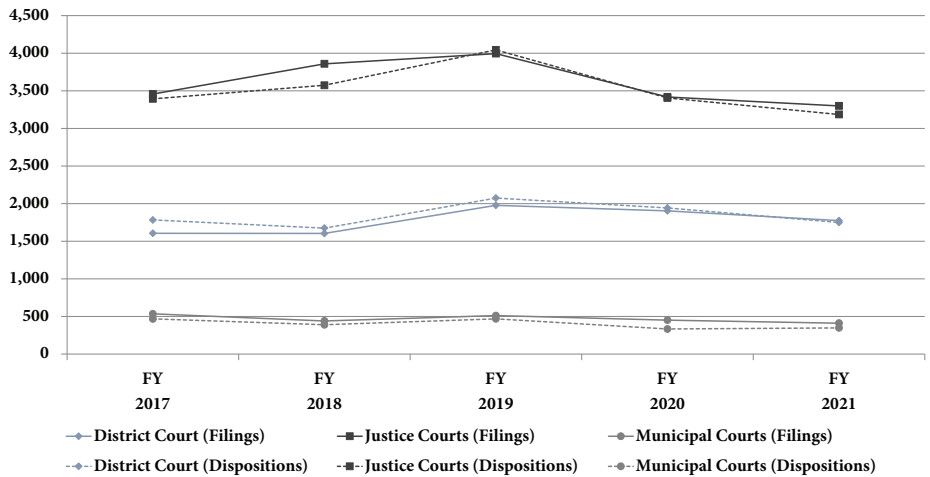
### NON-TRAFFIC CASE DISTRIBUTION



### NON-TRAFFIC TOTAL CASES PER JUDGE



### THIRD JUDICIAL DISTRICT NON-TRAFFIC FILINGS AND DISPOSITIONS FISCAL YEARS 2017-21



### District Demographics

Population: 57,629 <sup>a</sup>  
 Geographic Size: 2,001 sq. mi. <sup>b</sup>  
 Population Density: 29/sq. mi.  
 Most Populous Township: Dayton

<sup>a</sup> Source: Nevada State Demographer  
<sup>b</sup> Source: U.S. Census Bureau

**QUICK FACTS** | **2%** OF STATEWIDE NON-TRAFFIC CASELOAD  
**2%** OF STATEWIDE TRAFFIC CASELOAD

# FOURTH JUDICIAL DISTRICT



## FOURTH JUDICIAL DISTRICT CASELOAD FILINGS AND DISPOSITIONS Fiscal Year 2021

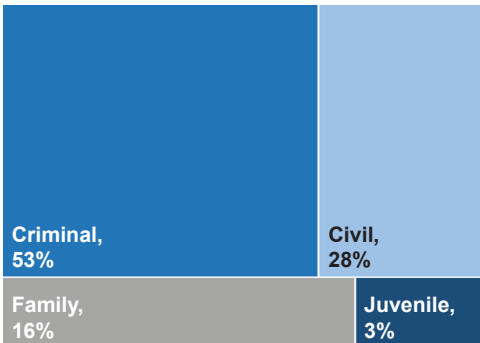
Court	Criminal Filings <sup>a</sup>	Civil Filings	Family Filings <sup>b</sup>	Juvenile Filings <sup>b</sup>	Reopened Cases	Total Cases	Total Disposed	Disp. Rate	Traffic and Parking <sup>c</sup>		
									Cases	Disposed	Disp. Rate
Elko County District Court	367	280	473	167	709	1,996	1,966	98%	201	192	96%
Carlin Justice Court	86	57	-	-	0	143	162	113%	514	538	105%
Eastline Justice Court	169	78	-	-	8	255	187	73%	187	193	103%
Elko Justice Court	1,328	1,017	-	-	360	2,705	2,786	103%	4,382	4,624	106%
Wells Justice Court	137	43	-	-	1	181	124	69%	3,888	3,597	93%
Carlin Municipal Court	29	0	-	-	0	29	30	103%	87	95	109%
Elko Municipal Court	265	2	-	-	84	351	373	106%	221	245	111%
Wells Municipal Court	10	0	-	-	0	10	8	80%	8	6	75%
West Wendover MC	140	1	-	-	5	146	104	71%	299	294	98%
<b>TOTAL</b>	<b>2,531</b>	<b>1,478</b>	<b>473</b>	<b>167</b>	<b>1,167</b>	<b>5,816</b>	<b>5,740</b>	<b>99%</b>	<b>9,787</b>	<b>9,784</b>	<b>100%</b>

<sup>a</sup> Criminal includes felony, gross misdemeanor, non-traffic misdemeanor, and criminal appeals (District Court only) filings.

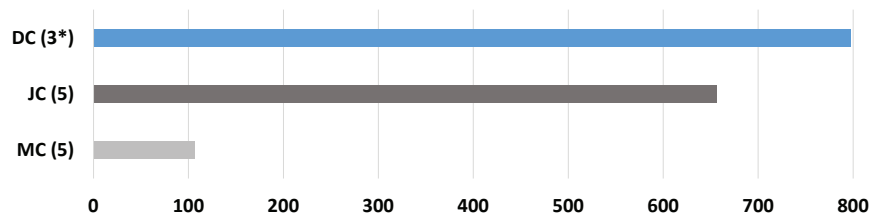
<sup>b</sup> Family and juvenile case types only heard in District Courts.

<sup>c</sup> Traffic and Parking includes juvenile traffic statistics.

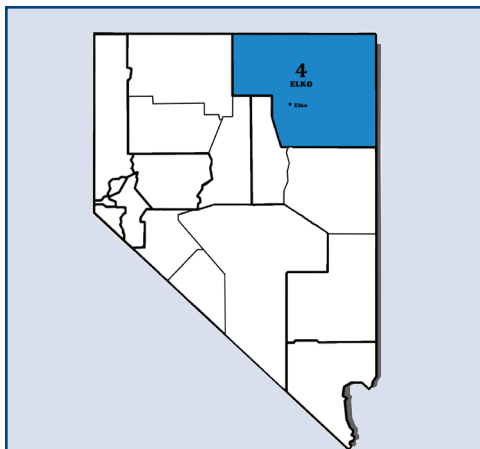
### NON-TRAFFIC CASE DISTRIBUTION



### NON-TRAFFIC TOTAL CASES PER JUDGE



\*Authorized positions as of June 30, 2021. Actual filed positions were used to calculate reported magnitudes. For greater detail see footnotes on Table 1 in the Annual Report Appendix file at [nvcourts.gov](http://nvcourts.gov).



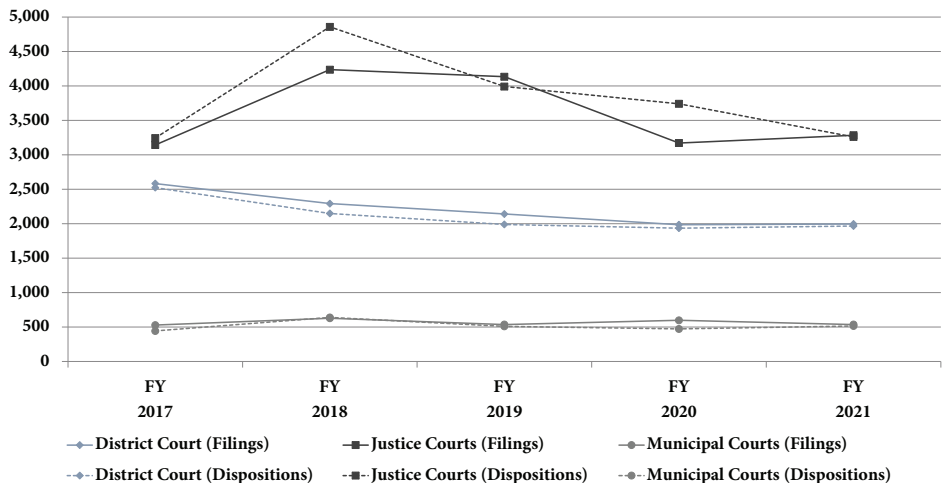
### District Demographics

Population: 55,435 <sup>a</sup>  
 Geographic Size: 17,170 sq. mi. <sup>b</sup>  
 Population Density: 3/sq. mi.  
 Most Populous Township: Elko

<sup>a</sup> Source: Nevada State Demographer


<sup>b</sup> Source: U.S. Census Bureau

### FOURTH JUDICIAL DISTRICT NON-TRAFFIC FILINGS AND DISPOSITIONS FISCAL YEARS 2017-21



**QUICK FACTS** | **2%** OF STATEWIDE NON-TRAFFIC CASELOAD  
**3%** OF STATEWIDE TRAFFIC CASELOAD

# FIFTH JUDICIAL DISTRICT



Esmeralda County Courthouse



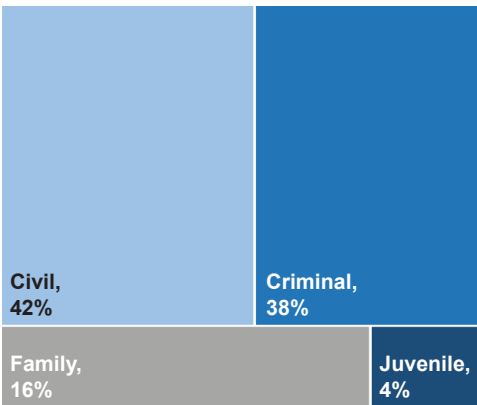
Nye County Courthouse

## FIFTH JUDICIAL DISTRICT CASELOAD FILINGS AND DISPOSITIONS Fiscal Year 2021

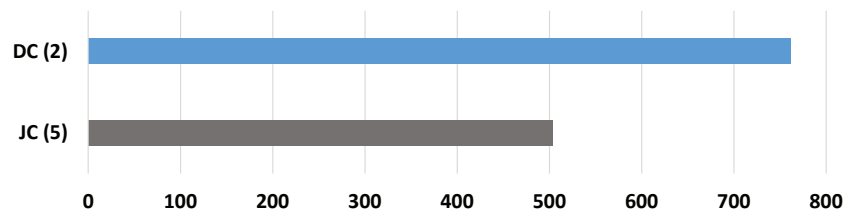
Court	Criminal Filings <sup>a</sup>	Civil Filings	Family Filings <sup>b</sup>	Juvenile Filings <sup>b</sup>	Reopened Cases	Total Cases	Total Disposed	Disp. Rate	Traffic and Parking <sup>c</sup>		
									Cases	Disposed	Disp. Rate
Esmeralda County DC	4	19	4	2	0	29	18	62%	10	9	90%
Nye County District Court	154	527	616	141	56	1,494	774	52%	67	10	15%
Beatty Justice Court	76	46	-	-	0	122	146	120%	965	808	84%
Esmeralda Justice Court	0	12	-	-	0	12	12	100%	1,510	1,510	100%
Pahrump Justice Court	1,061	1,009	-	-	97	2,167	2,058	95%	3,017	3,009	100%
Tonopah Justice Court	147	62	-	-	4	213	231	108%	2,055	2,018	98%
<b>TOTAL</b>	<b>1,442</b>	<b>1,675</b>	<b>620</b>	<b>143</b>	<b>157</b>	<b>4,037</b>	<b>3,239</b>	<b>80%</b>	<b>7,624</b>	<b>7,364</b>	<b>97%</b>

<sup>a</sup> Criminal includes felony, gross misdemeanor, non-traffic misdemeanor, and criminal appeals (District Court only) filings.  
<sup>b</sup> Family and juvenile case types only heard in District Courts.  
<sup>c</sup> Traffic and Parking includes juvenile traffic statistics.

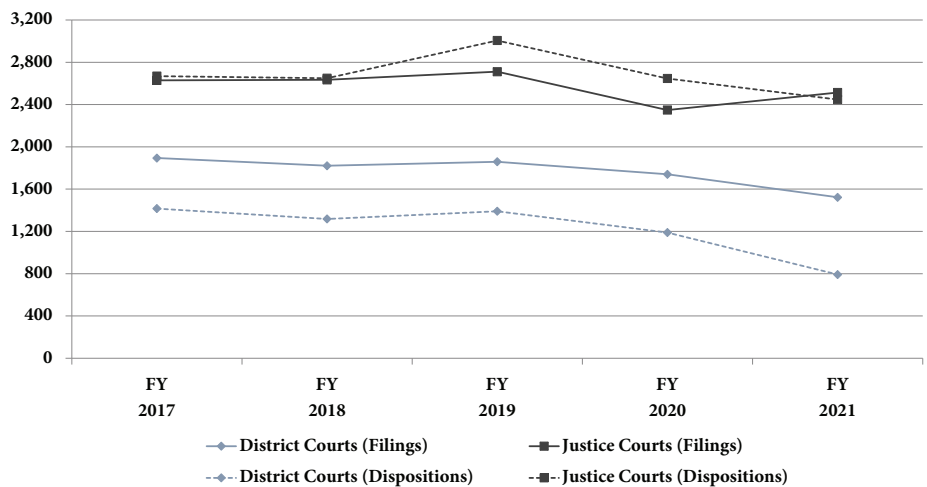
### NON-TRAFFIC CASE DISTRIBUTION



### NON-TRAFFIC TOTAL CASES PER JUDGE



### FIFTH JUDICIAL DISTRICT NON-TRAFFIC FILINGS AND DISPOSITIONS FISCAL YEARS 2017-21



### District Demographics

Population: 49,413 <sup>a</sup>  
 Geographic Size: 21,764 sq. mi. <sup>b</sup>  
 Population Density: 2/sq. mi.  
 Most Populous Township: Pahrump  
<sup>a</sup> Source: Nevada State Demographer  
<sup>b</sup> Source: U.S. Census Bureau

**QUICK FACTS** | **1%** OF STATEWIDE NON-TRAFFIC CASELOAD  
**2%** OF STATEWIDE TRAFFIC CASELOAD



# SIXTH JUDICIAL DISTRICT



## SIXTH JUDICIAL DISTRICT CASELOAD FILINGS AND DISPOSITIONS Fiscal Year 2021

Court	Criminal Filings <sup>a</sup>	Civil Filings	Family Filings <sup>b</sup>	Juvenile Filings <sup>b</sup>	Reopened Cases	Total Cases	Total Disposed	Disp. Rate	Traffic and Parking <sup>c</sup>		
									Cases	Disposed	Disp. Rate
Humboldt County DC	65	127	403	107	146	848	1,153 <sup>d</sup>	136%	68	150 <sup>d</sup>	221%
Union Justice Court	466	503	-	-	7	976	938	96%	5,170	5,039	97%
<b>TOTAL</b>	<b>531</b>	<b>630</b>	<b>403</b>	<b>107</b>	<b>153</b>	<b>1,824</b>	<b>2,091</b>	<b>115%</b>	<b>5,238</b>	<b>5,189</b>	<b>99%</b>

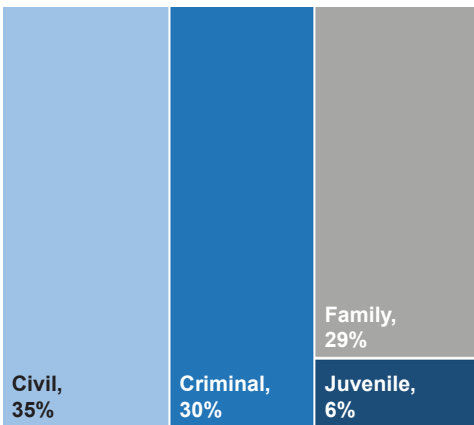
<sup>a</sup> Criminal includes felony, gross misdemeanor, non-traffic misdemeanor, and criminal appeals (District Court only) filings.

<sup>b</sup> Family and juvenile case types only heard in District Courts.

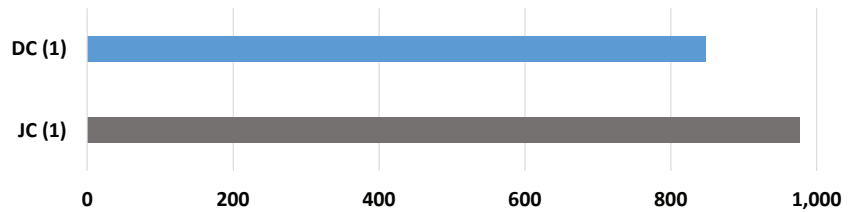
<sup>c</sup> Traffic and Parking includes juvenile traffic statistics.

<sup>d</sup> Includes administrative closures.

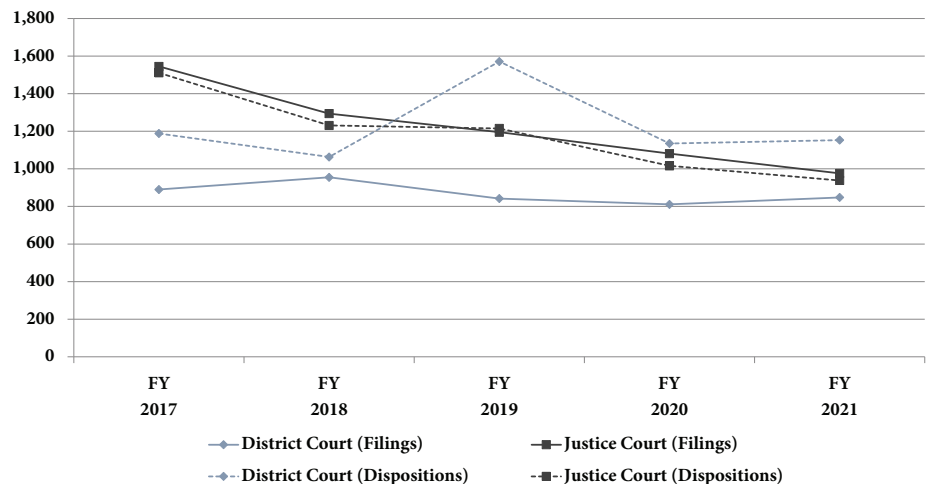
### NON-TRAFFIC CASE DISTRIBUTION



### NON-TRAFFIC TOTAL CASES PER JUDGE



### SIXTH JUDICIAL DISTRICT NON-TRAFFIC FILINGS AND DISPOSITIONS FISCAL YEARS 2017-21



### District Demographics

Population: 17,064<sup>a</sup>  
 Geographic Size: 9,641 sq. mi.<sup>b</sup>  
 Population Density: 2/sq. mi.  
 Most Populous Township: Union

<sup>a</sup> Source: Nevada State Demographer

<sup>b</sup> Source: U.S. Census Bureau

**QUICK FACTS** | **<1%** OF STATEWIDE NON-TRAFFIC CASELOAD  
**1%** OF STATEWIDE TRAFFIC CASELOAD

# SEVENTH JUDICIAL DISTRICT

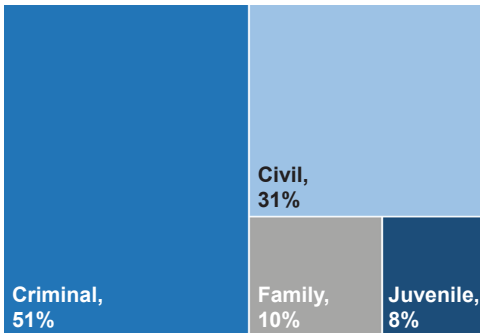


## SEVENTH JUDICIAL DISTRICT CASELOAD FILINGS AND DISPOSITIONS Fiscal Year 2021

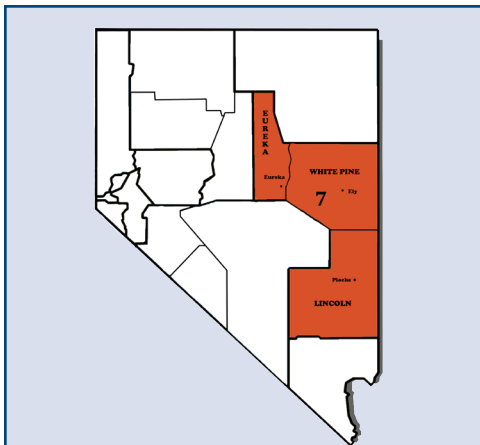
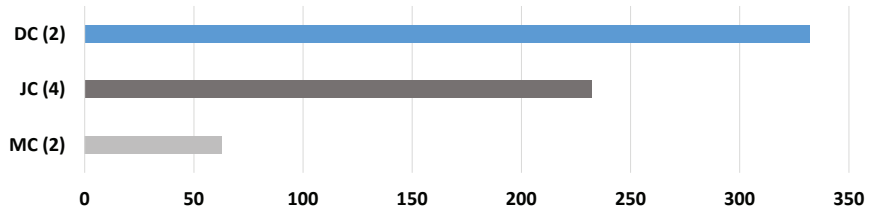
Court	Criminal Filings <sup>a</sup>	Civil Filings	Family Filings <sup>b</sup>	Juvenile Filings <sup>b</sup>	Reopened Cases	Total Cases	Total Disposed	Disp. Rate	Traffic and Parking <sup>c</sup>		
									Cases	Disposed	Disp. Rate
Eureka County District Court	10	15	14	1	1	41	29	71%	(d)	(d)	(d)
Lincoln County District Court	47	41	24	19	5	136	140	103%	(d)	(d)	(d)
White Pine County DC	93	112	109	110	63	487	452	93%	(d)	(d)	(d)
Ely Justice Court	326	205	-	-	59	590	612	104%	1,901	1,732	91%
Eureka Justice Court	52	32	-	-	0	84	76	90%	489	478	98%
Meadow Valley Justice Court	124	57	-	-	3	184	177	96%	1,112	971	87%
Pahrnagat Valley JC	58	12	-	-	0	70	110 <sup>f</sup>	157%	2,144	2,075	97%
Caliente Municipal Court	1	0	-	-	0	1	1	100%	0	0	-
Ely Municipal Court	124	0	-	-	0	124	127	102%	261	269	103%
<b>TOTAL</b>	<b>835</b>	<b>474</b>	<b>147</b>	<b>130</b>	<b>131</b>	<b>1,717</b>	<b>1,724</b>	<b>100%</b>	<b>5,907</b>	<b>5,525</b>	<b>94%</b>

- <sup>a</sup> Criminal includes felony, gross misdemeanor, non-traffic misdemeanor, and criminal appeals (District Court only) filings.
- <sup>b</sup> Family and juvenile case types only heard in District Courts.
- <sup>c</sup> Traffic and Parking includes juvenile traffic statistics.
- <sup>d</sup> Juvenile traffic violations handled and reported by Justice Courts.
- <sup>f</sup> Includes administrative closures.

### NON-TRAFFIC CASE DISTRIBUTION



### NON-TRAFFIC TOTAL CASES PER JUDGE

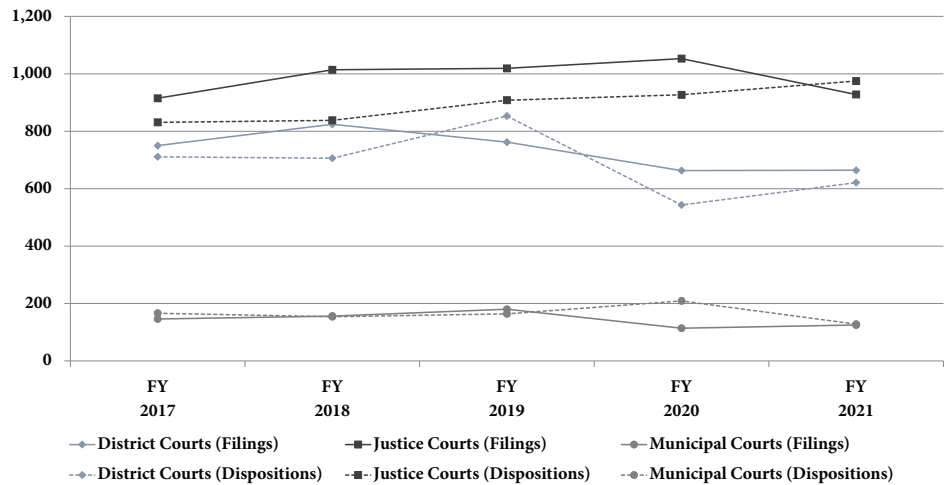


### District Demographics

Population: 17,706<sup>a</sup>  
 Geographic Size: 23,685 sq. mi.<sup>b</sup>  
 Population Density: <1/sq. mi.  
 Most Populous Township: Ely


<sup>a</sup> Source: Nevada State Demographer  
<sup>b</sup> Source: U.S. Census Bureau

### SEVENTH JUDICIAL DISTRICT NON-TRAFFIC FILINGS AND DISPOSITIONS FISCAL YEARS 2017-21



**QUICK FACTS** | **<1%** OF STATEWIDE NON-TRAFFIC CASELOAD  
**2%** OF STATEWIDE TRAFFIC CASELOAD

# EIGHTH JUDICIAL DISTRICT



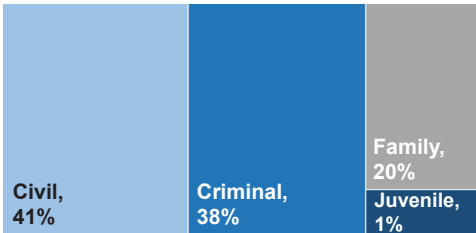
Regional Justice Center

## EIGHTH JUDICIAL DISTRICT CASELOAD FILINGS AND DISPOSITIONS Fiscal Year 2021

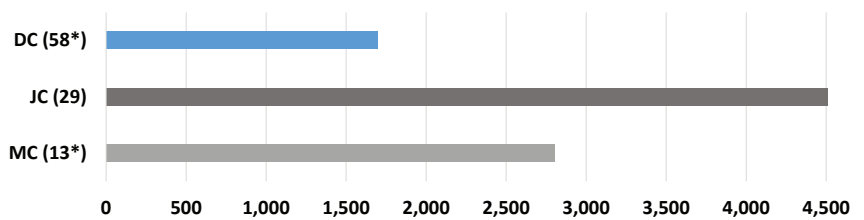
Court	Criminal Filings <sup>a</sup>	Civil Filings	Family Filings <sup>b</sup>	Juvenile Filings <sup>b</sup>	Reopened Cases	Total Cases	Total Disposed	Disp. Rate	Traffic and Parking <sup>c</sup>		
									Cases	Disposed	Disp. Rate
Clark County DC	7,682	24,000	38,917	3,182	19,834	93,615	90,649 <sup>f</sup>	97%	(d)	(d)	(d)
Boulder Justice Court	172	290	-	-	0	462	381	82%	3,060	2,975	97%
Bunkerville Justice Court	13	5	-	-	0	18	21	117%	954	848	89%
Goodsprings Justice Court	411	45	-	-	4	460	370	80%	7,083	9,620 <sup>f</sup>	136%
Henderson Justice Court	2,038	7,551	-	-	213	9,802	8,328	85%	4,003	4,189	105%
Las Vegas Justice Court	42,994	58,384	-	-	7,959	109,337	103,365	95%	143,741 <sup>g</sup>	95,632	67%
Laughlin Justice Court	557	260	-	-	4	821	638	78%	5,897	4,944	84%
Mesquite Justice Court	240	228	-	-	0	468	467 <sup>f</sup>	100%	0	0	-
Moapa Justice Court	80	9	-	-	3	92	85	92%	1,742	1,577	91%
Moapa Valley Justice Court	88	82	-	-	1	171	133	78%	1,075	1,081	101%
North Las Vegas Justice Court	2,443	6,513	-	-	40	8,996	10,794 <sup>f</sup>	120%	1,042	949	91%
Searchlight Justice Court	66	15	-	-	0	81	70	86%	3,178	3,033	95%
Boulder Municipal Court	578	5	-	-	3	586	509	87%	2,545	2,925	115%
Henderson Municipal Court	4,877	130	-	-	2,418	7,425	6,615	89%	18,635	16,497	89%
Las Vegas Municipal Court	21,024	580	-	-	169	21,773	16,564	76%	43,617	43,043	99%
Mesquite Municipal Court	659	4	-	-	0	663	534	81%	1,238	1,073	87%
North Las Vegas MC	4,086	58	-	-	0	4,144	4,400	106%	16,177	14,457	89%
<b>TOTAL</b>	<b>88,008</b>	<b>98,159</b>	<b>38,917</b>	<b>3,182</b>	<b>30,648</b>	<b>258,914</b>	<b>243,923</b>	<b>94%</b>	<b>253,987</b>	<b>202,843</b>	<b>80%</b>

- <sup>a</sup> Criminal includes felony, gross misdemeanor, non-traffic misdemeanor, and criminal appeals (District Court only) filings.
- <sup>b</sup> Family and juvenile case types only heard in District Courts.
- <sup>c</sup> Traffic and Parking includes juvenile traffic statistics.
- <sup>d</sup> Juvenile traffic violations handled and reported by Justice Courts.
- <sup>e</sup> Includes administrative closures.
- <sup>f</sup> Reopened cases under-reported or not reported.

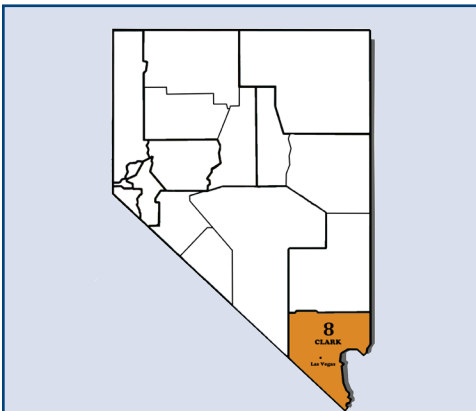
### NON-TRAFFIC CASE DISTRIBUTION



### NON-TRAFFIC TOTAL CASES PER JUDGE



\*Authorized positions as of June 30, 2021. Actual filed positions were used to calculate reported magnitudes. For greater detail see footnotes on Table 1 in the Annual Report Appendix file at [nvcourts.gov](http://nvcourts.gov).

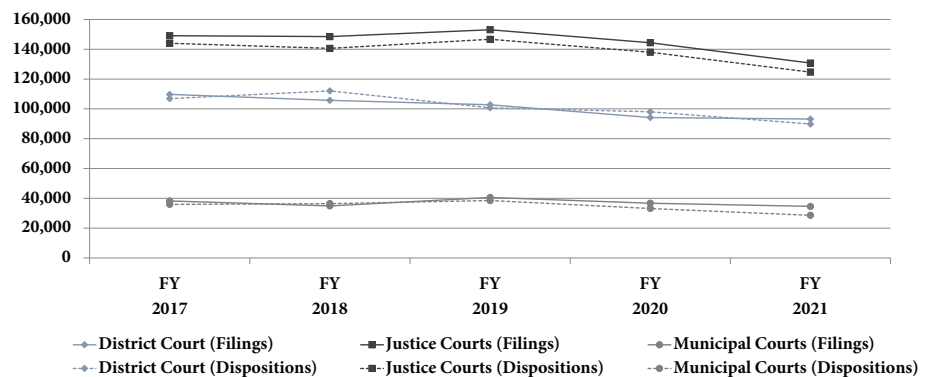


### District Demographics

Population: 2,320,107<sup>a</sup>  
 Geographic Size: 7,891 sq. mi.<sup>b</sup>  
 Population Density: 294/sq. mi.  
 Most Populous Township: Las Vegas

<sup>a</sup> Source: Nevada State Demographer  
<sup>b</sup> Source: U.S. Census Bureau

### EIGHTH JUDICIAL DISTRICT NON-TRAFFIC FILINGS AND DISPOSITIONS, FY 2017-21




QUICK  
FACTS

77% OF STATEWIDE NON-TRAFFIC CASELOAD  
 71% OF STATEWIDE TRAFFIC CASELOAD



# NINTH JUDICIAL DISTRICT

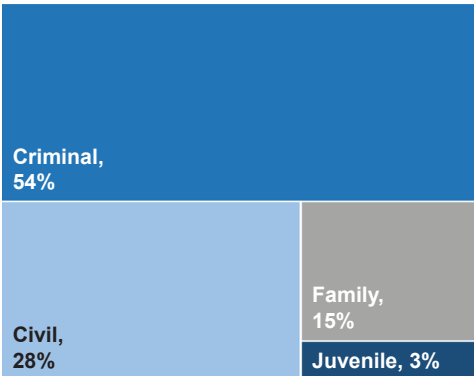


## NINTH JUDICIAL DISTRICT CASELOAD FILINGS AND DISPOSITIONS Fiscal Year 2021

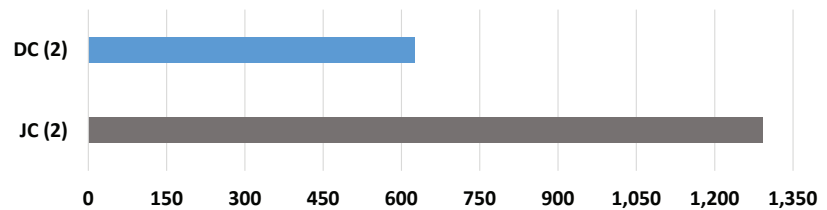
Court	Criminal Filings <sup>a</sup>	Civil Filings	Family Filings <sup>b</sup>	Juvenile Filings <sup>b</sup>	Reopened Cases	Total Cases	Total Disposed	Disp. Rate	Traffic and Parking <sup>c</sup>		
									Cases	Disposed	Disp. Rate
Douglas County District Court	154	294	533	99	171	1,251	997	80%	166	137	83%
East Fork Justice Court	1,027	641	-	-	161	1,829	1,758	96%	3,187	3,177	100%
Tahoe Justice Court	653	78	-	-	23	754	654	87%	1,744	1,594	91%
<b>TOTAL</b>	<b>1,834</b>	<b>1,013</b>	<b>533</b>	<b>99</b>	<b>355</b>	<b>3,834</b>	<b>3,409</b>	<b>89%</b>	<b>5,097</b>	<b>4,908</b>	<b>96%</b>

<sup>a</sup> Criminal includes felony, gross misdemeanor, non-traffic misdemeanor, and criminal appeals (District Court only) filings.  
<sup>b</sup> Family and juvenile case types only heard in District Courts.  
<sup>c</sup> Traffic and Parking includes juvenile traffic statistics.

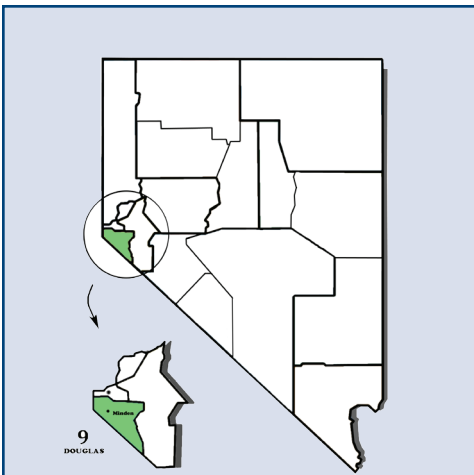
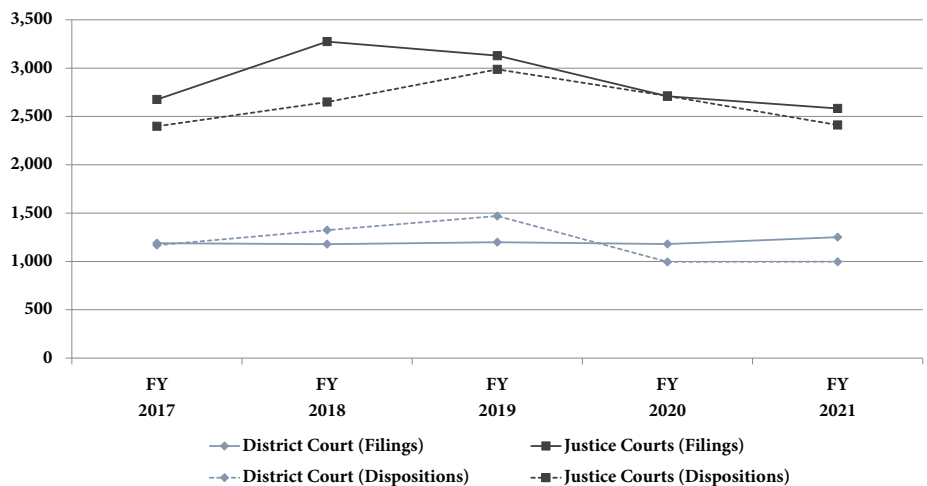
### NON-TRAFFIC CASE DISTRIBUTION



### NON-TRAFFIC TOTAL CASES PER JUDGE



### NINTH JUDICIAL DISTRICT NON-TRAFFIC FILINGS AND DISPOSITIONS FISCAL YEARS 2017-21



### District Demographics

Population: 49,082 <sup>a</sup>  
 Geographic Size: 710 sq. mi. <sup>b</sup>  
 Population Density: 69/sq. mi.  
 Most Populous Township: East Fork

<sup>a</sup> Source: Nevada State Demographer  
<sup>b</sup> Source: U.S. Census Bureau

**QUICK FACTS** | **1%** OF STATEWIDE NON-TRAFFIC CASELOAD  
**1%** OF STATEWIDE TRAFFIC CASELOAD

# TENTH JUDICIAL DISTRICT



## TENTH JUDICIAL DISTRICT CASELOAD FILINGS AND DISPOSITIONS Fiscal Year 2021

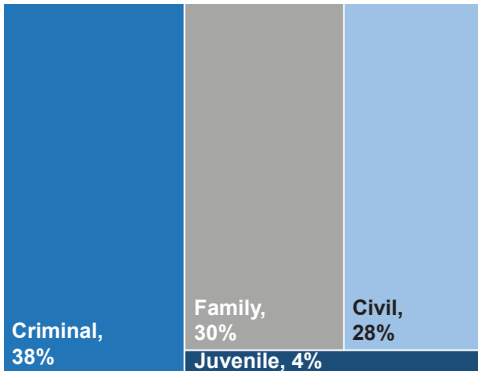
Court	Criminal Filings <sup>a</sup>	Civil Filings	Family Filings <sup>b</sup>	Juvenile Filings <sup>b</sup>	Reopened Cases	Total Cases	Total Disposed	Disp. Rate	Traffic and Parking <sup>c</sup>		
									Cases	Disposed	Disp. Rate
Churchill County District Court	185	151	709	58	488	1,591	1,580	99%	93	92	99%
New River Justice Court	736	738	-	-	8	1,482	1,409	95%	3,818	3,328	87%
Fallon Municipal Court	311	1	-	-	0	312	316	101%	276	302	109%
<b>TOTAL</b>	<b>1,232</b>	<b>890</b>	<b>709</b>	<b>58</b>	<b>496</b>	<b>3,385</b>	<b>3,305</b>	<b>98%</b>	<b>4,187</b>	<b>3,722</b>	<b>89%</b>

<sup>a</sup> Criminal includes felony, gross misdemeanor, non-traffic misdemeanor, and criminal appeals (District Court only) filings.

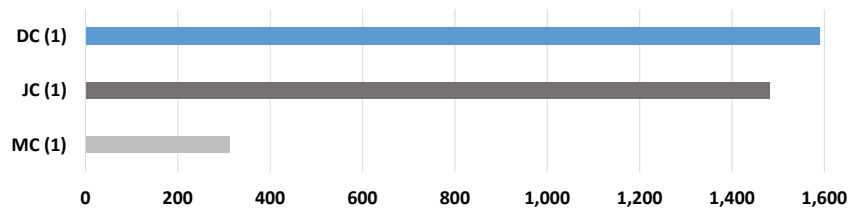
<sup>b</sup> Family and juvenile case types only heard in District Courts.

<sup>c</sup> Traffic and Parking includes juvenile traffic statistics.

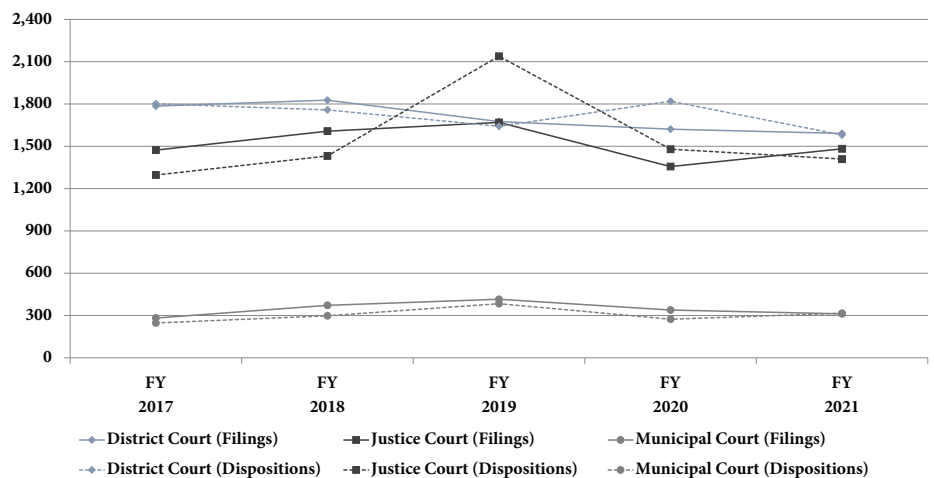
### NON-TRAFFIC CASE DISTRIBUTION



### NON-TRAFFIC TOTAL CASES PER JUDGE



### TENTH JUDICIAL DISTRICT NON-TRAFFIC FILINGS AND DISPOSITIONS FISCAL YEARS 2017-21



### District Demographics

Population: 26,202<sup>a</sup>  
 Geographic Size: 4,930 sq. mi.<sup>b</sup>  
 Population Density: 5/sq. mi.  
 Most Populous Township: New River

<sup>a</sup> Source: Nevada State Demographer

<sup>b</sup> Source: U.S. Census Bureau

**QUICK FACTS** | **1%** OF STATEWIDE NON-TRAFFIC CASELOAD  
**1%** OF STATEWIDE TRAFFIC CASELOAD

# ELEVENTH JUDICIAL DISTRICT

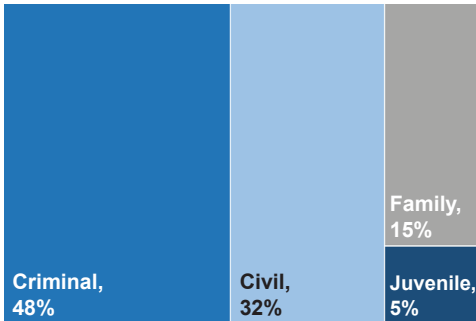


## ELEVENTH JUDICIAL DISTRICT CASELOAD FILINGS AND DISPOSITIONS Fiscal Year 2021

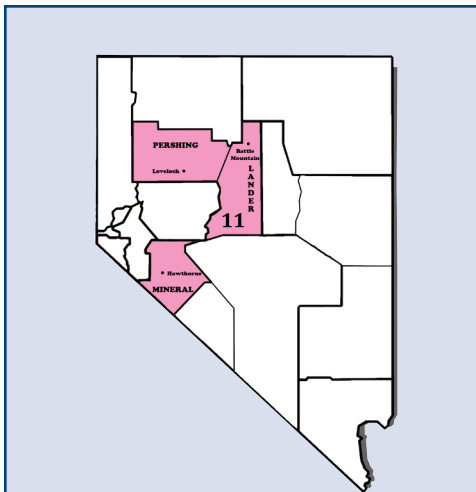
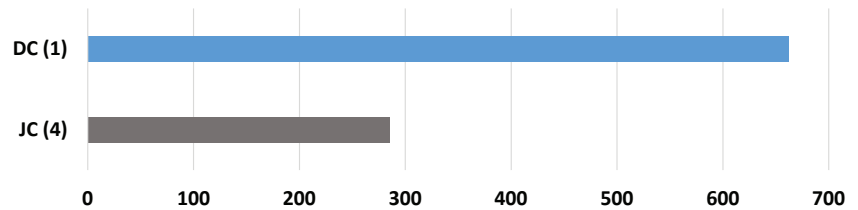
Court	Criminal Filings <sup>a</sup>	Civil Filings	Family Filings <sup>b</sup>	Juvenile Filings <sup>b</sup>	Reopened Cases	Total Cases	Total Disposed	Disp. Rate	Traffic and Parking <sup>c</sup>		
									Cases	Disposed	Disp. Rate
Lander County District Court	15	31	121	25	40	232	194	84%	6	8	133%
Mineral County District Court	26	53	50	18	23	170	103	61%	21	21	100%
Pershing County District Court	28	114	46	56	16	260	200	77%	9	9	100%
Argenta Justice Court	180	120	-	-	11	311	283	91%	451	619 <sup>d</sup>	137%
Austin Justice Court	5	7	-	-	0	12	21 <sup>d</sup>	175%	1,273	1,095	86%
Hawthorne Justice Court	367	98	-	-	11	476	406	85%	4,305	3,796	88%
Lake Justice Court	224	118	-	-	0	342	400 <sup>d</sup>	117%	507	956 <sup>d</sup>	189%
<b>TOTAL</b>	<b>845</b>	<b>541</b>	<b>217</b>	<b>99</b>	<b>101</b>	<b>1,803</b>	<b>1,607</b>	<b>89%</b>	<b>6,572</b>	<b>6,504</b>	<b>99%</b>

- <sup>a</sup> Criminal includes felony, gross misdemeanor, non-traffic misdemeanor, and criminal appeals (District Court only) filings.
- <sup>b</sup> Family and juvenile case types only heard in District Courts.
- <sup>c</sup> Traffic and Parking includes juvenile traffic statistics.
- <sup>d</sup> Includes administrative closures.

### NON-TRAFFIC CASE DISTRIBUTION



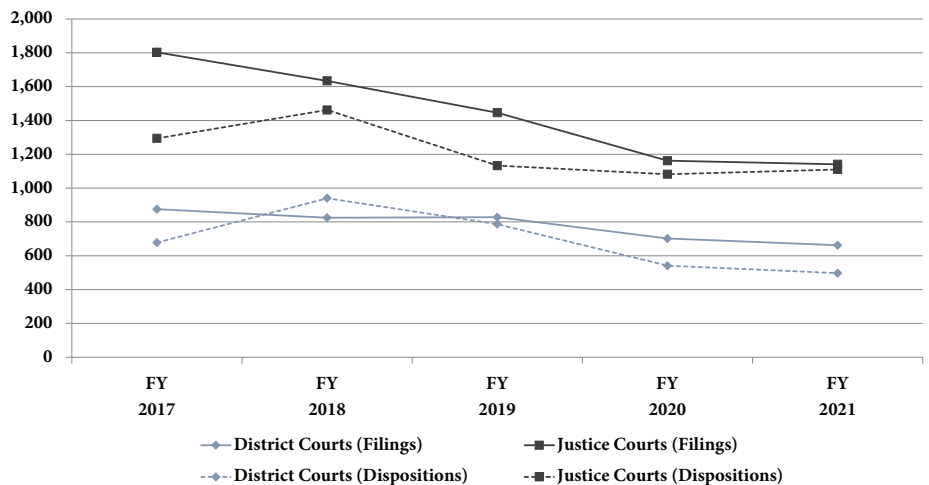
### NON-TRAFFIC TOTAL CASES PER JUDGE



### District Demographics

Population: 18,203<sup>a</sup>  
 Geographic Size: 15,280 sq. mi.<sup>b</sup>  
 Population Density: 1/sq. mi.  
 Most Populous Township: Lake  
<sup>a</sup> Source: Nevada State Demographer  
<sup>b</sup> Source: U.S. Census Bureau

### ELEVENTH JUDICIAL DISTRICT NON-TRAFFIC FILINGS AND DISPOSITIONS FISCAL YEARS 2017-21



**QUICK FACTS** | **<1%** OF STATEWIDE NON-TRAFFIC CASELOAD  
**2%** OF STATEWIDE TRAFFIC CASELOAD



THE SUPREME COURT WOULD LIKE TO THANK THE FOLLOWING FOR THEIR  
CONTRIBUTIONS TO THIS ANNUAL REPORT

---

**THE NEVADA JUDICIARY**

**THE ANNUAL REPORT WORKGROUP**

CHIEF JUSTICE JAMES W. HARDESTY  
KATHERINE STOCKS, STATE COURT ADMINISTRATOR  
THE FERRARO GROUP  
HANS JESSUP, LEAD COURT RESEARCH ANALYST  
SHELDON STEELE, COURT RESEARCH ANALYST  
KANDICE TOWNSEND, COURT RESEARCH ANALYST

**NON-JUDICIAL CONTRIBUTORS**

JEFF HARDCASTLE, STATE DEMOGRAPHER

---

NEVADA APPELLATE COURTS



@COURTSNEVADA



NEVADA SUPREME COURT



## Supreme Court of Nevada

Administrative Office of the Courts  
201 South Carson Street  
Carson City, Nevada 89701  
(775) 684-1700  
[www.nvcourts.gov](http://www.nvcourts.gov)