

ANNUAL REPORT OF THE NEVADA JUDICIARY



FISCAL YEAR 2017



Supreme Court of Nevada

Back Row: Justice Mark Gibbons, Justice Lidia Stiglich, Justice James W. Hardesty, and Justice Ron D. Parraguirre
Front Row: Associate Chief Justice Michael L. Douglas, Chief Justice Michael A. Cherry, and Justice Kristina Pickering



Court of Appeals

Chief Judge Abbi Silver, Judge Jerome T. Tao and Judge Michael P. Gibbons

ANNUAL REPORT OF THE NEVADA JUDICIARY

JULY 1, 2016 - JUNE 30, 2017

Table of Contents

A Note from the State Court Administrator.....	2
A Message from the Chief Justice.....	3
Funding of the Nevada Judiciary.....	4
State of the Nevada Judiciary.....	6
Nevada’s Court Model and Structure.....	13
Judicial Council of the State of Nevada.....	14
Committees and Commissions.....	15
In Memoriam.....	18
Judicial Programs and Services.....	19
Court Technology.....	23
Court News and Recognitions.....	24

The Nevada Judiciary Court Programs and Caseload Statistics Report

Nevada Judiciary Summary.....	28
Appellate Courts Summary.....	29
Filings Per Judicial Position.....	33
Nevada Trial Courts Summary.....	35
Specialty Court Programs.....	47

Appendix Tables

Available on the Supreme Court Website
WWW.NVCOURTS.GOV



Lamoille Canyon, Ruby Mountains - Elko County, Nevada

NEVADA

The name of the State of Nevada (pronounced “Ne-Va-duh”) was taken from the Sierra Nevada Mountain Range that runs along its western border. The word Nevada is Spanish and means “snow-capped” or “covered in snow.” While some equate Nevada with the hotter and drier southern regions of the State, many areas within Nevada are lined with high mountains that receive significant amounts of snow. Nevada’s highest peak is Boundary Peak, which is located along its western border in Esmeralda County, it is slightly taller than Wheeler Peak found in Great Basin National Park. Pictured above is Lamoille Canyon in the Ruby Mountains, which was carved by ancient glaciers similar to California’s Yosemite National Park.

The design of this report celebrates the meaning of Nevada in the Nevada Judiciary. Like our rustic Ruby Mountains in the north, majestic Mount Charleston in the south, towering Mount Wheeler in the east, or the prominent Boundary Peak in the west—Nevada’s judiciary seeks to provide a solid foundation that towers above the clouds of societal ills, and is capped with the promise of JUSTICE FOR ALL.



A NOTE FROM THE STATE COURT ADMINISTRATOR

“We always overestimate the change that will occur in the next two years and underestimate the change that will occur in the next ten. Don’t let yourself be lulled into inaction.”—Bill Gates

In the spring of 1977, the Legislature authorized funding for the creation of the Administrative Office of the Courts (AOC) and tasked it to provide data processing, gather court statistics, and provide fiscal and personnel administration. Records indicate four staff were initially appointed to start those efforts.

In the 40 years since the Legislature authorized this funding, the core efforts of the AOC have not changed. AOC staff have continued to gather even more detailed court statistics from the trial courts, have provided data processing through the Appellate Court case management system as well as the state-sponsored case management system for the trial courts, all the while continuing to provide for the fiscal and personnel administration of the state judicial branch judges and employees.

However, many elements of the work have changed, and continue to change as new technology, new policies, and new trends related to society and the justice system push the judiciary to improve. The Supreme Court has created numerous committees and commissions, with the aim of reforming many areas of focus, and during the last 40 years the AOC staff has supported these through research and related activities. For example, a recent effort includes guardianships, the treatment of vulnerable populations by the courts, and in the longer term, compliance with constitutional mandates such as the right to counsel (indigent defense). Additionally, the AOC supports legislative research, court auditing, and related efforts to reform judicial processes.

Over the past 40 years, some change has necessitated the addition of permanent staff to support the Judicial Branch efforts; as a result the number of AOC staff has grown to about 65. For example, as our nation became a melting pot for people with different languages and cultures, the need increased for interpreters. Subsequently, the Court hired a coordinator to train and test interpreters to provide credentials to those who met the standards. The AOC helps Nevada’s judiciary anticipate such needs and respond fittingly.

AOC staff members are known for their principles, ethics, values, and dedication to public service. Many staff feel strongly about the mission of the AOC “to provide support to the Supreme Court of Nevada and their administration of the state judicial system.” They collaborate throughout the judiciary on the overarching goal of access to justice, which is a right of every citizen and visitor to our state.

While 40 years may not seem long to some with Nevada celebrating 153 years of statehood, the AOC has brought professional expertise, the wisdom of experience, and pride in teamwork to the judicial branch as well as the state as a whole.

I congratulate the AOC on 40 years of great work and look forward to watching the change and growth of the Nevada Judicial Branch with the AOC’s capable and expert assistance in the coming years.

A handwritten signature in black ink that reads "Robin Sweet". The signature is written in a cursive, flowing style.

Robin Sweet
Director, Administrative Office of the Courts
State Court Administrator

A MESSAGE FROM THE CHIEF JUSTICE



What an honor to have served as the Chief Justice of the Nevada Supreme Court. I have thoroughly enjoyed my second term as the Chief Justice. They say practice makes perfect, and I can say that I have perfected the practice of Chief Justice. The first time I served as Chief Justice was in 2012. Like then, I spent this term preparing for questions about important judicial priorities awaiting action in the Legislature. A fantastic highlight of this term was addressing the full chamber of the 2017 Legislature and the Nevada Executive Branch with the State of the Judiciary Speech. It was an immense opportunity to convey the successes of the judiciary and thank our partners for helping us to reach out to all Nevadans. The complete text of my State of the Judiciary speech is now part of this Annual Report. A second highlight, but not less important, was the grand opening of the new Las Vegas Appellate Court building. Thank you Yohan Lowie.

I feel it is important to recognize the hard work of our staff, especially since we added the Nevada Court of Appeals in 2015. Of course, it is understood that we could not do the work without Chief Judge Abbi Silver, Judge Michael Gibbons, and Judge Jerry Tao. These judges have taken on all of the work I have assigned them even as filings continue to rise. However, without the admirable dedication of the Staff Attorneys, Chamber Assistants, Clerks, Administrative Personnel, and everyone else associated with the system, we could not come close to closing a record number of cases in the Court of Appeals and a substantial number of cases in the Supreme Court.

One of the things you will learn in this report is that our caseload has grown this year as litigants seek understanding from the Nevada Supreme Court on cases of precedence and the interpretation of state law. Everyone in the judiciary is working hard to make these cases come before the Appellate Courts in a timely manner. In particular, I wish to extend my thanks to Clerk of the Court, Elizabeth Brown and her staff; State Court Administrator and Director of the Administrative Office of the Courts, Robin Sweet and her staff; our central staff, which is supervised by Phaedra Kalicki; the staff of the Supreme Court Library; and of course my Chambers Assistant, Janice Luevano.

Moreover, I would be remiss to leave out the hard work of my six friends and fellow justices, Michael Douglas, Mark Gibbons, Kristina Pickering, James Hardesty, Ron Parraguirre, and Lidia Stiglich, who bring to their service honesty, integrity, compassion, deep intellect, and a willingness to go beyond their duties to ensure we have a robust judicial system. Each of these rare individuals has made my job as Chief Justice a privilege and an honor.

A handwritten signature in black ink that reads "Michael A. Cherry". The signature is written in a cursive, flowing style.

Michael A. Cherry
Chief Justice
Supreme Court of Nevada

FUNDING OF THE NEVADA JUDICIARY

FISCAL OVERVIEW

Funding for the State judicial system is administered by the Administrative Office of the Courts under the direction of the Supreme Court. The State Judicial System is funded primarily from a legislative appropriation out of the State's General Fund and from administrative assessments that are assessed on misdemeanor criminal and traffic violations heard in limited jurisdiction courts.

For fiscal year 2017, the State Judicial System appropriated \$38,338,425¹ from the State's General Fund. This equates to approximately 1 percent of the statewide General Fund appropriation. Other funding authorized in the budget included \$22,701,288 from administrative assessment revenue and other funding sources, which brought the total of the State Judicial System budget approved by the Nevada Legislature to \$61,039,713.

At the conclusion of the fiscal year, the State Judicial System spent \$56,049,058, returned \$1,954,800 to the State General Fund, and retained \$7,235,328 for subsequent year expenses, primarily for specialty court programs and court technological improvements.

FISCAL YEAR 2017 EXPENDITURES

Of the more than \$56 million that it cost to operate the State Judicial System in 2017, salaries for Supreme Court Justices, Judges of the Court of Appeals and district judges were \$21,488,733 and represented 38 percent of the total cost to operate. When the costs for senior judge coverage of district courts, judicial selection processes, and judicial retirement system are added in, the judicial officer coverage costs come to more than \$24.7 million. The remaining balance funded the operation of the Supreme Court, its law library, specialty court programs, judicial programs or services, education, trial court technology, foreclosure mediation, and administration.

¹ This amount excludes the appropriation to fund the Commission on Judicial Discipline.

EXPENDITURES COMPARED TO THE PRIOR FISCAL YEAR

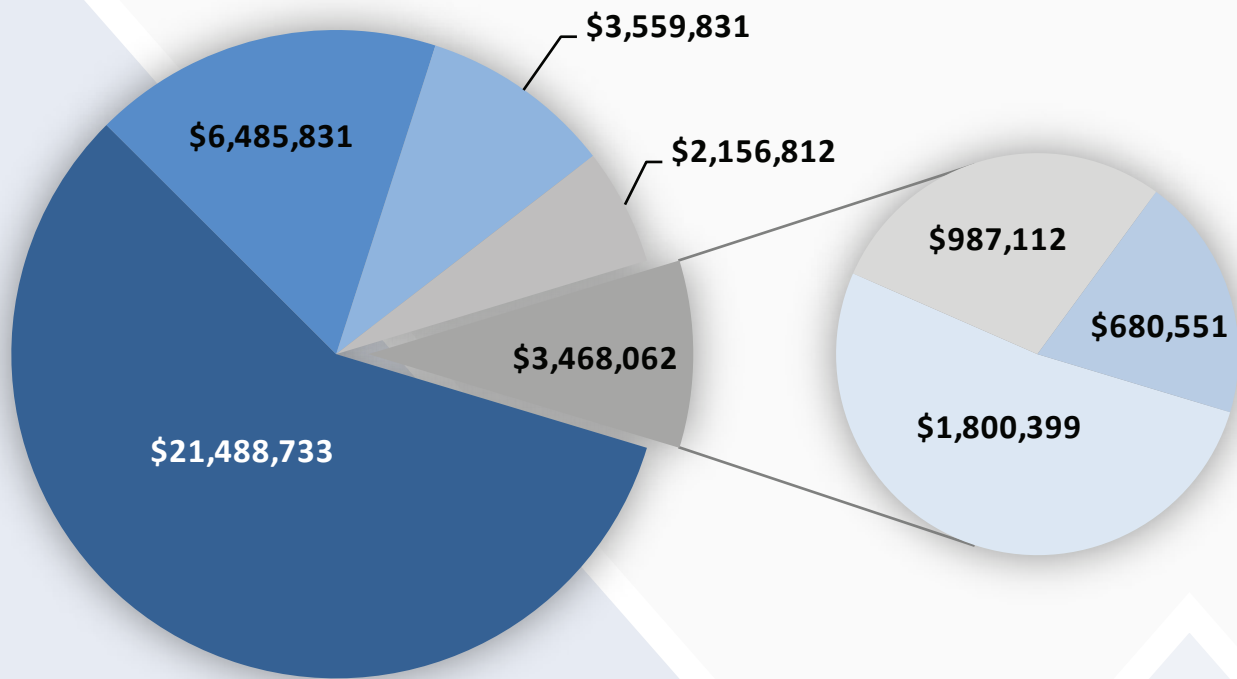
Program	FY 2016	FY 2017	Difference
State Judicial Elected Officials	\$21,731,629	\$21,488,733	(\$242,896)
Supreme Court	\$10,298,549	\$10,289,681	(\$8,868)
Specialty Court	\$6,452,617	\$7,951,683	\$1,499,066
Administrative Office of the Courts	\$3,283,884	\$3,219,181	(\$64,703)
Court of Appeals	\$2,044,015	\$2,156,812	\$112,797
Judicial Retirement System State Share	\$1,815,862	\$1,800,399	(\$15,463)
Law Library	\$1,629,351	\$1,618,934	(\$10,417)
Foreclosure Mediation*	\$1,528,441	\$1,514,034	(\$14,407)
Senior Justice & Senior Judge Program	\$1,368,183	\$1,444,686	\$76,503
Uniform System of Judicial Records	\$1,063,781	\$1,426,389	\$362,608
Judicial Programs and Services Division	\$1,048,485	\$1,141,648	\$93,163
Judicial Support, Governance and Events	\$206,518	\$1,126,989	\$920,471
Judicial Education	\$929,558	\$785,668	(\$143,890)
Law Library Gift Fund	\$5,146	\$64,096	\$58,950
Judicial Selection	\$1,614	\$20,125	\$18,511
Total	\$53,407,633	\$56,049,058	\$2,641,425

*\$632,699 of total expenditures in fiscal year 2017 for the Foreclosure Mediation program represent a transfer of the remaining budget account balance to the new budget account established for the Foreclosure Mediation Assistance program pursuant to SB490 (2017).

FUNDING OF THE NEVADA JUDICIARY

General Fund Expenditures in Fiscal Year 2017 \$37,159,269^a

- 57.8% - Elected Official Salaries
- 17.5% - Supreme Court Operations
- 9.6% - Specialty Court
- 5.8% - Court of Appeals
- 4.8% - Judicial Retirement System
- 2.7% - Senior Judge Coverage
- 1.8% - Judicial Statistics, Programs and Services (includes judicial selections)



^a The difference between the legislative appropriations and expenditures was reverted back to the General Fund.

STATE OF THE NEVADA JUDICIARY

PRESENTED BY: CHIEF JUSTICE MICHAEL CHERRY

TO THE NEVADA LEGISLATURE SEVENTY-NINTH SESSION, MARCH 8, 2017



Governor Sandoval, Lieutenant Governor Hutchison, constitutional officers, Leader Ford, Speaker Frierson, Senator Roberson, Assemblyman Anderson, distinguished members of the Senate and Assembly, honored guests, ladies and gentlemen, my son David, dear Cheryl, here we go. The state of the Nevada Judiciary is strong, professional, and independent.

It is a great honor for this transplant from Missouri, the “Show-Me” state, to stand before you as Chief Justice of the Nevada Supreme Court to deliver this State of the Judiciary address. It is always a privilege for the Nevada Judiciary to join with the leadership of our Executive and Legislative Branches at the Nevada statehouse. The justices and judges of Nevada renew our pledge as the Judicial Branch to work together for the benefit of every Nevadan.

When I came to Nevada from St. Louis 47 years ago, right out of Washington University Law School, there were 18 district court judges, a 5-member Supreme Court, and no Court of Appeals in our state. Today I am very proud to say that the Nevada Judiciary is composed of a 7-member Supreme Court, a 3-member Court of Appeals, 82 district court judges, some 26 senior judges and justices, and 97 limited jurisdiction judges, which include our justices of the peace and our municipal court judges. I want to tell everybody in this assembly, we could not have grown into this outstanding Judiciary without the backing of the members, past and present, of the Nevada State Legislature. For this vote of confidence, all my colleagues in our Judiciary thank each and every one of you. Furthermore, there exists a mutual respect between the three branches of our state government: the Executive, the Legislative, and the Judiciary. This fantastic working relationship is the envy of our sister states.

Let me now acknowledge and introduce my colleagues who serve with me on the Nevada Supreme Court and the Court of Appeals. First of all, we have Michael Douglas, who will be Chief Justice of the Supreme Court in 2018. He is very active in the Access to Justice [Commission] and also was, of course, the first African American Chief Justice. James Hardesty, who has done everything; you have seen him time and time again, and you are going to see him some more: the Guardianship Commission [Commission to Study the Administration of Guardianships in Nevada’s Courts]; the pretrial release program; and many other functions, some of which I will cover in my address. Ron Parraguirre, my Basque cowboy poet, is my go-to guy whenever I need something. He assists me with the Supreme Court’s Settlement Program so that we can resolve some cases without litigation and further appellate work. Unfortunately, Mark Gibbons is not here today. He is in Las Vegas as is Jerry Tao, who is in the Court of Appeals. I am going to skip you, Kris, and I am going to skip come back to you. And also we have Michael Gibbons, brother of Mark Gibbons. In his own right, he was the Chief Judge of the Court of Appeals. He served Douglas County as the district attorney, was a district judge for a number of years, and now is a member of the Court of Appeals.

“We could not have grown into this outstanding Judiciary without the backing of the members, past and present, of the Nevada State Legislature.”

Today, March 8, is International Women’s Day. I need not tell this assembly about Women’s Day. This is a global day celebrating the social, economic, cultural, and political achievements of women. This day also marks a call to action for accelerating gender parity. And boy, do we have gender parity in the Supreme Court and the Court of Appeals. My good friend Kris Pickering, a fantastic trial lawyer, with her husband Steve Morris, an expert in civil litigation—and everybody knows my love of the criminal law—a fast learner of criminal law; what a great job she does each and every day for the citizens of Nevada. Lidia Stiglich, the newest member of our Supreme Court, is a former public defender, private practitioner, district

STATE OF THE JUDICIARY

court judge in Washoe County, and a tremendous guide for work in the Supreme Court. My good friend Abbi Silver, listen to this resume: district attorney, headed up the SVU. As if that was not enough, she was a municipal court judge, justice of the peace, district court judge, and has now been appointed by me for a 4-year term as Chief Judge of the Court of Appeals. I just want to say this about my counterparts here: what an example to the females, young students, female students, and the whole state of Nevada. What a splendid example of brilliant judges and tremendous achievements by these three jurists. To all the young ladies of our state, I am so proud to call these three my colleagues. They are certainly the dynamic trio of the state of Nevada. Will you three stand and let's give them a round of applause please.

I also wish to take this opportunity to thank and acknowledge Elizabeth Brown, the Clerk of the Supreme Court; Harriet Cummings, the Deputy Clerk of the Supreme Court; Tom Harris, the Clerk of the Court of Appeals; Robin Sweet, the State Court Administrator, and her two magnificent Court Administrators, Assistant Court Administrators John McCormick, who is a champion of the rural Nevada, and Rick Stefani, who is the only one who can understand what Senator Mo Denis is saying about IT; Phaedra Kalicki, who is the Supervisor of our Supreme Court Reporter of Decisions; and last but not least my judicial assistant, my chamber assistant Jan Luevano, who has been with me for over ten years. But never last and least are the hardworking and loyal employees of the appellate courts and Administrative Office of the Courts. Could you stand as a group and we can acknowledge you.

“We take our responsibility to provide justice very seriously, and we work hard to be innovative. I am proud to say we listen to those who use our services, and we look for ways to provide enhanced access to justice.”

I worked for the county, I was over 20 years for the city, and I was in I had lots of employees over those worked with. But I have never seen such and loyal employees as the folks who work guys are great. Thank you so much for everything you do.

an alternate municipal judge for private practice for over 20 years. years that I either supervised or a group of dedicated, hardworking, with us in the appellate courts. You

I also wish to acknowledge and thank Betsy Gonzales, Chief Judge of the Eighth Judicial District, and Patrick Flanagan, Chief Judge of the Second Judicial District for their commitment and excellence in leadership of the two urban judicial districts. You talk about herding cats. The Eighth has 52 judges and the Second has 15 judges. I would also like to ask any of the members of the Nevada Judiciary in the audience to rise and be acknowledged. Your work for all Nevadans is outstanding.

I also wish to report to you on our appellate court. In total, Nevada, with a population of nearly 3 million people, has seven Supreme Court Justices and three Court of Appeals judges. I want to compare this to two states similar in population, Mississippi and Iowa. Both of these states use the push-down method. The push-down method means that all the cases come to the Supreme Court and then we push down certain cases to the Court of Appeals. Now again, remember what I said: We have three Court of Appeals judges. Mississippi has nine Supreme Court justices and ten judges on its Court of Appeals. Likewise, the state of Iowa, with a similar population as Nevada and the same push-down model that we have, has a seven-member Supreme Court, nine Court of Appeals judges, and four senior Court of Appeals judges. Now, Nevada still has roughly 1,600 pending cases before our appellate courts. Mississippi has approximately 100, and that is because of the number of Court of Appeals judges that they have assisting the Supreme Court. We're not going to be here this year asking, but I know that Jim Hardesty is going to be around in '19 or '21 to be saying that we need a northern panel of the Court of Appeals, so I just put that in your hat, and keep it.

We are thankful that the Court of Appeals was approved by the Nevadans because it has assisted us in reducing our caseload. Combined, Nevada's appellate courts were able to decrease the pending appellate caseload by 12 percent in 2016, an overall 18 percent decrease from 2 years ago. But compared to Mississippi, you can see how many more cases could be disposed of if we had additional Court of Appeals judges.

I can tell you we take our responsibility to provide justice very seriously, and we work hard to be innovative. I am proud to say we listen to those who use our services, and we look for ways to provide enhanced access to justice.

Last year I had the privilege of meeting Supreme Court Justice Elena Kagan. She said something that epitomizes what we have been doing as the third branch of government: listening and then leading. She said, “[W]hat I've learned most is that no one has a monopoly on truth or wisdom. I've learned that we make progress by listening to each other, across every apparent political or ideological divide.”

Listening to concerns and suggestions has led to many improvements in the Judiciary statewide. We have to listen and lead. Nevada's courts see all of society's ills and problems. Not only do we provide resolution to criminal, civil, family, and juvenile matters, we also aid people with substance abuse, mental health issues, housing foreclosures, and family crises. The Nevada Judiciary is on the front lines directly serving Nevadans.

STATE OF THE JUDICIARY

Nevada's Judiciary has a long history of providing exceptional service to the citizens of our state. In fact, following statehood in 1864 when we had three Supreme Court Justices, they traveled the state hearing cases, providing the access to justice and considering the needs of our citizens. The traditions established by those Justices 153 years ago continue today as Nevada's Judiciary continues to protect the rights and liberties of individuals, impartially interpreting our laws and disposing of cases in a timely manner.

The fiscal realities of the past few years have required the Supreme Court to utilize new ways to sustain Nevada's third branch of government. Reduced resources have led the Judiciary to discover alternative ways to deliver justice and maintain existing services. I am proud of our careful fiscal stewardship of the people's money.

The complexity of the issues reaching the Supreme Court continues to increase as the Nevada matures into a mixture of metropolitan cities, urban counties, and rural regions. Throughout its history, the Supreme Court has always met the challenge of providing timely resolution of cases to all Nevadans.

The Nevada Constitution grants authority to the Chief Justice, as the administrative head of the Nevada court system, to "Recall to active service any retired justice or judge of the court system who consents to such recall and who has not been removed or retired for cause or defeated for retention in office, and may assign him [or her] to appropriate temporary duty within the court system."

Our Senior Justice and Judge Program has proven to be a cost effective way to ensure that court cases can be heard in a timely fashion, even if the assigned judge is unavailable. Nevada is fortunate to have a number of senior justices and judges available whose experience is unmatched and who can step in, no matter what type of case is involved and where the need arises. I am looking forward to the addition of the district judges who are retiring in the future to become senior judges. These men and women will be a great asset to the Judiciary and in state of Nevada.

The Administrative Office of the Courts assigns senior justices and judges. Requests for assignment direct a specific senior justice or judge to a particular court for several reasons. They may be assigned for a durational amount of time; whenever a judicial vacancy occurs, such as when Stiglich left the bench in Washoe County; or if there is illness, any type of vacancy, mandatory judicial education, or retirement. Senior justices and judges may also hear specific cases due to recusal or disqualification or if a sitting judge has an unusually heavy caseload or congested docket.

The senior justices and settlement conferences on a regular and eight settlement conferences are heard in the urban Thanks to Jim Hardesty, settlement rural jurisdictions. Additionally, trials and settlement conferences District Family Court.

Senior justices and judges district courts in the Second, Third, Fifth, Senior judges and justices conduct the drug and mental health courts in these rural areas. These programs succeed in providing alternatives to jail time for certain offenders and in assisting these offenders to become productive members of society. There are senior justices or judges actively serving the district courts. Their combined efforts provided assistance almost equivalent to six full-time judges for Nevada.

When I ran for the Supreme Court in 2006 when Justice Rose decided to retire, I ran unopposed except for a tough race against None of the Above. When I was elected, my mentor, Justice Mark Gibbons, suggested that our northern panel, which I was the presiding justice of, hold court in the rurals as well as Las Vegas and Reno so that I would get to know and love the entire state. We decided to hold court in various high schools and other venues. We heard actual cases, usually in front of high school government or social studies classes. Needless to say, the lawyers who participated in these cases loved the idea, since most lawyers are frustrated actors, and they liked the idea of displaying their talents to students. The presiding justice would allow the lawyers to let the audience know the facts of the case before arguments commenced, so that meant that the lawyers could use their entire argument time of 30 minutes arguing the law. When the court appeared at high schools, we would have in attendance not only students, but also local public officials and other dignitaries. After argument concluded, the panel or full court—sometimes the en banc court would go to high schools or other venues—they would have a Q and A, question and answer session, that included the participating lawyers. When I was the presiding justice, I made them stay. You have to stay and answer questions. The audience would love this portion of the session, although we could not discuss the case that was just argued. We have done these road shows all over the state, including but not limited to Ely, Elko, Panaca, Tonopah, Douglas

"Our Senior Justice and Judge Program has proven to be a cost effective way to ensure that court cases can be heard in a timely fashion, even if the assigned judge is unavailable."

judges hear civil and medical malpractice basis. On average, they hear between three per week. Currently, settlement Second and Eighth Judicial Districts. conferences have been expanded to the senior justices and judges hear short every two weeks in the Eighth Judicial

also conduct specialty court programs in the Ninth, Tenth, and Eleventh [Judicial] Districts.

STATE OF THE JUDICIARY

County, Yerington, Winnemucca, Pahrump, Fallon, Sparks, West Wendover, The National Judicial College, Boyd Law School, and numerous high schools in Las Vegas and Reno. It sounds like a Johnny Cash song. Needless to say, the publicity and good will gained during these road shows was overwhelming and was able to illustrate to the public the dynamics of our Judiciary.

The Access to Justice Commission—Justice Douglas and Justice Hardesty— assists us in providing legal services to everyone in the state. The Commission took on a task last year to develop a consistent set of legal forms for all rural counties. I would like to thank Judge Tod Young of Minden for heading up this effort. With the help of other members of that committee, Judge Young has completed a set of forms that self-represented litigants may use throughout the state. This fits into one of our goals: to support people who cannot afford an attorney so they can still access our courts. Access to Justice is comprised of 22 members from various legal and nonlegal backgrounds. It is one of our largest standing commissions. The goal is to promote equal justice for all Nevadans, regardless of their economic standing. The Commission encourages pro bono services by attorneys. I am pleased to report that 2,177 attorneys provided over 100,000 hours of no-fee, direct legal services to low-income clients. This is an excellent reflection on the high caliber of Nevada’s attorneys. We are lucky to be surrounded by professionals who labor to build up our communities. Every December, we have a pro bono luncheon in Las Vegas, and we have lunch with 800 of our best friends. These are the attorneys who supply pro bono services, and we help give out the awards, and it is just a great thing. It is heartwarming to see the attorneys who do this. We are lucky to have the State Bar that we have.

Nevada has a long history of helping its residents get their day in court. This is incredible but in 1879, Nevada became the first state in the nation to authorize the appointment of attorneys in all criminal matters, including misdemeanors, and also provide payment for the attorneys’ services. Thanks to the Nevada Legislature and the Nevada Supreme Court, we have a good history on our side. However, we still have work to do.

In our urban counties, a defendant can count on a public defender to provide prompt representation or a contract attorney. However, in the rural parts of our state, indigent defendants may sit in jail for an extended period of time waiting to speak to an attorney while witnesses’ memories fade and investigative leads go cold. Even after that defendant is appointed an attorney, he or she may be one of several hundred clients, all vying at the same time for the attention of that single attorney. Nevada’s rural attorneys simply cannot shoulder the state’s obligations under the Sixth Amendment of the United States Constitution any longer. The financial burden increases as the U.S. Supreme Court continually clarifies and expands the obligations an attorney owes the indigent accused. We must do better at providing representation to rural defendants. Rural persons are just as deserving of representation as their urban neighbors. I encourage you to provide equal justice to rural individuals too. I head up the Indigent Defense Commission in the Supreme Court. Chief Justice Maupin had appointed me in 2007. We established professional standards, and we’re looking at caseload standards throughout the state. But now the time has come, ladies and gentlemen of this Legislature, for an independent indigent defense commission. We will be presenting a bill to you to try and establish an independent indigent defense commission.

As I said, Nevada’s courts see much of society’s ills from the front lines and specialty courts are one area where we have met social needs head on. We are grateful for the Legislature’s support in expanding these courts with a special appropriation of \$3 million in new funding, and we hope to get it again. The legislative money from the last session created four new DUI courts in Elko, Las Vegas, Winnemucca, and for those individuals living in Fallon, Yerington, and northern Mineral County. In addition, new drug, habitual offender, and veterans’ courts were established in Henderson, Laughlin, Las Vegas, Sparks, and Winnemucca. This at breaking the revolving door Success of specialty courts education. The overreaching participants to achieve total abstinence from drugs or alcohol. These courts promote responsibility and accountability and teach people how to become productive law-abiding citizens. This, in return, reduces criminal recidivism and provides for better, healthier communities. So, we are addressing a real need, and we appreciate your funding to expand those programs. Expanding specialty courts serves Nevadans, and I encourage you to continue providing support for these programs. We can keep people out of jails, give them a second chance, and improve our communities. Again, success in this area means more funds available for education.

“...the time has come, ladies and gentlemen of this Legislature, for an independent Indigent Defense Commission.”

Many of our courts are reaching out to our youth to provide them with support and inspiration. This is a heartwarming story. Just last month, the Las Vegas Youthful Offender Program celebrated its fortieth graduate. It is called the YO Program. This is a problem-solving court for participants between the ages of 18 and 24 who suffer with substance abuse dependency. It is the only court in the nation that requires family members to participate with their adult children in order for the addict to be accepted into the program. The court focuses on making the whole family healthy, not just the addicts who found their way into the criminal justice system. The participants learn how to maintain their sobriety. They are given tools to help them. To graduate,

STATE OF THE JUDICIARY

the participants must have a high school diploma or GED, and they must have successfully completed appropriate counseling; be employed; have established healthy, independent living; and have a savings account. Family members, as mandatory participants, learn about enabling and codependency and are armed with knowledge that ‘No’ can be a complete sentence. Addiction is a family disease, and YO Court’s focus is on treating the family. With opioid deaths surpassing automobile accidents for the first time last year, there could be no time more crucial than now for courts like YO Court. I am so proud to say that present today, we have Chief Judge Cedric Kerns of the Las Vegas Municipal Court and his fortieth graduate of the YO Program, Nicholas C.

Last year, at-risk fifth graders in North Las Vegas joined Judge Natalie Tyrrell in celebrating the 15th anniversary of the Kids in the Court program. Judge Tyrrell created the program in 2002 to educate students about the judicial system, law-related careers, and the importance of staying in school. The court had partnered with C. P. Squires, an at-risk school in North Las Vegas, to help students set new goals

one, the Judiciary is doing much to the state. You know, not everybody or AA or any 12-step program, his program for opioid abuse presentation there, judges across the assisted treatment programs such to have with us two people who community for those who are using been to some of their programs, and these drug court, couldn’t make it on probation, but now I have made it on methadone. I have my family together, I have employment, and I haven’t been arrested or committed any type of crime. And with me today is the founder of the Adelson methadone clinic, Dr. Miriam Adelson, and the director of that clinic, Dr. Shirley Linzy. Miriam and Shirley, will you please stand, and let’s say hello to them. That’s some happy news. Now I have a little bit of sad news for you.

“An individual comes to the court on a charge. Bail is set, and too often the person sits in jail waiting for their court date. In short, for the poor, bail means jail.”

for themselves. With programs like this lend a hand in civics education across can be successful in drug court and thanks to the Governor and and Justice Stiglich, who made a state are now accepting medication-as methadone. I am so proud today have done so much in the Las Vegas methadone on a regular basis. I have people stand up and say I couldn’t make it in

While we have been listening to those who use the Judiciary, we heard the frustrations of many Nevadans. For instance, the Commission to Study the Administration of Guardianships in Nevada’s Courts spent 16 months listening to the concerns of persons subject to guardianship, experts on reform, guardians, and judges. Some of the testimony was alarming and some of it heartbreaking. Thanks go out to Justice James Hardesty, Judge David Barker, and Judge David Hardy for bringing this matter to our attention. And thanks to many individuals in the Administrative Office of the Courts who assisted in this effort, particularly Stephanie Heying, who assembled the final report. The result of this Commission is a 236-page report with dozens of recommendations for changes in guardianship law, policy, and court rules. This list of recommendations now goes before this assembly, including a bill of rights for individuals subject to guardianship and other protections aimed at reform. To put the focus where it should be, on the protection of the individual, 16 state law and 14 judicial rule changes are proposed. We provide these as suggestions based on our listening to those involved. These recommendations will go a long way to improve Nevada’s guardianship system, and we encourage you to support these changes.

Another area where we have listened is the question of how do judges handle pretrial release. Frankly, our judges have been setting bail or releasing individuals in the blind. Let me explain. An individual comes to the court on a charge. Bail is set, and too often the person sits in jail waiting for their court date. Our judges do not know if the person is a risk to the community, and too many people have lost their jobs or their homes because they’ve had to wait in jail. In short, for the poor, bail means jail. Since the middle of 2015, we have been listening to people in the system to examine alternatives and improvements to Nevada’s pretrial release system. I am pleased to say that a pilot program has been underway for nearly 7 months in Clark, Washoe, and White Pine Counties. Judges are evaluating pretrial release based on evidence-based practices and risk assessment tools, and they are no longer in the dark. The pilot program has shown that risk assessment identifies the higher and lower risk defendants. This is a major reform that eventually may be expanded to all of Nevada. Again, I would like to thank staff from the Administrative Office of the Courts, particularly Jamie Gradick, and Justice Hardesty for chairing the study group. I think they deserve a round of applause.

On a happier note—finally, we took an active role in assisting persons in Clark County using the child welfare system. In conjunction with a mandate from the Supreme Court’s Blue Ribbon for Kids Commission, the Eighth and Second Judicial [District] Courts implemented a one judge/one family case assignment model in the abuse and neglect case type. The Commission, chaired by my good friend who has left me—but at least we got Lidia in exchange—Nancy Saitta, who chairs this committee and showcases another example of the Judiciary listening to the concerns of people who work and participate in the child welfare system. This woman is the queen of adoptions and everything that has to do with foster care. And Nancy, what a job you’ve done. I know even though you retired and you are one of my senior judges and justices, you’re still doing kids’ work, and I know the Governor has appointed you and his own wife to handle some of these matters. Nancy, stand up and take a bow.

STATE OF THE JUDICIARY

We are one of the few remaining western states to have judges ride a circuit. My good friend Judge Jim Shirley is the type of judge, covering the Eleventh Judicial District Court and traveling between Battle Mountain, Hawthorne, and Lovelock. In fact, he may be one of those people sprinting across our basins and ranges, and hopefully one who does not get tickets.

For long-term vacancies, we use senior judges to provide uninterrupted access to justice. However, sometimes an emergency takes place, keeping a judge from the bench too quickly for a senior judge appointment. So what has Judge Shirley done? He has been talking to Judge Tom Stockard of Fallon, and this will allow each judge to cover for each other in an emergency. It is another example of how our judges work together and find ways to provide services to their communities.

Judge Shirley also has been working—and this is incredible. This guy was a tough DA [district attorney], and I thought, Oh boy, let's see how he does as a district court judge. Listen to this. Judge Shirley also has been working with the prison system on developing resources to allow prisoners to type their pleadings, in lieu of the handwritten pleadings, and then e-file them. That should help tremendously. The e-filing system should help in the appeals process, similar to the helpful changes in the appellate cases from Washoe and Clark Counties as a result of their e-filing systems. Jim, you are a beautiful person. Thank you for what you do.

This number shows our workload continues to grow. This is our Court, the Supreme Court. In 2016, 2,452 cases were filed in the Supreme Court, almost 2,500 cases. It goes on and on, and I have a feeling we are going to get an influx of people from California who can't take it anymore, and they are going to come to northern Nevada and southern Nevada, and we're going to have a lot more people. We will be well over 3 million pretty soon. In 2016, we had 2,500 cases that were filed in the Supreme Court. With the addition of the Nevada Court of Appeals, we were able to assign 637 cases to the Court of Appeals. Now, I am the Chief Justice and the Court has been in effect since 2015, and they had '16 to do a bunch of cases. They did almost 700 cases in '16. And now I am assigning cases. And Abbi Silver, Chief Judge Abbi Silver, that former DA, that former municipal court judge, justice of the peace, district court judge—has promised me that if I give Mike and Abbi and Jerry a thousand cases, that they will be able to reduce our backlog so that justice will be swift in the state of Nevada. Good luck, Abbi. And Michael, I know you can do it.

Our trial courts also have been working hard to assure access to justice. Criminal filings increased by nearly 7 percent last year, with the primary cause a 13 percent increase in justice court criminal filings. Recent improvements in capturing data on civil matters have given the Judiciary a clearer picture of the types of civil cases impacting our courts. In particular, the district courts have improved the accuracy of assigning civil cases. This has led to speedier justice.

All of these developments are the result of efforts by the employees of the Nevada Judiciary who have worked hard to keep the judicial system up to date and accessible to Nevadans, and our success has been recognized by others. The Conference of State Court Administrators and the National Center for State Courts awarded the Administrative Office of the Nevada Judiciary's work to the National Center for State Courts with the Court Statistics Project Reporting Excellence Award in 2016. The award recognizes the Nevada Judiciary's work to improve caseload data reported to the national database. Publishable data is used for analysis by the Judiciary in learning how we can do a better job of providing access to justice.

“Judge Shirley also has been working with the prison system on developing resources to allow prisoners to type their pleadings, in lieu of the handwritten pleadings, and then e-file them. That should help tremendously.”

The Nevada Association of Court Executives awarded the Administrative Office of the Courts with its 2015 Court of the Year Award. The award recognized the Judiciary for creating the Nevada Court of Appeals in less than 2 months and allowing the court to hear cases in January 2015. The Nevada Court of Appeals signified the start of a new era in Nevada justice, and one person really helped to usher this through in 2011 and 2013 so that the voters in 2014, after many tries and failures, were able to get a Court of Appeals. And of course, I am talking about no one other than the cookie man, Ben Graham. Now, in 2 short months, the staff of the Supreme Court implemented a brand new court, including but not limited to, setting up offices, computers, a case management system, budgets, court rules, filing procedures, and the investitures of the new judges. The completion of these tasks and many more enabled the Court of Appeals to commence operations on time and within budget. And again, the Nevada Supreme Court assigns cases to the Court of Appeals in a defective model. This was invented by Justice Hardesty and Justice Gibbons and then followed by Justice Parraguirre, and it is also being followed by me. And I tell my colleagues Gee, I thought maybe I could do something different. Jim, maybe it wasn't the best thing. Ron, maybe it wasn't the best thing. But what they've come up with, the way we were able to assign cases, is a magnificent thought and just works perfectly, as far as I'm concerned, and will reduce the caseload substantially over

STATE OF THE JUDICIARY

the next few years. The goal of the Court is to reduce the sizeable backlog in appellate cases and eventually shortening the time for resolution of all appeals in Nevada. I want to say something else about my good friend Ben. He got everything through in 2011 so that then it could come to 2013—it was Michael in 2011 that ushered it through, Kris Pickering in 2013. But the person who was most responsible in 2013, of course, was Ben Graham. How many Republicans voted for the Court of Appeals? All of you. How many Democrats voted for the Court of Appeals? All of you. In other words, there was no gridlock when it came to the Court of Appeals to go to the voters. One hundred percent of those in the Senate and the Assembly voted for the Court of Appeals, and we thank you, thank you, thank you.

Now, 2 weeks ago, the Nevada Supreme Court and the Nevada Court of Appeals moved to a new courthouse in Las Vegas. We just couldn't take going to the seventeenth floor in elevators that didn't work or that would fall down. The building looks like a courthouse, from the statue of Lady Justice on the copper dome to the courtroom modeled after the first U.S. Supreme Courtroom. The new courthouse also features modern heating and cooling technology good enough for a Leadership in Energy and Environmental Design gold certification. The move from the Regional Justice Center will also save, Governor, you will like hearing this—approximately \$500,000 over the coming years in lease costs. Overall, the new courthouse will provide additional space in a modern building.

invite you to visit. Jim Hardesty that everything got taken care of with the Court, with the RJC, to we did a couple of weeks ago. a magnificent courthouse, and on March 27 at 1 o'clock in the we're hoping the Speaker can be all of the assistants and everybody edifice. And we've got a landlord, and got a developer, and he's more than a developer—the guy who made sure that we have this courthouse—and he and his right hand are here today. I want to present to you an artist, Yohan Lowie, and his right hand, Brett Harrison.

“The people and programs we have highlighted this evening showcase just a fraction of the many accomplishments and efforts of the Judiciary to improve access to justice.”

It is an impressive courthouse, and we worked day and night to make sure with the Governor, with the county, make sure we could leave, and He did a magnificent job. This is we are having a grand opening afternoon—that's a Monday—and there and Leader can be there, and else to come and see this beautiful he's more than a landlord. Well, we've

The Nevada Judiciary is blessed with many extraordinary people who work diligently with honor and integrity. The people and programs we have highlighted this evening showcase just a fraction of the many accomplishments and efforts of the Judiciary to improve access to justice. Without these dedicated members of the Legislative and Executive Branches, the Judiciary would be unable to meet our responsibility to Nevada. As the Chief Justice and the representative of the Judiciary, I thank you for your assistance in supporting our vision for providing fair and effective justice to all Nevadans. This is a wonderful state. I have been here 47 years and never regretted moving from Missouri and being in Las Vegas until 2006 and then living here in Carson since 2007. There are many opportunities and great people here in southern Nevada and northern Nevada. And when I talk about the road show, I encourage all of my friends in the Assembly and the Senate from southern Nevada to take a ride in rural Nevada. It is fantastic. It is gorgeous. It is God's gift to our state. I was so happy that Mark Gibbons encouraged me to go from place to place. And whenever we wanted to rest, we never went to a gas station; we always went to a courthouse. We'd go and meet everybody in the courthouse in rural Nevada, and it was just a wonderful experience. Nevada's Judiciary is a reflection of what you want it to be. This is your Judiciary and your system of justice. Many of you have taken the time to visit the courthouses in your communities. You have seen firsthand how the Judiciary works to improve the lives of Nevadans. We invite you to continue visiting and helping us to improve the services so important to our state. We also invite you to a reception at the Court, the Supreme Court rotunda, after this address.

In conclusion, I again wish to thank the Legislature for the privilege and honor of delivering this State of the Judiciary address. This thank you comes from all my colleagues in our Judiciary, who deeply appreciate your dedication and service to our state. I know what a sacrifice it is to leave your family for the 120 days, and hopefully maybe not a special session, and we certainly appreciate the work you do. As members of this Battle Born State government, I want to end it by recalling the words of Senator Edward Kennedy. People ask when you look at your duties and responsibilities, How do you feel? And this is what I want to leave you with, what Kennedy said: “[The] work goes on, the cause endures, the hope still lives, and the dream shall never die.” God bless all of you.

Now I always have to do something different. My mother, may she rest in peace, always called me a rebel. I am honored at this time to introduce Christina Bourne to you. Christina is a 15-year veteran educator and currently teaches music and band at Mark Twain Elementary School. She is also a former Miss Nevada, and at my request, Christina will perform “God Bless America.”

NEVADA COURT MODEL AND STRUCTURE

The Supreme Court and Court of Appeals decide appeals from the District Courts, bar matters, and original proceedings.

Supreme Court decisions define the laws of Nevada. The Supreme Court assigns cases to the Court of Appeals in a deflection model allowing the Supreme Court to speed up the appeals process and retain cases of first impression or public policy.



SUPREME COURT



COURT OF APPEALS



DISTRICT COURTS

District Courts are general jurisdiction courts where civil, criminal, family, and juvenile cases are decided. Decisions in these courts may be appealed to the Appellate Courts.



JUSTICE COURTS

Justice and Municipal Courts are courts of limited jurisdiction where criminal, civil, and traffic matters are heard. Decisions in these courts may be appealed to the District Courts.



MUNICIPAL COURTS

JUDICIAL COUNCIL OF THE STATE OF NEVADA

The Judicial Council of the State of Nevada (JCSN) assists the Supreme Court in its administrative and policy-making role as head of the state court system. The JCSN consists of judicial representatives from Nevada's five regions—Clark, North Central, Sierra, South Central, and Washoe. Each region's council also reviews issues unique to its area. The Chief Justice of the Supreme Court chairs the JCSN and is assisted by judges and administrators in each region. Together, they decide the matters of concern to the Nevada Judiciary. The Judicial Council maintains the following standing committees:

COURT ADMINISTRATION COMMITTEE – This committee promotes excellence in court administration by reviewing the delivery of judicial services and recommending improvements to the JCSN. During fiscal year 2017, the Court Administration Committee reviewed and recommended to the JCSN the adoption of USJR Phase III dictionary and worksheets with voluntary reporting of USJR Phase III statistics by January 1, 2018, and mandatory reporting, where feasible, by July 1, 2018, for all courts. In addition, this committee directed the AOC Audit Unit to reconvene the Minimum Accounting Standards workgroup in an effort to address concerns the courts were experiencing as a result of their recently completed 4-year independent audits.

COURT IMPROVEMENT PROGRAM – This committee cultivates judicial leadership to ensure that courts provide efficient and timely justice to children and families. CIP focuses on supporting children's rights including protection from abuse and neglect, unnecessary separation of children from their families, and timely permanency for children who have come into the court's jurisdiction. CIP also seeks to protect the due process rights of all parties, the families' as well as the children's (see p. 19 for more details).

JUDICIAL EDUCATION COMMITTEE – This committee focuses on promoting the competency and professionalism of the Nevada Judiciary through a comprehensive system of funded courses and curriculum (see p. 20 for more details).

LANGUAGE ACCESS COMMITTEE – This committee reviews court efforts to making language access available to litigants and witnesses who speak languages other than English, or have limited English-speaking abilities. The committee also guides the Court Interpreter Program, which is operated by the Nevada Supreme Court (see p. 22 Certified Court Interpreter Program for more details).

LEGISLATION AND RULES COMMITTEE – The purpose of this committee is to meet, in preparation for legislative sessions, to provide a coordinated legislative strategy concerning legislation and its affects on the Nevada Judiciary during the session. The committee also promotes, supports, and makes recommendations to the Judicial Council regarding court rules for submission to the Supreme Court for approval (see Legislative Updates below for more details).

SPECIALTY COURT FUNDING COMMITTEE – This committee works with the regional judicial councils to support specialty court programs by establishing procedures for requesting specialty court funding, distributing funds, and supporting the collection of specialty court statistics (see p. 17 for more details).

TECHNOLOGY COMMITTEE – This committee promotes and facilitates the application of technology to the courts and promotes the coordination, collaboration, and integration of technology efforts between the judiciary as well as state and local governments (see p. 23 for more details).

LEGISLATIVE UPDATES

The 79th (2017) Legislative Session saw the passage of a number of bills impacting the judiciary. Eight of ten bills proposed by the judiciary through the Supreme Court were passed and signed into laws.

Among these bills are measures that will reduce the cost to taxpayers of providing notices related to bail, that will allow limited jurisdiction courts to transfer post-adjudication defendants to other courts to take advantage of treatment and alternative programs, and that will increase judicial efficiency in handing motions to disqualify a judge.

The Legislature also approved several measures proposed by the Supreme Court's Guardianship Commission that aim to reform the way guardianships are handled in Nevada to protect some of its most vulnerable residents.

The Session resulted in the passage of a bill calling for a study of the provision of indigent defense services in Nevada to help ensure compliance with the State's Sixth Amendment mandate, as well as a bill creating a Sentencing Commission to reform and improve the sentences placed on criminal defendants.

The Legislature saw fit to continue its general fund support of specialty court programs by appropriating \$3,000,000 to support problem-solving justice in the State.

COMMITTEES AND COMMISSIONS

ACCESS TO JUSTICE COMMISSION

In 2006, the Access to Justice Commission was created to promote equal civil justice for all Nevadans, regardless of economic status. Co-chaired by Justice James W. Hardesty and Justice Michael L. Douglas, the Commission is comprised of 22 members from various legal and non-legal backgrounds, all focused on the efficient delivery of legal services and access to justice for all Nevada residents. Over the past year, the Commission has focused on developing a comprehensive statewide legal service delivery plan, increasing pro bono participation and rural delivery of services.

PRO BONO REPORT

In calendar year 2016, more than 3,600 attorneys in Nevada provided pro bono services to those in need. Of that number, 2,170 provided 100,494 hours of no-fee, direct legal services to low income clients; 2,416 attorneys received cases through Legal Aid Center of Southern Nevada, Nevada Legal Services, Southern Nevada Senior Law Program, Volunteer Attorneys for Rural Nevadans (VARN), Washoe Legal Services and Washoe County Senior Law Project, or other sources. Furthermore, 875 attorneys reported providing a total of 54,732 hours of direct legal services. These services were provided at a substantially reduced rate to organizations that address the needs of persons of limited means, and to activities dedicated to improving the law or law-related education.

PRO BONO INITIATIVES

The Access to Justice Commission launched the ONE Promise Nevada campaign as an initiative to increase attorney pro bono participation in Nevada. In 2015, the Commission expanded upon that campaign with the Inspire ONE initiative where those attorneys who already provide pro bono services inspire at least one colleague to take a case. This year, the Commission published its Statewide Service Delivery Plan: *Strategies for Legal Service Delivery in Nevada*. Included in that report was data regarding the success of the ONE Promise Campaign and Inspire ONE. Between 2014 and 2015, 634 new attorneys were successfully recruited to provide pro bono service. More information may be found at the ONE Campaign website, www.onepromisenevada.org.

The Commission's 2017 Statewide Service Delivery Plan focused on the future of legal service delivery statewide, including the coordination and communication amongst pro bono providers to maximize resources, improve rural client service delivery, and provide optimal levels of services. The Plan also identified the need for maintaining consistent levels of funding to ensure ongoing services. To that end, the Plan identified future funding resources and formulated collaborative efforts for fundraising initiatives.

INTEREST ON LAWYER TRUST ACCOUNTS

Interest on Lawyer Trust Accounts (IOLTA) is a crucial funding source for legal service providers. IOLTA rules require that attorneys maintain their trust accounts in partnering financial institutions that agree to special interest rates that are earmarked specifically for the support of legal aid organizations in Nevada. Biannually, the Access to Justice Commission reviews the IOLTA fixed interest rate and maintained the fixed interest rate in 2016 at 0.70 percent. At calendar year 2016 completion, 28 financial institutions participated in the IOLTA program and, among them, had a total of 3,022 IOLTAs. The conclusion of the 2016 calendar year saw a remittance of \$2,607,092 in funds (compared to \$2,401,617 in 2015) earmarked for granting to 12 legal services organizations in Nevada.

COMMITTEE TO STUDY EVIDENCE-BASED PRETRIAL RELEASE

The Committee to Study Evidence-Based Pretrial Release is comprised of district court judges, limited jurisdiction court judges, district attorneys, public defenders, pretrial services officers, and county representatives; both urban and rural jurisdictions from across the state are represented.

With Justice James W. Hardesty as chair, the Committee spent its first year studying possible strategies for reforming and improving Nevada's pretrial release system through the use of evidence-based practices and risk assessment tools. The Committee has made significant strides in this direction with the development of a pilot program; the adoption of outcome and performance measures to evaluate the impacts of this new approach in the pilot sites; and the creation, validation, and adoption (for purposes of the pilot program) of a Nevada-specific pretrial risk assessment tool.

The Nevada Pretrial Risk Assessment Pilot Program officially began on September 1, 2016. Since the pilot program's inception, the pilot-site courts have continued to work closely with Dr. James Austin, JFA Institute, and the Department of Justice, OJP Diagnostic Center to collect and evaluate the resulting data. In February 2017, the Nevada Pretrial Risk Assessment tool was revised to reflect both the needs of the individual pilot sites and the goals of pilot program as a whole. During its most recent meeting, the Committee to Study Evidence-Based Pretrial Release voted to continue the pilot program through the duration of 2017.

COMMITTEES AND COMMISSIONS

JUDICIAL SELECTION COMMISSION



Justice Lidia Stiglich

The Nevada Commission on Judicial Selection presented Governor Brian Sandoval 18 names for consideration to fill a Nevada Supreme Court vacancy and five District Court vacancies in fiscal year 2017. The Commission conducted background investigations, accepted public comment, and interviewed each of the applicants before sending the nominations to the Governor for appointment.

Governor Sandoval appointed Lidia S. Stiglich to the Supreme Court, Barry Breslow and Kathleen Drakulich to the Second Judicial District Court, and David M. Jones, Mark B. Bailus, and Tierra D. Jones to the Eighth Judicial District Court.

The Supreme Court vacancy was open to all Nevada attorneys with 2 years of residency and 15 years of legal experience. In the District Court vacancies, Nevada attorneys with 10 years of legal experience and 2 years of Nevada residency were encouraged to apply for the openings.

The process was transparent and open to the public. The applications, with the exception of confidential information such as medical records and personal identification information, were made available on the Supreme Court website. The Commission also invited written public comment about each applicant's qualifications.

The Commission is composed of seven permanent members—the Supreme Court Chief Justice, three non-attorneys appointed by the Governor, and three attorneys appointed by the State Bar of Nevada. Neither the Governor nor the State Bar may appoint more than two permanent members from the same political party, and cannot appoint two members from the same county. For District Court vacancies, two temporary members are appointed from the judicial district where the vacancy occurs—a non-attorney by the Governor and an attorney by the State Bar—bringing the Commission membership to nine.

JUSTICE LIDIA S. STIGLICH JOINS SUPREME COURT

Nevada Supreme Court Justice Lidia S. Stiglich took her oath of office on December 5, 2016, in Las Vegas prior to oral arguments with the En Banc Court at the Regional Justice Center. Former Chief Justice Ron D. Parraguirre provided opening and closing remarks and administered the oath of office to the Court's new colleague. Governor Brian Sandoval appointed Justice Stiglich from her seat on the Second Judicial District Court to the Supreme Court on November 10, 2016.

SPECIALTY COURT FUNDING COMMITTEE

In 2017, the National Association of Drug Court Professionals launched a campaign saying, "All Rise and Put Drug Court Within Reach of Every American in Need." Nevada is embracing this campaign and making efforts in the specialty courts in every county, and at every court, to achieve this standard.

The goal of a specialty court is to break the cycle of the revolving door syndrome and support participants in achieving abstinence from drugs and/or alcohol by promoting responsibility and accountability, as well as teaching participants to become productive law abiding citizens. This effort reduces criminal recidivism and provides for better and healthier communities.

Specialty courts save money. For every \$1 invested in drug court, taxpayers can save as much as \$3.36 in criminal justice costs alone, according to national studies. When considering other cost offsets such as savings from reduced victimization and healthcare service utilization, studies have shown benefits range up to \$27 for every \$1 invested, thus specialty courts can produce cost savings ranging from \$3,000 to \$13,000 per client.

Since 2016, new funding from the Nevada Legislature has allowed for a significant increase in new admissions into the specialty courts. During that time Nevada has seen more than 2,860 graduates. In addition, 80 babies were born drug free because of the drug court programs. Nevada's graduation rate has historically been close to 50 percent and during fiscal year 2017, it remained so.

Nevada's first drug court was established in 1992 in Clark County by District Judge Jack Lehman (ret.); this was the nation's fifth drug court. Nevada now has 74 Specialty Courts including Drug, Felony DUI, Family/Dependency, Veterans Treatment, DUI, Juvenile, Mental Health, Alcohol and Other Drugs, Child Support, Habitual Offender, and Prostitution Prevention Courts.

The Nevada Supreme Court has two revenue sources, administrative assessments (NRS 176.0613 and 176.059) and the State General Fund to help with funding for Specialty Courts. The 79th Legislative Session provided General Fund appropriations of \$3 million to be distributed each year of the biennium with the goal of increasing availability of specialty courts throughout the State.

COMMITTEES AND COMMISSIONS

COMMISSION TO STUDY THE ADMINISTRATION OF GUARDIANSHIPS

A petition was filed with the Nevada Supreme Court on May 21, 2015, by then Chief Justice James W. Hardesty, then Chief Judge David Barker, and then Chief Judge David Hardy asking the Court to consider the creation of a Commission to Study the Administration of Guardianships in Nevada's Courts. The Court considered the petition and filed an order under Administrative Docket 507 on June 8, 2015, concluding such a commission should be appointed and a report of its recommendations should be filed with the Court.

The Commission is composed of stakeholders from both the public and private guardianship systems. The Commission held 15 meetings between July 15, 2015, and September 30, 2016, receiving testimony from local and national experts in the field of guardianship as well as family members and those who have been subject to a guardianship.

During fiscal year 2017, the Commission examined statewide policies and procedures including how notice is provided, the evidence required to create guardianships, and protections needed for the protected persons and their family members. The Commission looked at training, accountability, and performance required of guardians and expected of courts, as well as the use of technology to assist in documenting, tracking, and monitoring guardianships for potential fraud and abuse. In addition to the statewide practices, the Commission took a comprehensive look at best practices that have been implemented in other states and on a national level.

A Final Report was filed September 29, 2016. The report is intended to provide the Nevada Supreme Court an overview of the work of the Guardianship Commission and its recommendations to improve the administration of guardianships in Nevada's Courts. The report provides a summary of its recommendations, a summary report of each meeting held since July 15, 2015, and details of each action taken by the Commission. Some of the specific recommendations are Court Rule Recommendations, Legislative Recommendations, Policy State of Support, and Interim Actions by the Commission. Legislative recommendations enacted during the 2017 Legislative Session are:

- Guardianship Bill of Rights
- Requirement to file a proposed preliminary care plan and budget
- Appointment of legal counsel
- Creation of the State Guardianship Compliance Office
- Minor guardianship changes
- Qualifications to serve as a private professional guardians
- Expansion of the Secretary of State's Lockbox Program

COMMISSION ON INDIGENT DEFENSE

In 2007, the Nevada Supreme Court convened the Indigent Defense Commission (IDC), under the Chairmanship of Justice Michael A. Cherry, to examine and make recommendations regarding the delivery of indigent defense services in Nevada. The Commission filed its initial report with the Court in November of 2007.

On January 4, 2008, the Court issued its first ADKT 0411 Order containing performance standards, a requirement to remove judges from the appointment of counsel process, and also recommending that all rural counties use the State Public Defender's Office. Additionally, the Order required all jurisdictions to file a plan for the appointment of counsel and helped realize the voluntary request from Clark and Washoe Counties to conduct weighted caseload studies, in order to determine appropriate public defender caseloads.

During the 2017 fiscal year, the Indigent Defense Commission marked its tenth year by continuing its efforts to reform the public defense system in Nevada. Following the July 23, 2015, ADKT 0411 Order banning the use of flat fee contracts in the delivery of indigent defense services, placing rural death penalty cases and appeals in the hands the State Public Defender's Office, the Commission, once again, began to scrutinize the serious challenges facing indigent defense in Nevada's rural counties. As such, the IDC's Rural Subcommittee, with the help of The Sixth Amendment Center, drafted and put forth Senate Bill 377 for consideration during the 2017 Legislative Session. This effort required several meetings with stakeholders and the submission of various amendments; on June 8, 2017, Governor Brian Sandoval signed SB377 into law, creating the Nevada Right to Counsel Commission (NRTCC).

The NRTCC is tasked with studying how legal services are provided throughout the state and making "recommendations to the Legislature to improve the provision of indigent defense services and to ensure that those services" meet the state's obligation to provide effective indigent defense. This responsibility also includes proposing standards for defense counsel workloads.

The NRTCC's report and recommendations are due to the Nevada Legislature by September 1, 2018. In the meantime, the Indigent Defense Commission continues to move forward to address indigent defense needs and concerns throughout the state.

COMMITTEES AND COMMISSIONS

COMMISSION ON STATEWIDE RULES OF CRIMINAL PROCEDURE

The Nevada Supreme Court's Commission on Statewide Rules of Criminal Procedure convened in 2015, under the Co-Chairmanship of Justice Michael A. Cherry and Justice Michael L. Douglas, to address a lack of uniformity of criminal procedure rules across the state. Over the course of the past year, through the efforts of its four workgroups, the Commission has continued to work towards its goals. Each workgroup is tasked with analyzing issues surrounding a specific criminal procedure and making recommendations to address those issues. Work groups are chaired by Commission members and are comprised of legal experts and stakeholders from across the state, representing the views of both urban and rural jurisdictions.

As the Commission's work progresses, workgroup findings and recommendations will be presented in public hearings before the Nevada Supreme Court, as applicable.

IN-MEMORIAM



The Honorable Susan W. Scann passed away on July 16, 2016. She was born June 28, 1946, in Riverdale, Maryland, and grew up in Salt Lake City. She received her B.A. degree from the University of Washington and later received her Juris Doctor from California Western School of Law in 1976. She moved to Las Vegas in 1977 to start her career. In 2010, Judge Scann was elected as an Eighth Judicial District Court Judge, fulfilling a life-long dream. Judge Scann was known for service to the community and for an impressive 40-year legal career including service as jurist in Department 29 of the Eighth Judicial District Court since 2011 and also served previously as an Alternate Municipal Court Judge for the city of Las Vegas from 1980 to 2010.



The Honorable Carl Christensen passed away on Sept. 23, 2016 in Las Vegas. He was born in Salt Lake City, Utah on October 11, 1929. He graduated from Las Vegas High School and went on to serve a mission for his church in France and Switzerland. Judge Christensen attended Brigham Young University, University of Akron, St. Mary's University School of Law, and University of Utah College of Law. He proudly served his country in the United States Air Force, Army, and Navy. Judge Christensen spent his entire life dedicated to the practice of law in every aspect, trying his last case at age 80. Judge Christensen served on the Eighth Judicial District bench for more than 22 years. After leaving the court, he served as an attorney in private practice.

JUDICIAL PROGRAMS AND SERVICES

FORECLOSURE MEDIATION PROGRAM

In June 2017, Senate Bill 490 (SB 490) was passed by the Nevada Legislature and signed into law by Governor Sandoval. SB 490 moved the Foreclosure Mediation Program (FMP) administered by the Supreme Court to the Home Means Nevada, Inc, a non-profit entity established by the State and administered by the Department of Business and Industry.

During fiscal year 2017, the Supreme Court administered FMP had 823 mediations between a homeowner and lender. Agreements were not reached in 366 of those mediations, 340 resulted in the grantor agreeing to relinquish the property, and 117 grantors retained the property.

A total of 21 mediations were not held. The homeowner withdrew in 10 of those cases, 5 mediations were not held due to grantor bankruptcy, and 6 cases were resolved prior to mediation. The FMP issued 4,020 certificates allowing the beneficiary to proceed with foreclosure.

The FMP was created in 2009 to assist homeowners recovering from the foreclosure crisis. The FMP was placed under the authority of the Supreme Court to establish the program, authorize rules, select mediators, develop training programs, and designate a program administrator. In 7 years a total of 18,821 mediations were held allowing homeowners to meet with a beneficiary before a foreclosure sale or other action.

COURT IMPROVEMENT PROGRAM

The Court Improvement Program (CIP) enables the courts and agencies involved in the child welfare system to develop systemic, statewide changes intended to significantly improve the processing of child welfare cases while ensuring compliance with state and federal laws. The CIP Select Committee is chaired by Justice Nancy M. Saitta (ret.) who has held this position since 2008.

The CIP asked each judicial district to create a team for ongoing identification of strengths and opportunities as they pertain to child welfare outcomes. As a result, each judicial district created a Community Improvement Council (CIC) of local stakeholders to identify barriers to timely permanency, adoption, and termination of parental rights. In turn, each CIC then develops and implements localized solutions to these identified barriers.

These collaborative efforts have been so impactful that all the metrics indicate continual improvement since 2010 or 2011, suggesting that a systemic change is taking place in Nevada. The proportion of permanency hearings held within 12 months of removal (NRS 432B.590) has increased from 67 percent in calendar year 2012 to 81 percent in the first half of calendar year 2017. Reunification rates in Nevada fluctuate between 70 and 75 percent while the national median is around 50 percent. The time to permanent placement has decreased 160 days, or 19 percent, between calendar year 2011 and June 2017 (from 848 median days to 688 median days). The average length of time to achieve an adoption in Nevada dropped to 28 months in 2016 from 36 months in 2010. Thirty percent (30 percent) of all adoptions of foster children now happen in less than 24 months, compared to 14.6 percent in 2010.

The Statewide Dependency Mediation Program developed through a partnership among CIP, Division of Child and Family Services (DCFS), and the Second Judicial District's dependency mediation program, is improving the future for Nevada's children. The Program ensures dependency mediation is implemented consistently with fidelity to best practices throughout the state. During its inaugural year, 85 percent of mediations conducted statewide came to full or partial agreement. Feedback from the confidential surveys collected at the end of each mediation session continues to be very positive often referring to the open and relaxed environment mediation offers. Stakeholders across the state are actively supportive of the mediation process as evidenced by the following statement from a Deputy Attorney General:

“Mediation opens the door to allow communication that would not otherwise take place and mirrors the very essence of what the dependency process should entail—all parties working together to accomplish what is in the best interests of the child.”

CIP continues to forge successful collaborative working relationships with other federal, state, and local agencies—specifically, child welfare and education. CIP is the impetus behind the Statewide Collaborative on Education, Child Welfare, and the Courts which ensures educational stability and improved educational outcomes for foster children. Working with the American Bar Association's Center on Children and the Law, the Collaborative is responsible for the recently passed bill that modifies the Nevada Revised Statutes to include the provisions of the Every Student Succeeds Act within a Nevada specific format.

JUDICIAL PROGRAMS AND SERVICES

JUDICIAL EDUCATION UNIT

The Judicial Education Unit (JEU) worked with the Nevada District Judges Association to implement recommendations from the Judicial Education Requirements Study Committee (JERSC). As a result of the recommendations, the JEU identified the core competencies associated with each education session at the Annual District Judges' Seminar, and will track district court judges' education in terms of obtaining at least 8 credits associated with the core competencies. The JERSC identified the core competencies as: Judicial Office, Judicial Skills, Judicial Knowledge, and Judicial Administration

Judicial Education offered two Limited Jurisdiction Judges' Seminars, the annual Family Jurisdiction Judges' Conference, and Annual District Judges' Seminar, as well as a full slate of distance education programs, reaching 558 clients. The Judicial Education Unit provided training to a total 932 clients in fiscal year 2017.

During fiscal year 2017, awards for achievement in judicial education were given to 26 Nevada judges, in the Basic, Advanced, Distinguished, and Outstanding categories. Carson City Justice and Municipal Courts Judge John Tatro, Senior Judge Charles McGee, and Senior Judge Valorie Vega each achieved the Outstanding Judicial Education Award by obtaining at least 1,000 hours of continuing education credit.

Future plans for providing education to the Nevada judiciary and court staff include developing tracking methods for core competency education, increasing distance education offerings, and performing outreach to increase distance education utilization.

SENIOR JUSTICE AND JUDGE PROGRAM

The Senior Justice and Judge Program allows the Nevada Judiciary to provide access to justice when a judge is temporarily unavailable to preside over a case. The system gives the courts extra support and assists in filling vacant judicial positions. This allows departments in all jurisdictions to stay open and operating and serve the needs of the Nevada public.

Article 6, Section 19 of the Nevada Constitution grants authority to the Chief Justice as the administrative head of the Nevada Court system to "recall to active service any retired justice or judge of the court system who consents to such recall and who has not been removed or retired for cause or defeated for retention in office and may assign him or her to appropriate temporary duty within the court system."

The Administrative Office of the Courts assigns Senior Justices and Judges to a particular court for several reasons. They may be assigned for a durational amount of time whenever a judicial vacancy occurs, such as illness, vacation, mandatory judicial education, or retirement. Senior Justices and Judges may hear specific cases due to recusal or disqualification, or if a sitting judge has an unusually heavy caseload or congested docket. The table on page 21 shows the number and types of assignments made during fiscal year 2017. When looking at the table the number of hours senior justices and judges spend adjudicating matters in the courts equates to more than 7 full-time equivalent judicial positions.

Chief Justice Michael A. Cherry directs the program. "Our Senior Judge Program continues to prove to be a cost effective way to ensure that court cases can be heard in a timely fashion, even if the assigned judge is unavailable," said Chief Justice Cherry. "Nevada is fortunate to have a number of Senior Judges, some residing in states other than Nevada, available and with unmatched experience, who can step in, no matter what type of case is involved or where the need arises."

The Senior Justices and Judges hear civil and medical malpractice settlement conferences on a regular basis. On average, these judges hear between three and eight settlement conferences per week. Currently Senior Judges preside over settlement conferences in the urban Second and Eighth Judicial Districts, as well as the rural jurisdictions. Additionally, Senior Justices and Judges hear short trials and settlement conferences every 2 weeks in the Eighth Judicial District Family Court.

"Because of our very successful Family Court settlement Conference Program, we've created a Medical Malpractice Settlement Conference program that has since expanded to include all civil cases," said Chief Justice Cherry. "Our dedicated Senior Judges have helped tremendously to relieve the courts of their ever burdening case load."

Senior Justices and Judges conduct specialty court programs in the First, Second, Third, Fifth, Ninth, Tenth, and Eleventh Judicial Districts. These programs succeed in providing alternatives to incarceration of certain offenders and in assisting these offenders to become productive members of society. Currently there are 5 Senior Justices and 28 Senior Judges.

JUDICIAL PROGRAMS AND SERVICES



Nevada Senior Justices and Judges Program Training Meeting

Senior Justices and Judges Assignments for Fiscal Year 2017

Judicial District (JD)	Assignment Type	Number of Assignments	Number of Hours
First JD	Case Assignment	10	123.17
	Durational	7	249.67
	Settlement Conference	2	5.00
Total for First JD		19	377.84
Second JD	Case Assignment	21	223.92
	Durational	43	846.17
	Settlement Conference	2	35.00
	Specialty Court – Urban	7	1,697.00
Total for Second JD		73	2,802.09
Third JD	Case Assignment	7	68.17
	Durational	1	8.00
	Settlement Conference	3	24.00
Total for Third JD		11	100.17
Fourth JD	Case Assignment	17	201.25
	Durational	4	49.00
	Settlement Conference	10	68.92
Total for Fourth JD		31	319.17
Fifth JD	Case Assignment	9	103.83
	Durational	6	92.00
	Settlement Conference	2	12.00
Total for Fifth JD		17	207.83
Sixth JD	Case Assignment	24	320.50
	Durational	1	42.33
	Settlement Conference	1	9.92
Total for Sixth JD		26	372.75
Seventh JD	Case Assignment	7	47.83
Total for Seventh JD		7	47.83
Eighth JD	Case Assignment	11	200.00
	Durational	178	3,136.25
	Durational – Family	21	2,637.16
	Settlement Conference	211	1,544.17
	Short Trial/Settlements – Family	26	834.17
	Specialty Court – Urban	1	4.00
Total for Eighth JD		448	8,355.75
Ninth JD	Case Assignment	8	120.50
	Durational	2	10.33
	Settlement Conference	3	36.50
Total for Ninth JD		13	167.33
Tenth JD	Case Assignment	14	205.00
	Durational	3	9.00
	Settlement Conference	3	14.00
Total for Tenth JD		20	228.00
Eleventh JD	Case Assignment	3	33.83
Total for Eleventh JD		3	33.83
Rural Specialty Court	Specialty Court – Rural	6	520.00
Total for Rural Specialty Court		6	520.00
Supreme Court	Congested Court Docket	1	8.00
	Durational	1	9.00
	Recusal/Disqualification	1	21.33
Total for Supreme Court		3	38.33
Grand Total		677	13,570.92

JUDICIAL PROGRAMS AND SERVICES

CERTIFIED COURT INTERPRETER PROGRAM

The Nevada Certified Court Interpreter Program was established in 2002. Over the last 14 years, the program has increased the number of credentialed court interpreters and improved access for Nevada's judicial system. Some highlights from fiscal year 2017 are below:

- The Certified Court Interpreters Advisory Committee and the Judicial Council of the State of Nevada Language Access Committee developed the Conditionally Approved Designation as a new classification of credentialed interpreters.
- The Certified Court Interpreters Advisory Committee and the Judicial Council of the State of Nevada Language Access Committee developed the State of Nevada Guidelines for the Translation of Court Forms and Instructions.
- The National Video Remote Interpreting Program took a step back and is re-evaluating the national initiative for video remote interpreting; Nevada was to be one of the pilot sites.
- Contributed to a Multi-State Online Orientation Workshop with the New Mexico Language Access Center.
- The Coordinator worked with the Judicial Education Unit to develop a *Credentialed Court Interpreter Ethics* webinar.

CREDENTIALLED INTERPRETER STATISTICS AS OF JUNE 2017:		
Interpreter Type:	Spanish Language Interpreter:	Languages Other Than Spanish (LOTS):
Certified	78	3
Master Level	10	1
Registered	0	11

JUDICIAL BRANCH AUDIT UNIT

The Audit Unit's mission is to provide comprehensive audit coverage of all financial related business areas within the judiciary, including assisting the judicial branch to ensure proper internal control over judicial business functions. As independent appraisers of the judiciary's business activities, the Audit Unit assists members of the judiciary by providing analyses, appraisals, recommendations, counsel, and information promoting effective controls and sound business practices.

In fiscal year 2017, the unit focused on reviewing and modifying the Minimum Accounting Standards (MAS) and associated external audit guide. This comprehensive project incorporated reconvening the MAS workgroup made up of judges and court representatives from around the state. During an 8-month period, workgroup members reviewed solicited comments obtained in fiscal year 2016 and made changes to the standards to streamline and fine-tune the requirements. Comprehensive changes made to the standards include altering submission deadlines, the removal of duplicative and unclear standards, updates to reflect the U.S. Department of Justice's recommendations concerning the collection of court fines and fees, mandatory training for independent auditors, and providing sample formats to standardize independent auditor reports. Distribution of Minimum Accounting Standards Version 3.1 and the Minimum Accounting Standards External Audit Guide Version 1.1 will occur in fiscal year 2018.

COURT TECHNOLOGY

MULTI-COUNTY INTEGRATED JUSTICE INFORMATION SYSTEM

The Nevada Administrative Office of the Courts (AOC) is adding additional courts to use the Nevada's Multi-County Integrated Justice Information System (MCIJIS). The overall goal of MCIJIS is to increase efficiency by electronically transmitting documents containing necessary data between agencies in the justice arena that are currently transmitted via paper. Current electronic exchanges include eCitations, DMV Convictions, DMV failure to appear, bookings, criminal dispositions, and warrants. Currently, 24 Courts are using eCitations and 20 courts are using DMV Convictions.

Two new projects are scheduled to begin in Fiscal Year 2018 and be completed in Fiscal Year 2019. One project will modify MCIJIS to accept additional types of dispositions. The other project will modify MCIJIS to be able to queue transactions if the system encounters issues, thereby ensuring transactions are not lost, but instead storing them for later submission and transmission between justice partners when the issue is corrected. These projects will be completed in partnership between the AOC IT team and the vendor.

TRIAL COURT CMS

The AOC, Trial Court Support Unit, has continued working towards implementing JWorks, a new web-based case management system (CMS), for the courts that participate in the Nevada Court System (NCS) program. The current case management system is based on aging technology. The new system will provide new features along with existing features, which will improve caseflow management. The intent is to position the Nevada Court System with the ever changing technology and support to improve the efficiency of courts using the system. The JWorks project has five pilot courts scheduled to use the new CMS. After the five pilot courts are using JWorks, other courts that are participating in the NCS program will be upgraded as well.

INFRASTRUCTURE ENHANCEMENTS

A number of infrastructure enhancements have been completed during the last year. All Court servers have been updated, a new email message archiver has been installed, a new voicemail system has been installed, both of the Court web filters have been upgraded, software restriction policy has been implemented, and a new network storage was installed. The Court's virtual infrastructure was updated with new server blades and storage upgrades. The video infrastructure of the Court has also been updated with the bridging capacity increased. The Court upgraded to the latest version of Microsoft Office and Adobe Acrobat. During the next year, the Court will be upgrading the network backup capacity, along with replacement of the core network switches that provide connectivity to the State.

TRIAL COURT INNOVATIONS

AUTOMATED JURY SYSTEM FUNDED IN CARSON CITY

The First Judicial District Court in Carson City used \$43,245 in grant funding from the AOC to assist with modernizing its jury management system. The new web-based jury system provides modern day convenience by completing questionnaires online and by requesting jury information over the phone by the use of Interactive Voice Response System (IVR).

FAMILY LAW LEGAL FORMS HELP SELF-REPRESENTED LITIGANTS IN RURAL NEVADA

The Nevada Supreme Court approved the use of family law legal forms in rural district courts. The forms are the result of an ongoing initiative by the Access to Justice Commission to ensure all Nevadans have access to justice regardless of economic status. The forms allow individuals to prepare basic family law matters for filing in the courts for various subjects, such as adoption, child custody, divorce, guardianship, name changes, and separation. The forms will be available online in Fiscal Year 2018.

COURT NEWS AND RECOGNITIONS



Chief Judge Abbi Silver and Chief Justice Michael Cherry

in the past year. In September 2016, a three-justice panel of the Nevada Supreme Court convened for a session in Reno at the National Judicial College on the University of Nevada, Reno campus. The same panel of justices appeared at Valley High School in Las Vegas later that month. In March 2017, a Supreme Court panel visited Edward C. Reed High School in Sparks.

The Nevada Court of Appeals held oral arguments at the Thomas & Mack Moot Courtroom at the University of Nevada, Las Vegas (UNLV) William S. Boyd School of Law in November 2016. The court visited Advanced Technologies Academy (A-TECH) in Las Vegas in February and visited Liberty High School in Henderson in March 2017.

LIFETIME ACHIEVEMENT AWARD RECOGNIZES ACCOMPLISHMENTS OF JUSTICE MICHAEL L. DOUGLAS

The Las Vegas Chapter of the National Bar Association honored Justice Michael L. Douglas with its Lifetime Achievement Award. Justice Douglas was recognized for his lifetime work to contribute to Nevada jurisprudence. Justice Douglas, the first African American justice in Nevada's history, served as Chief Justice of the Nevada Supreme Court in 2011.

ELIZABETH BROWN APPOINTED CLERK OF THE COURT

On October 10, 2016, Elizabeth Brown was formally sworn in as the Clerk of the Court for the Nevada Supreme Court, succeeding Tracie Lindeman who held the constitutional position since 2008.

Ms. Brown is the seventeenth Clerk of the Court to serve since 1864 when Nevada became a state. Ms. Brown graduated in 1990 from the Texas Tech University School of Law where she earned a Juris Doctorate degree. She has worked at the Supreme Court since 2000. The Clerk of the Court maintains all Supreme Court and Court of Appeals files and documents, manages the court's caseload and dockets, coordinates public hearings, and releases court decisions.

NEVADA APPELLATE COURTS MOVE TO NEW IN LAS VEGAS COURTHOUSE

The Nevada Supreme Court and the Nevada Court of Appeals offices in Las Vegas moved from the Regional Justice Center to 408 E. Clark Avenue in downtown Las Vegas on March 27, 2017. The primary courthouse for the Nevada Appellate Courts is still located in Carson City. This second courthouse provides chambers and offices for the Las Vegas-based Justices, Judges, and staff of the Appellate Courts, as well as employees of the Administrative Office of the Courts (AOC). After months of planning and some set up by Supreme Court technology staff, the move of all the justices, judges, court staff, including their office equipment and files, was accomplished in just 2 days.

The building contains 26,132 square feet of leased space, which is more than 10,000 square feet larger than the space leased in the Regional Justice Center. Justices of the Supreme Court heard the first oral arguments on April 3, 2017. The 72-seat courtroom on the second floor is modeled after the first courtroom for the U.S. Supreme Court. The building resembles a traditional Roman courthouse, with columns and a white stone exterior. Icons representing Nevada's 16 counties and Carson City wrap the building. The new building will save the state an estimated lease savings of approximately \$500,000 over 9 years.



NEVADA APPELLATE COURTS CHANGE LEADERSHIP

On January 2, Justice Michael A. Cherry became Chief Justice of the Nevada Supreme Court, assuming the administrative post from Justice Ron D. Parraguirre. In addition, Judge Abbi Silver was appointed the Chief Judge of the Nevada Court of Appeals.

Justice Cherry has been an attorney in Nevada since 1970 and was elected to the Supreme Court in 2006.

Governor Brian Sandoval appointed Judge Silver in December 2014 to the Court of Appeals. She has been a Nevada attorney since 1990.

APPELLATE COURTS BRINGS JUSTICE TO COMMUNITIES

The Nevada Supreme Court and the Nevada Court of Appeals took court proceedings to various Nevada communities

COURT NEWS AND RECOGNITIONS

STATE COURT ADMINISTRATOR JOINS COSCA LEADERSHIP

Nevada Administrative Office of the Courts (AOC) State Court Administrator Robin Sweet joined the leadership of the Conference of State Court Administrators (COSCA) as a member of the Board of Directors. In addition, Ms. Sweet was named co-chair of CCJ/COSCA's Joint Committee on Elders and Courts. A native of Hawthorne, Ms. Sweet has served as the Nevada State Court Administrator since 2011 and has worked for the Administrative Office of the Courts since 2000.

CARSON CITY JUDGE NAMED 2016 JUDGE OF THE YEAR

The Nevada Judges Association honored Carson City Justice of the Peace/Municipal Court Judge Thomas R. Armstrong as its 2016 Judge of the Year. Judge Armstrong has served Carson City since 2011.

CARSON CITY COURT ADMINISTRATOR RECEIVES COURT EXECUTIVE OF THE YEAR AWARD

The Nevada Association of Court Executives recognized Max Cortes as the 2016 Court Executive of the Year. Ms. Cortes has served as the Court Administrator for the First Judicial District Court and the Carson City Justice/Municipal Court since 2006.

SR. JUDGE BREEN RECEIVES SPECIAL RECOGNITION

Senior Judge Peter I. Breen was recognized by the Nevada Supreme Court and Governor Brian Sandoval for 40 years of service to the State of Nevada, 32 years of which were as a sitting District Court Judge in Washoe County. Judge Breen's accomplishments include creating Washoe County's first drug court in July 1995.

CARSON CITY ESTABLISHES FIRST JJASTT PROGRAM

The Carson City Juvenile Justice System implemented Nevada's first Juvenile Justice Assessment Triage Team (JJASTT) in August 2016 to address mental illness for youth in the community. This multi-disciplinary team meets to discuss case plans for youth at-risk of entering the juvenile criminal justice system.

The program diverts juveniles struggling with mental health out of the juvenile justice system when possible. This program is a 6-month treatment plan, meant to steer them away from probation when it is not necessary.

NEVADA AWARDED GRANT FOR REVIEW OF ALTERNATIVES TO GUARDIANSHIP

Nevada was awarded a national grant to review the use of Supported Decision-Making Agreements (SDMA) as an alternative to guardianships. The award of \$4,000 from the National Resource Center for Supported Decision-Making is one of six programs selected nationwide. With the money, Nevada will create best practices for application by courts

across the state and around the country. Washoe County's Second Judicial District Court Judge Frances Doherty leads a team of judges, caregivers, and advocates to create SDMAs with a goal of avoiding or reducing the need for guardianships in Nevada.

CLARK COUNTY COURTS AWARDED \$1.4 MILLION GRANT FOR RESIDENTIAL TREATMENT PROGRAM

The Eighth Judicial District Court and Las Vegas Justice Court is using a \$1.4 million grant from the State Division of Public and Behavioral Health (DPBH) to work to end the cycle of addiction and crime through residential treatment for 80 participants of their drug court. There is a desperate need for residential substance abuse and mental health treatment in Clark County. Residential treatment with wraparound services offers judges a viable sentencing alternative to jail time.

LAW DAY ESSAY CONTEST

High school students in Elko and Winnemucca participated in a Law Day Essay Contest focused on the importance of the Fourteenth Amendment to the U.S. Constitution. Students were asked to submit 300 word essays focused on the question: "How has the 14th Amendment shaped American society?"

Winners were Maria Alvarez, Dillon McKinzie, and Lizzy Andreozzi of Elko High School, as well as Annaleise Gabica and Charles McAllister of Albert M. Lowry High School in Winnemucca.

NEVADA AOC RECEIVES

2016 CASELOAD REPORTING EXCELLENCE AWARD

The National Center for State Courts (NCSC) has awarded the Nevada Supreme Court, Administrative Office of the Courts (AOC) with the Court Statistics Project Reporting Excellence Award 2016. Nevada was one of six states to receive the award, as recognition for work that improved caseload data reported to NCSC.

LAS VEGAS JUSTICE COURT IS COURT OF THE YEAR

The Nevada Association of Court Executives (NACE) named the Las Vegas Justice Court as its 2016 Court of the Year. The organization recognized the Las Vegas Justice Court for a satellite office at the Department of Motor Vehicles (DMV) and its Community Impact Center.

The DMV satellite court allows customers to satisfy court obligations without having to travel downtown to the Regional Justice Center.

The Justice Court also opened a Community Impact Center (CIC) to assist offenders with community service and restitution to the neighborhoods negatively impacted by their actions. Collaborating with 17 community service providers, the CIC offers housing, job assistance, and medical and mental health services.

100,494 - THE AMOUNT OF FREE LEGAL SERVICE HOURS MORE

THE NUM

807,576 - THE NUMBER OF AL

THE NUMBER OF STAT

32 - BABIES BORN DRUG FREE TO MO

THE PERCENTAGE OF CHILDREN REMOVED THEN REUNITED WITH TH

1 PERCENT - THE AMOUNT OF THE STATE BUD

THOSE WHO GRADUATED TO BECOME DRUG

LESS THAN 2,000 ATTORNEYS PROVIDED TO LOW INCOME CLIENTS.

NUMBER OF REGISTERED AND CERTIFIED INTERPRETERS. - **103**

TOTAL CASES FILED IN NEVADA.

PER JUDGE FOR NON-TRAFFIC CASES FILED PER JUDGE. - **2,146**

CHILDREN AND OTHERS IN SPECIALTY COURTS.

CHILDREN IN THEIR FAMILIES NATIONALLY IS 50. IN NEVADA IT IS BETWEEN **70** AND **75**.

HOW TO GET FUNDING THE JUDICIARY.

NUMBER OF DOMESTIC VIOLENCE OR ALCOHOL FREE IN NEVADA SPECIALTY COURTS. - **1,432**

NEVADA JUDICIARY OVERVIEW

This Annual Report contains summary information on the caseloads and work of the Nevada Judiciary. More detailed statistical information on cases filed and disposed by the Nevada Judiciary are contained within the appendix tables of the Annual Report. These appendix tables are maintained separately on the Nevada Supreme Court website www.nvcourts.nv.gov.

One of the goals of the Uniform System for Judicial Records (USJR) statistics is to report consistent caseload information for Nevada’s trial courts. Local jurisdictional rules, processes, and prosecutorial filing practices can affect the USJR statistics, which in turn affect comparisons between jurisdictions. For instance, in some Justice Courts, District Attorneys will file two complaints for a single incident: one for misdemeanors and another for the felony and gross misdemeanor charges that may be bound over to District Court. In other jurisdictions, all charges may be filed in a single complaint. Accordingly, analysis comparing criminal caseloads across jurisdictions should be done carefully, taking local rules and practices into consideration.

This year, the Supreme Court had a less than 14 percent increase in case filings from last year, reporting 2,785 cases filed. The Court of Appeals was assigned 971 cases. The two appellate courts disposed of a total 2,453 cases, resulting in 1,960 pending cases at fiscal year’s end.

For the trial courts in Nevada, Figure 1 presents the filings by case type for the judiciary as a whole for the past 10 years; Table 1 has the caseload filings and dispositions, broken out by jurisdiction, for the past 5 years. Overall, the statewide non-traffic total filings increased by 3 percent (11,630 more filings) from last year;

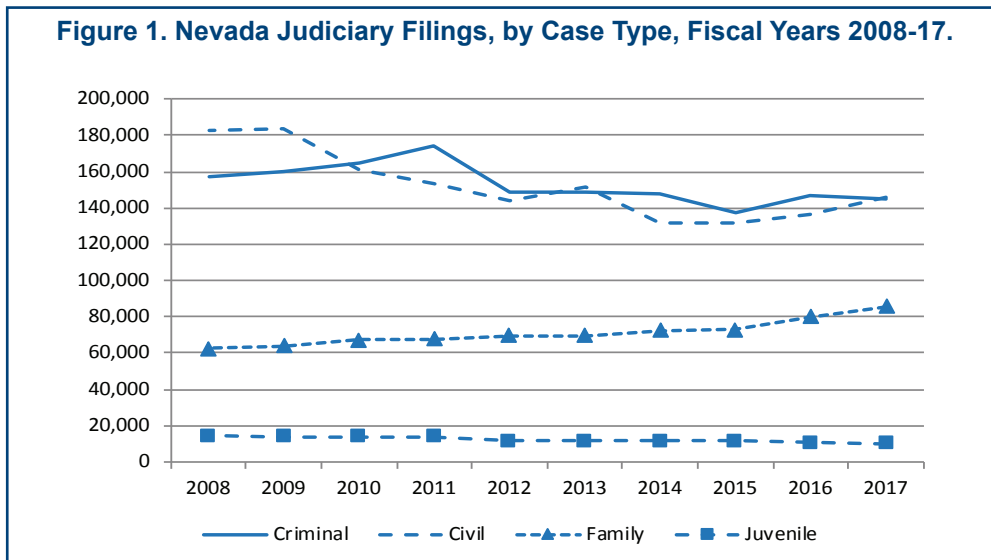
this was the second consecutive year statewide non-traffic filings increased. The filing increase was shared in all trial court jurisdictions, but was most prevalent in District and Justice Courts. For Justice Courts the increase was seen largely in civil matters (7 percent from last year), while family matters drove the increase (7 percent from last year) in District Courts. This year’s 386,197 total non-traffic filings are the largest number of total non-traffic filings since 2011 (409,219 filings).

Total non-traffic dispositions increased by 1 percent from last year. This was led by the increase in civil (18 percent) and family dispositions (5 percent) in the District Courts, while Municipal Courts saw the largest increases in dispositions in civil matters (89 percent). Meanwhile, Justice Courts saw decreases in dispositions, led by decreases in civil matters (4 percent). Overall, the State’s trial courts reported a disposition rate of 96 percent for non-traffic matters.

Criminal filings statewide decreased by 2 percent from last year. Justice and Municipal Courts saw the largest decreases while the District Court increased slightly. Meanwhile, criminal dispositions saw only a slight decrease of 1 percent. The disposition rate for total criminal matters was 93 percent.

Recent improvements in communication and training related to civil matters filed in the Municipal Courts has allowed for a clearer picture on the magnitude of civil matters impacting the judiciary. This has resulted in the Municipal Courts improving the accuracy of the types of civil cases filed in those courts. Overall, civil filings increased more than 7 percent statewide this year, while dispositions increased less than 1 percent, with a 101 percent disposition rate.

Figure 1. Nevada Judiciary Filings, by Case Type, Fiscal Years 2008-17.




State of Nevada

Supreme Court Justices

Michael A. Cherry
Michael L. Douglas
Mark Gibbons
Kristina Pickering
James W. Hardesty
Ron D. Parraguirre
Lidia Stiglich

Court of Appeals Judges

Abbi Silver
Michael Gibbons
Jerome Tao



Family case filings only occur in District Courts and have increased every year since USJR statistics have been collected, except for fiscal year 2013. This year was no different with filings increasing by 7 percent from last year. Dispositions also increased by more than 5 percent. This resulted in a disposition rate of 93 percent.

Juvenile filings and dispositions decreased by 5 and 2 percent, respectively. The slightly disproportionate change in filings and dispositions led to a 94 percent disposition rate, which is a 4 percent increase from last year's 90 percent rate.

Traffic violations continue to comprise a substantial portion (52 percent) of the judicial caseload. The Nevada Judiciary is funded in large part through the administrative assessments statutorily required to be added to misdemeanor non-traffic and traffic fines. Since traffic offenses represent a large portion of the judicial caseload, declines in filings and dispositions usually represent a corresponding drop in revenue for the Nevada Judiciary as well as other state agencies and local governments. For fiscal year 2017, the traffic and parking caseload filings and dispositions increased by 2 percent and less than 1 percent, respectively. This is the first year total traffic filings have increased since 2009. The increase is attributed to the filings in the Justice Courts as both the District and Municipal Courts experienced decreases. There was a 95 percent disposition rate in traffic matters this year, which is a 2 percent decline from last year.

SUPREME COURT

According to Article 6 Section 19 of the Nevada Constitution, the Chief Justice of the Supreme Court is the administrative head of the entire Nevada Judiciary. The Justices of the Supreme Court oversee the courts and establish rules governing everything from court procedures to the ethical and professional conduct of judges and attorneys.

The Nevada Supreme Court is the court of last resort, meaning decisions made by the Supreme Court are final and become the sole interpretation of Nevada law. The Supreme Court does not conduct any fact-finding trials, but rather determines whether procedural or legal errors were made in the rendering of lower court decisions. Based upon the Supreme Court Rules for specific appealable actions and discretion for other matters,

the Nevada Supreme Court assigns appeals to the Court of Appeals through a defective model and retains all other appeals filed. Any decisions of the Court of Appeals that are appealed to the Supreme Court through a petition for review then become discretionary.

As shown in Table 2, in fiscal year 2017, the Supreme Court had 2,785 filings, which is an increase of less than 14 percent, or 336 more filings, from the year before. The number of cases assigned to the Court of Appeals was 971 cases. The Supreme Court disposed of 1,578 cases, which was 260 fewer cases than last year.

At the end of fiscal year 2017, there were 1,754 pending cases in the Supreme Court. During fiscal years 2015-16, with the implementation of the Court of Appeals, the Supreme Court saw decreases in the pending caseloads each year with a low of 1,518 in 2016. This represented a 24 percent decrease from fiscal year 2014. For fiscal year 2017, pending caseloads increased more than 15 percent from 2016. This is due to the increase in filings and decrease in dispositions from the previous fiscal year. During this fiscal year, 90 discretionary petitions for review were filed with the Supreme Court on cases decided by the Court of Appeals and 99 were denied (including some from the previous fiscal year). By denying the petition, the Court of Appeals decision is, in effect, upheld.

When discussing the creation of the Court of Appeals, the Justices spoke about how matters assigned to the Court of Appeals would allow the Supreme Court to spend more time on the complex or precedent setting matters pending before the Supreme Court. As the Supreme Court has taken the additional time to address the more complex matters, increases in filings have contributed to an increase in pending cases. Additionally, when looking at Table 2, bar matters have nearly doubled in the last 5 years.

The distribution of the appeals filed in the Supreme Court and Court of Appeals by case type are shown in Figure 2. In the Supreme Court, criminal appeals are the majority of the court's caseload at 44 percent. Civil appeals made up the second largest percentage at 30 percent, while juvenile and family matters made up 4 percent. Finally, other matters, such as original proceedings, made up the remaining 22 percent of the Supreme Court's caseload.

Table 1. Reported Statewide Trial Court Totals, Fiscal Years 2013-17.

Caseload Filings ^a

Court	Fiscal Year	Criminal ^b	Civil	Family	Juvenile	Total Non-Traffic Caseload	Traffic and Parking Cases ^c
District	2017	18,011	28,061	85,749	10,078	141,899	2,315
	2016	17,990	28,471	80,257	10,618	137,336	2,583
	2015	17,447	27,797	72,916	11,829	129,989	2,648
	2014	17,196	29,202	72,381	11,574	130,353	2,211
	2013	17,270	30,584	69,680	11,492	129,026	2,917
Justice	2017	80,454	113,736	NJ	NJ	194,190	297,171
	2016	81,793	105,983	NJ	NJ	187,776	286,067
	2015	72,231	102,430	NJ	NJ	174,661	287,760
	2014	78,057	102,546	NJ	NJ	180,603	324,755
	2013	79,049	120,552	NJ	NJ	199,601	352,973
Municipal	2017	46,249	3,859 ^d	NJ	NJ	50,108	121,893
	2016	47,204	2,251 ^d	NJ	NJ	49,455	125,218
	2015	47,842	1,829 ^d	NJ	NJ	49,671	135,882
	2014	52,906	0	NJ	NJ	52,906	157,947
	2013	52,736	0	NJ	NJ	52,736	169,857
Total	2017	144,714	145,656	85,749	10,078	386,197	421,379
	2016	146,987	136,705	80,257	10,618	374,567	413,868
	2015	137,520	132,056	72,916	11,829	354,321	426,290
	2014	148,159	131,748	72,381	11,574	363,862	484,913
	2013	149,055	151,136	69,680	11,492	381,363	525,747

Dispositions ^a

Court	Fiscal Year	Criminal ^b	Civil	Family	Juvenile	Total Non-Traffic Dispositions	Traffic and Parking Dispositions ^c
District	2017	16,897	29,282	79,871	9,423	135,473	2,247
	2016	16,832	24,877	75,753	9,599	127,061	2,459
	2015	17,215	28,384	69,245	10,170	125,014	2,804
	2014	16,007	27,528	68,955	10,691	123,181	2,512
	2013	16,770	32,148	65,970	13,282	128,170	2,335
Justice	2017	73,288	114,845	NJ	NJ	188,133	280,284
	2016	73,626	120,021	NJ	NJ	193,647	274,856
	2015	72,806	117,585	NJ	NJ	190,391	277,033
	2014	76,673	121,180	NJ	NJ	197,853	318,167
	2013	75,366	103,637	NJ	NJ	179,003	344,218
Municipal ^d	2017	43,678	3,415	NJ	NJ	47,093	119,467
	2016	44,770	1,807	NJ	NJ	46,577	124,070
	2015	44,905	1,625	NJ	NJ	46,530	134,888
	2014	50,012	0	NJ	NJ	50,012	145,970
	2013	57,305	0	NJ	NJ	57,305	172,120
Total	2017	133,863	147,542	79,871	9,423	370,699	401,998
	2016	135,228	146,705	75,753	9,599	367,285	401,385
	2015	134,926	147,594	69,245	10,170	361,935	414,725
	2014	142,692	148,708	68,955	10,691	371,046	466,649
	2013	149,441	135,785	65,970	13,282	364,478	518,673

NJ Not within court jurisdiction.

^a Reopened cases are included in totals.

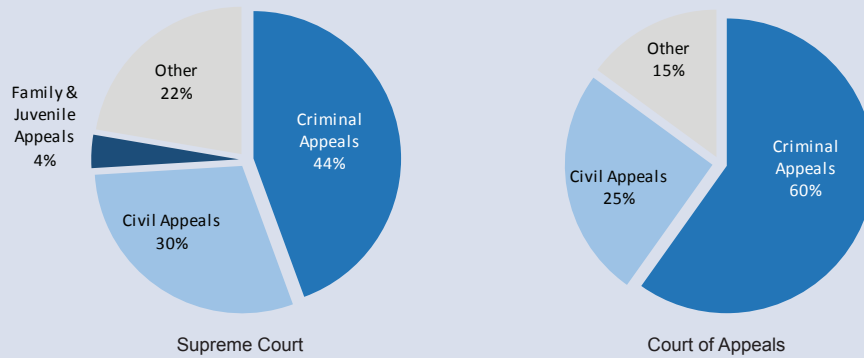
^b Criminal includes felony, gross misdemeanor, non-traffic misdemeanor, and criminal appeal (District Court only) filings and are counted by defendant.

^c Traffic and Parking include juvenile traffic statistics.

^d While Municipal Courts have limited civil jurisdiction, USJR began tracking specific civil actions in FY 2015. Comparisons with years prior to FY 2015 should not be made.

Source: Uniform System for Judicial Records, Nevada AOC, Research and Statistics Unit.

Figure 2. Distribution of Cases Filed in the Appellate Courts ¹



¹ Juvenile and family statistics are a subset of civil filings for the Supreme Court. They are detailed here for comparison with the trial court statistics.

Table 2. Nevada Appellate Courts Cases Filed and Disposed, Fiscal Years 2013-17. ^a

	Fiscal Year 2013	Fiscal Year 2014	Fiscal Year 2015	Fiscal Year 2016	Fiscal Year 2017
Supreme Court Cases Filed					
Bar Matters	64	87	103	106	132
Appeals	1,902	2,057	1,858	1,922	2,155
Original Proceedings	343	306	398	340	391
Other	4	14	4	6	6
Reinstated	20	17	25	14 ^r	11
Petition for Review Filed	-	-	15	61	90
Total Cases Filed	2,333	2,481	2,403	2,449^r	2,785
Cases Filed with Supreme Court & Assigned to Court of Appeals					
Cases Assigned to COA	-	-	500	637	971
Reinstated	-	-	0	2	0
Total Cases Filed with COA	-	-	500	639	971
Appellate Courts Cases Disposed					
Supreme Court Cases Disposed					
By Opinions ^b	84	109	89	96 ^r	91
By Order	2,290	2,266	2,242	1,688 ^r	1,388
Petition for Review Denied	-	-	13	54	99
Court of Appeals Cases Disposed					
By Opinions ^b	-	-	4	16	1
By Order	-	-	299	707	874
Other	-	-	1	2	0
Total Cases Disposed	2,374	2,375	2,648	2,563^r	2,423
Pending Cases					
Supreme Court Pending	1,879	1,985	1,544	1,518 ^r	1,754
Court of Appeals Pending	-	-	196	110	206
Total Appeal Cases Pending	1,879	1,985	1,740	1,628^r	1,960
SC Authored Opinions	79	105	87	96	88
COA Authored Opinions	-	-	4	15	1
Total Authored Opinions	79	105	91	111	89

^a Court of Appeals was established January 2015 of fiscal year 2015.

^b May include single and consolidated cases disposed per curiam or by authored opinion.

^r Data totals revised from previous annual reports due to updated or improved data collection.

Source: Nevada Supreme Court Clerk's Office.

APPELLATE COURTS SUMMARY


State of Nevada

Supreme Court Justices

Michael A. Cherry
Michael L. Douglas
Mark Gibbons
Kristina Pickering
James W. Hardesty
Ron D. Parraguirre
Lidia Stiglich

Court of Appeals Judges

Abbi Silver
Michael Gibbons
Jerome Tao



Appellate Courts in Carson City



Appellate Courts in Las Vegas

COURT OF APPEALS

On November 4, 2014, Nevada voters agreed to amend Article 6 of the Nevada Constitution to allow for the creation of a Court of Appeals. Prior to this change, the Supreme Court heard all appeals, including everything from murder convictions to appeals of driver's license revocations. The Court of Appeals began hearing cases in January 2015.

As mentioned earlier, the Supreme Court now assigns some of the cases filed therein to the Court of Appeals in a defective model. This adds another panel of judges to hear and resolve cases, thereby allowing the Supreme Court to focus more on cases of precedence that can be relied on by lower courts, attorneys, and the public.

As seen in Table 2, the Court of Appeals was assigned 971 cases in fiscal year 2017, a more than 52 percent increase from fiscal year 2016. The Court disposed of 875 cases through opinions and orders. This resulted in a disposition rate of 90 percent. At the conclusion of fiscal year 2017, the Court of Appeals had 206 cases pending.

Figure 2 includes a chart that shows the distribution of the appeals filed in the Court of Appeals by case type. Criminal appeals are the majority of the court's caseload, at 60 percent. Civil appeals made up the second largest percentage at 25 percent, while other matters, such as original proceedings, made up 15 percent.

APPEALS BY DISTRICT

Appeals to the Supreme Court typically come by way of an appeal of a District Court Decision. The breakdown of appeals by Judicial District is provided in Table 3. Total criminal and civil appealed cases were mixed this fiscal year with an increase of 274 cases (29 percent) and a decrease of 43 cases (4 percent), respectively. This led to an overall increase of 231 appealed cases (12 percent) statewide. The two most populous District Courts in Nevada, the Eighth Judicial District (Clark County) and Second Judicial District (Washoe County), represented 82 percent of the 2,148 cases appealed from District Courts, which was a 5 percent decrease from last year.

Table 3. Nevada Supreme Court Appeals Filed by Judicial District, Fiscal Years 2013-17.

	Civil Appeals Filed ^a				
	2013	2014	2015	2016	2017
First	58	36	33	54	33
Second	146	129	117	125	93
Third	4	11	8	12	11
Fourth	6	4	5	3	2
Fifth	10	13	16	13	11
Sixth	16	29	25	1	1
Seventh	15	11	8	8	13
Eighth	601	740	574	714	722
Ninth	12	10	12	15	12
Tenth	8	4	0	8	6
Eleventh ^b	-	-	-	6	12
Total	876	987	798	959	916

	Criminal Appeals Filed				
	2013	2014	2015	2016	2017
First	27	35	40	27	146
Second	203	191	199	161	164
Third	9	9	7	11	8
Fourth	17	22	22	17	19
Fifth	44	26	48	40	31
Sixth	28	16	11	9	21
Seventh	32	32	25	15	28
Eighth	645	718	695	662	775
Ninth	5	9	6	4	9
Tenth	13	9	5	7	9
Eleventh ^b	-	-	-	5	22
Total	1,023	1,067	1,058	958	1,232

	Total Appeals Filed				
	2013	2014	2015	2016	2017
First	85	71	73	81	179
Second	349	320	316	286	257
Third	13	20	15	23	19
Fourth	23	26	27	20	21
Fifth	54	39	64	53	42
Sixth	44	45	36	10	22
Seventh	47	43	33	23	41
Eighth	1,246	1,458	1,269	1,376	1,497
Ninth	17	19	18	19	21
Tenth	21	13	5	15	15
Eleventh ^b	-	-	-	11	34
Total ^c	1,899	2,054	1,856	1,917	2,148

^a Family and juvenile cases are included in civil appeals.

^b The Eleventh Judicial District was created from the Fifth and Sixth Judicial Districts in July 2015.

^c Total may not equal appeals in Table 2 due to appeals filed not associated with specific judicial districts.

Source: Nevada Supreme Court Clerk's Office.

FILINGS PER JUDICIAL POSITION

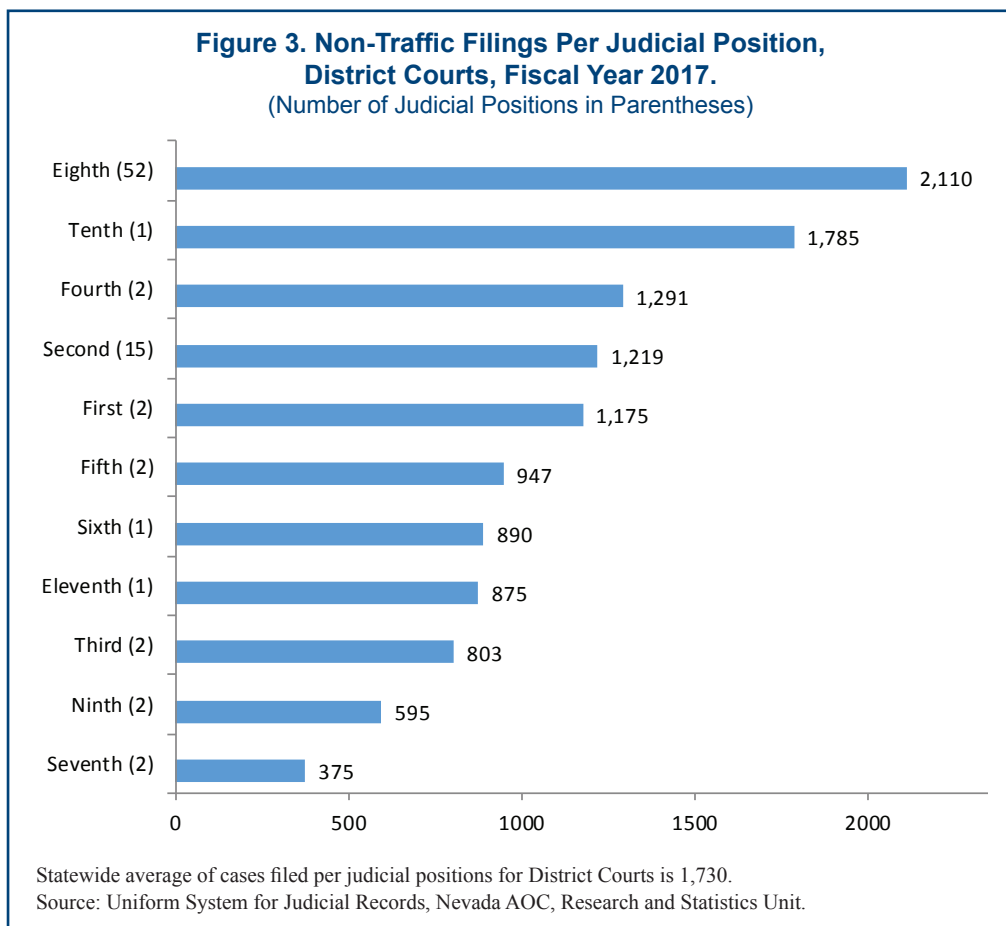
Figures 3, 4, and 5 show the number of non-traffic filings per judge in Nevada trial courts. Traffic filings were not included in these determinations because traffic matters may be resolved by payment of fines and preclude judicial involvement.

Figure 3 shows the non-traffic filings per judge for District Courts. The Eighth Judicial District with 52 judges had the largest number of filings per judge at 2,110, followed by the Tenth Judicial District with a single judge at 1,785. The Second Judicial District, representing Washoe County, saw 1,219 filings per judge. The First, Fifth, Seventh, and Eleventh Judicial Districts encompass multiple counties and require a judge to travel nearly one full day each week¹ to serve Nevada’s rural communities. The average number of non-traffic filings per judge in District Court was 1,730.

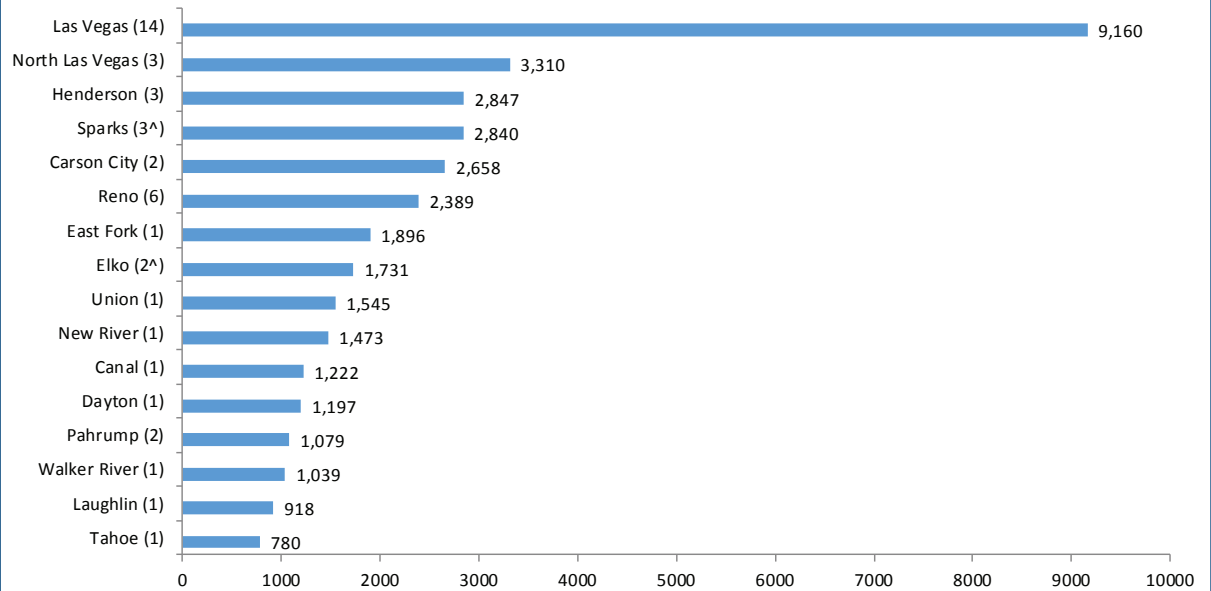
Figure 4 presents the non-traffic filings per judge for Nevada’s Justice Courts. The Las Vegas Justice Court had the largest number of filings per judge at 9,160, more than double the number of filings per judge of the next closest court, North Las Vegas Justice Court with 3,310 filings per judge. The average number of non-traffic filings per judge in Justice Court was 2,942.

Figure 5 shows the number of non-traffic filings per Municipal Court. The Las Vegas Municipal Court saw the largest number of filings per judge at 4,121, while North Las Vegas and Reno Justice Courts saw 3,272 and 2,163, respectively. The average number of non-traffic filings per municipal court judge was 1,758.

¹ Steele, S., Jessup, H., and Townsend, K., 2017, *Rural District Court Judicial Travel in Nevada, Fiscal Years 2011-16*: Supreme Court of Nevada, Administrative Office of the Courts, Research and Statistics Unit, 6 p.



**Figure 4. Non-Traffic Filings Per Judicial Position,
Justice Courts, Fiscal Year 2017.**
(Number of Judicial Positions in Parentheses)



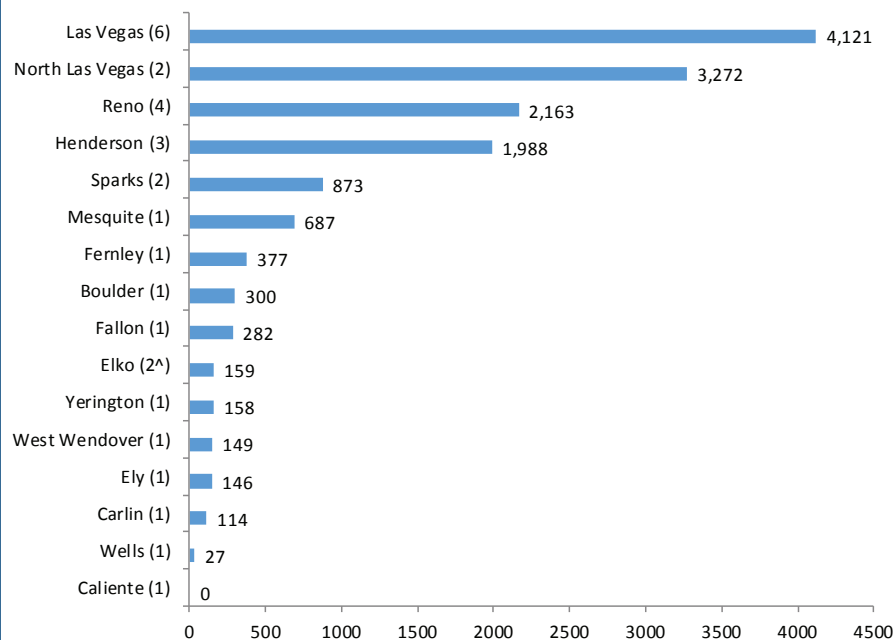
^ Total judges at fiscal year end. Calculations adjusted, based on start date of new judges on January 1, 2017.

Statewide average of cases filed per judicial positions for Justice Courts is 2,942.

Source: Uniform System for Judicial Records, Nevada AOC, Research and Statistics Unit.

Hawthorne (1)	753	Tonopah (1)	310	Eureka (1)	85
Lake (1)	649	Virginia City (1)	239	Pahrnanagat Valley (1)	77
Ely (1)	586	Wells (1)	218	Moapa (1)	73
Incline Village (1)	424	Eastline (1)	198	Searchlight (1)	72
Mesquite (1)	385	Meadow Valley (1)	165	Wadsworth (1)	71
Argenta (1)	382	Moapa Valley (1)	160	Bunkerville (1)	29
Boulder (1)	380	Beatty (1)	145	Austin (1)	19
Goodsprings (1)	340	Carlin (1)	130	Esmeralda (1)	17

**Figure 5. Non-Traffic Filings Per Judicial Position,
Municipal Courts, Fiscal Year 2017.**
(Number of Judicial Positions in Parentheses)



^ Total judges at fiscal year end. Calculations adjusted, based on start date of new judges on January 1, 2017.

Statewide average of cases filed per judicial positions for Municipal Courts is 1,758.

Source: Uniform System for Judicial Records, Nevada AOC, Research and Statistics Unit.

FIRST JUDICIAL DISTRICT CASELOAD FILINGS AND DISPOSITIONS Fiscal Year 2017 ^a

Court	Criminal Filings ^b	Civil Filings	Family Filings ^c	Juvenile Filings ^c	Total Filings	Total Disposed	Traffic and Parking	
							Filings ^d	Disposed ^d
Carson City District Court	405	517	1,198	182	2,302	1,868	243	190
Storey County District Court	5	28	13	2	48	42	7	5
Carson City Justice Court ^f	2,437	2,878	-	-	5,315	4,813 ^g	8,977	8,824
Virginia City Justice Court	150	89	-	-	239	177	999	966
TOTAL	2,997	3,512	1,211	184	7,904	6,900	10,226	9,985

- ^a Caseload statistics include reopened cases.
- ^b Criminal includes felony, gross misdemeanor, non-traffic misdemeanor, and criminal appeal (District Court only) filings and are counted by defendant.
- ^c Family and juvenile case types only heard in District Courts.
- ^d Traffic and parking include juvenile traffic statistics.
- ^f Carson City Justice Court includes municipal court information.
- ^g Includes administrative case closures.

1ST JUDICIAL DISTRICT

Carson City Storey County

District Court Judges
James Todd Russell
James Wilson, Jr.



Justice Court Judges
Carson City
Tom Armstrong
John Tatro
Virginia City
Eileen Herrington

Municipal Court Judges
Carson City
Tom Armstrong
John Tatro

In the First Judicial District, there were 7,904 non-traffic cases filed during fiscal year 2017. Of those, almost 38 percent were criminal cases, less than 45 percent were civil cases, more than 15 percent were family cases, and more than 2 percent were juvenile cases. There were 6,900 non-traffic cases disposed during the fiscal year. The disposition rate for all non-traffic cases was 87 percent.

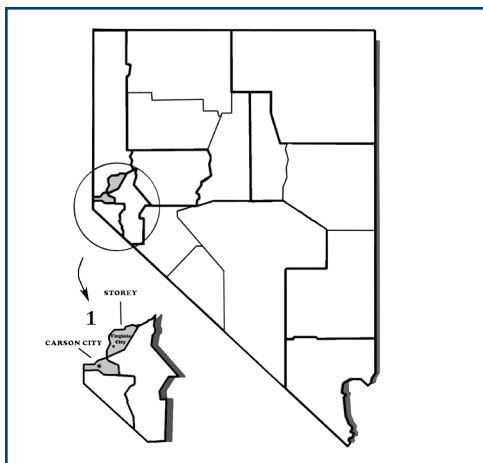
The courts in the First Judicial District also reported 10,226 filings and 9,985 dispositions for traffic and parking cases. Most traffic cases are handled by the Justice Courts. Traffic cases filed in District Courts are only those filed against juveniles. The disposition rate for all traffic cases was 98 percent.

The 10-year trends of the total non-traffic filings and dispositions of all the courts in the First Judicial District, by jurisdiction, are shown in the chart below.



FIRST JUDICIAL DISTRICT DISPOSITION RATES Fiscal Year 2017

Court	Criminal	Civil	Family	Juvenile	Non-Traffic	Traffic
Carson City District Court	65%	74%	94%	54%	81%	78%
Storey County District Court	20%	89%	123%	0%	88%	71%
Carson City Justice Court	63%	114%	-	-	91%	98%
Virginia City Justice Court	88%	51%	-	-	74%	97%

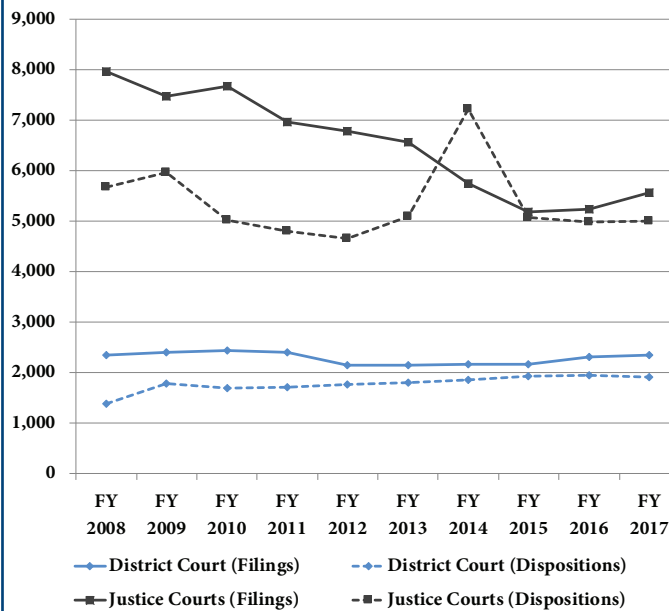


District Demographics

Population: 59,225 ^a
 Geographic Size: 408 sq. mi. ^b
 Population Density: 145/sq. mi.
 Most Populous Township: Carson City

^a Source: Nevada State Demographer
^b Source: U.S. Census Bureau

FIRST JUDICIAL DISTRICT NON-TRAFFIC FILINGS AND DISPOSITIONS Fiscal Years 2008-17



2ND JUDICIAL DISTRICT

Washoe County

District Court Judges


Barry Breslow
 Frances Doherty
 Kathleen Drakulich
 Patrick Flanagan
 Scott Freeman
 David Hardy
 David Humke
 Cynthia Lu
 Jerome Polaha
 Bridget Robb
 Elliott Sattler
 Lynne Simons
 Connie Steinheimer
 Egan Walker
 Chuck Weller

Justice Court Judges

Incline Village
 E. Alan Tiras
Reno
 David Clifton
 Pierre A. Hascheff
 Patricia Lynch
 Scott Pearson
 Pete Sferrazza
 Ryan Sullivan
Sparks
 Kevin Higgins
 Jessica Longley
 Chris Wilson
Wadsworth
 Terry Graham

Municipal Court Judges

Reno
 Gene Drakulich
 Dorothy Nash Holmes
 Shelley O'Neill
 Tammy Riggs
Sparks
 Barbara McCarthy
 Jim Spoo



SECOND JUDICIAL DISTRICT CASELOAD FILINGS AND DISPOSITIONS Fiscal Year 2017 ^a

Court	Criminal Filings ^b	Civil Filings	Family Filings ^c	Juvenile Filings ^c	Total Filings	Total Disposed	Traffic and Parking Filings ^d	Traffic and Parking Disposed ^d
Washoe County District Court	3,096	3,351	10,411	1,420 ^f	18,278 ^f	15,454	1,140	1,166
Incline Village Justice Court	243	181	-	-	424	416	1,839	1,632
Reno Justice Court	5,906	8,428	-	-	14,334	13,147	21,370	20,333
Sparks Justice Court	2,918	4,183	-	-	7,101	8,858 ^g	8,559	7,912
Wadsworth Justice Court	60	11	-	-	71	100 ^g	2,481	2,683
Reno Municipal Court	8,509	142	-	-	8,651	7,689	9,479	9,655
Sparks Municipal Court	1,713 ^f	33	-	-	1,746 ^f	2,137	4,144 ^f	4,232
TOTAL	22,445	16,329	10,411	1,420	50,605	47,801	49,012	47,613

^a Caseload statistics include reopened cases.
^b Criminal includes felony, gross misdemeanor, non-traffic misdemeanor, and criminal appeal (District Court only) filings and are counted by defendant.
^c Family and juvenile case types only heard in District Courts.
^d Traffic and parking include juvenile traffic statistics.
^f Reopened cases under-reported.
^g Includes administrative case closures.

In the Second Judicial District, there were 50,605 non-traffic cases filed during fiscal year 2017. Of those, more than 44 percent were criminal cases, 32 percent were civil cases, more than 21 percent were family cases, and less than 3 percent were juvenile cases. There were 47,801 non-traffic cases disposed during the fiscal year. The disposition rate for all non-traffic cases was 94 percent.

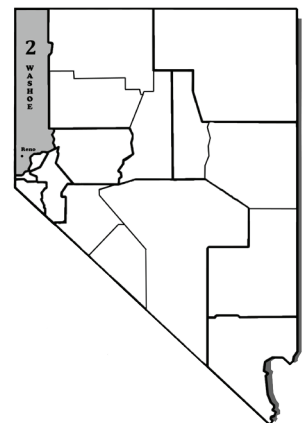
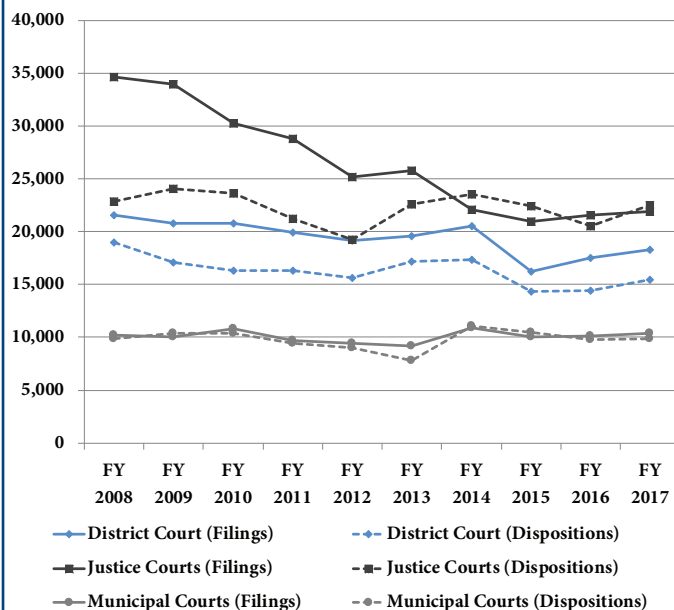
The courts of the Second Judicial District also reported 49,012 filings and 47,613 dispositions for traffic and parking cases. Most traffic cases are handled by the Justice Courts. Traffic cases filed in District Courts are only those filed against juveniles. The disposition rate for all traffic cases was 97 percent.

The 10-year trends of the total non-traffic filings and dispositions of all the courts in the Second Judicial District, by jurisdiction, are shown in the chart below.

SECOND JUDICIAL DISTRICT DISPOSITION RATES Fiscal Year 2017

Court	Criminal	Civil	Family	Juvenile	Non-Traffic	Traffic
Washoe County District Court	71%	93%	86%	80%	85%	102%
Incline Village Justice Court	95%	102%	-	-	98%	89%
Reno Justice Court	105%	82%	-	-	92%	95%
Sparks Justice Court	100%	142%	-	-	125%	92%
Wadsworth Justice Court	128%	209%	-	-	141%	108%
Reno Municipal Court	89%	96%	-	-	89%	102%
Sparks Municipal Court	124%	61%	-	-	122%	102%

SECOND JUDICIAL DISTRICT NON-TRAFFIC FILINGS AND DISPOSITIONS Fiscal Years 2008-17



District Demographics

Population: 448,316 ^a
 Geographic Size: 6,302 sq. mi. ^b
 Population Density: 71/sq. mi.
 Most Populous Township: Reno

^a Source: Nevada State Demographer
^b Source: U.S. Census Bureau

3RD JUDICIAL DISTRICT

Lyon County

District Court Judges
Leon Aberasturi
John Schlegelmilch

Justice Court Judges
Canal
Robert J. Bennett
Dayton
Camille Vecchiarelli
Walker River
Michael Fletcher

Municipal Court Judges
Fernley
Lori Matheus
Yerington
Cheri Emm-Smith



THIRD JUDICIAL DISTRICT CASELOAD FILINGS AND DISPOSITIONS Fiscal Year 2017 ^a

Court	Criminal Filings ^b	Civil Filings	Family Filings ^c	Juvenile Filings ^c	Total Filings	Total Disposed	Traffic and Parking Filings ^d	Traffic and Parking Disposed ^d
Lyon County District Court	332	277	736	261	1,606	1,784 ^f	195	188
Canal Justice Court	350	872	-	-	1,222	1,263	1,227	1,123
Dayton Justice Court	383	814	-	-	1,197	1,109	2,930	2,566
Walker River Justice Court	513	526	-	-	1,039	1,022	1,543	1,336
Fernley Municipal Court	377	0	-	-	377	335	2,137	1,964
Yerington Municipal Court	158	0	-	-	158	133	136	92
TOTAL	2,113	2,489	736	261	5,599	5,646	8,168	7,269

^a Caseload statistics include reopened cases.

^b Criminal includes felony, gross misdemeanor, non-traffic misdemeanor, and criminal appeal (District Court only) filings and are counted by defendant.

^c Family and juvenile case types only heard in District Courts.

^d Traffic and parking include juvenile traffic statistics.

^f Includes administrative case closures.

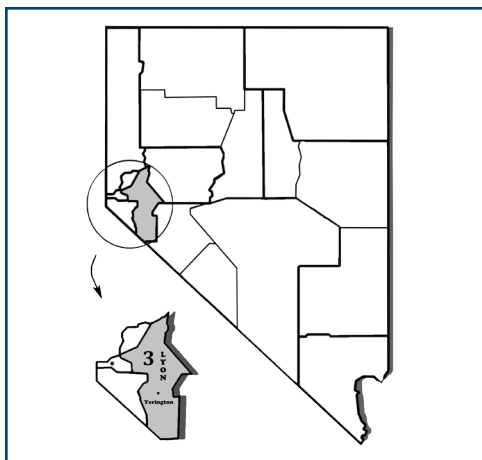
In the Third Judicial District, there were 5,599 non-traffic cases filed during fiscal year 2017. Of those, less than 38 percent were criminal cases, more than 44 percent were civil cases, 13 percent were family cases, and less than 5 percent were juvenile cases. There were 5,646 non-traffic cases disposed during the fiscal year. The disposition rate for all non-traffic cases was 101 percent.

The courts in the Third Judicial District also reported 8,168 filings and 7,269 dispositions for traffic and parking cases. Most traffic cases are handled by the Justice Courts. Traffic cases filed in District Courts are only those filed against juveniles. The disposition rate for all traffic cases was 89 percent.

The 10-year trends of the total non-traffic filings and dispositions of all the courts in the Third Judicial District, by jurisdiction, are shown in the chart below.

THIRD JUDICIAL DISTRICT DISPOSITION RATES Fiscal Year 2017

Court	Criminal	Civil	Family	Juvenile	Non-Traffic	Traffic
Lyon County District Court	91%	128%	121%	91%	111%	96%
Canal Justice Court	98%	105%	-	-	103%	92%
Dayton Justice Court	95%	91%	-	-	93%	88%
Walker River Justice Court	101%	96%	-	-	98%	87%
Fernley Municipal Court	89%	-	-	-	89%	92%
Yerington Municipal Court	84%	-	-	-	84%	68%



District Demographics

Population: 53,644 ^a

Geographic Size: 2,001 sq. mi. ^b

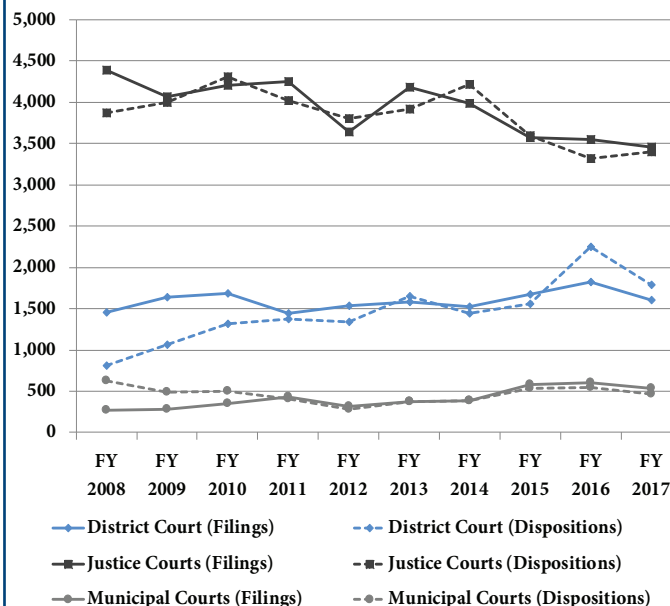
Population Density: 27/sq. mi.

Most Populous Township: Dayton

^a Source: Nevada State Demographer

^b Source: U.S. Census Bureau

THIRD JUDICIAL DISTRICT NON-TRAFFIC FILINGS AND DISPOSITIONS Fiscal Years 2008-17



4TH JUDICIAL DISTRICT

Elko County

District Court Judges

Alvin Kacin
Nancy Porter

Justice Court Judges

Carlin
Teri Feasel

Eastline
Brian Boatman

Elko
Elias Goicoechea
Mason Simons

Wells
Patricia Calton


Municipal Court Judges

Carlin
Teri Feasel

Elko
Elias Goicoechea
Mason Simons

Wells
Patricia Calton

West Wendover
Brian Boatman



FOURTH JUDICIAL DISTRICT CASELOAD FILINGS AND DISPOSITIONS Fiscal Year 2017 ^a

Court	Criminal Filings ^b	Civil Filings	Family Filings ^c	Juvenile Filings ^c	Total Filings	Total Disposed	Traffic and Parking Filings ^d	Traffic and Parking Disposed ^d
Elko County District Court	534	319	1,312	417	2,582	2,523	210	208
Carlin Justice Court	80	50	-	-	130	132	365	401
Eastline Justice Court	104	94	-	-	198	163	666	598
Elko Justice Court	1,491	1,105	-	-	2,596	2,770 ^g	4,763	4,448
Wells Justice Court	182 ^f	36 ^f	-	-	218 ^f	178 ^g	4,419 ^f	4,267
Carlin Municipal Court	114	0	-	-	114	96	99	122
Elko Municipal Court	238	0	-	-	238	218	416	357
Wells Municipal Court	27 ^f	0 ^f	-	-	27 ^f	3	178 ^f	168
W. Wendover Municipal Court	149	0	-	-	149	126	758	751
TOTAL	2,919	1,604	1,312	417	6,252	6,209	11,874	11,320

^a Caseload statistics include reopened cases.
^b Criminal includes felony, gross misdemeanor, non-traffic misdemeanor, and criminal appeal (District Court only) filings and are counted by defendant.
^c Family and juvenile case types only heard in District Courts.
^d Traffic and parking include juvenile traffic statistics.
^f Reopened cases not reported.
^g Includes administrative case closures.

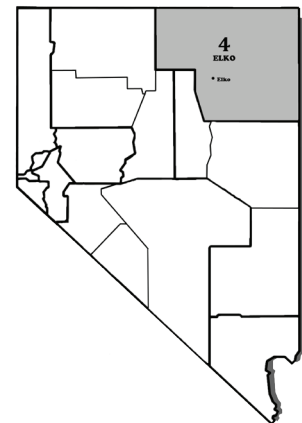
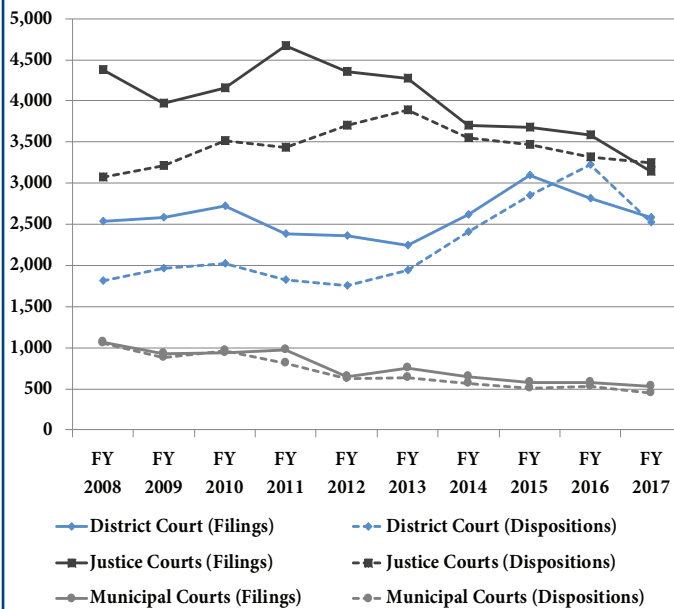
In the Fourth Judicial District, there were 6,252 non-traffic cases filed during fiscal year 2017. Of those, less than 47 percent were criminal cases, more than 25 percent were civil cases, 21 percent were family cases, and less than 7 percent were juvenile cases. There were 6,209 non-traffic cases disposed during the fiscal year, with a disposition rate of 99 percent. The courts in the Fourth Judicial District also reported 11,874 filings and 11,320 dispositions for traffic and parking cases, with a disposition rate of 99 percent. Traffic cases filed in District Courts are only those filed against juveniles.

The 10-year trends for total non-traffic filings and dispositions are shown in the chart below.

FOURTH JUDICIAL DISTRICT DISPOSITION RATES Fiscal Year 2017

Court	Criminal	Civil	Family	Juvenile	Non-Traffic	Traffic
Elko County District Court	104%	83%	96%	106%	98%	99%
Carlin Justice Court	94%	114%	-	-	102%	110%
Eastline Justice Court	82%	83%	-	-	82%	90%
Elko Justice Court	88%	132%	-	-	107%	93%
Wells Justice Court	55%	214%	-	-	82%	97%
Carlin Municipal Court	84%	-	-	-	84%	123%
Elko Municipal Court	92%	-	-	-	92%	86%
Wells Municipal Court	11%	-	-	-	11%	94%
W. Wendover Municipal Court	85%	-	-	-	85%	99%

FOURTH JUDICIAL DISTRICT NON-TRAFFIC FILINGS AND DISPOSITIONS Fiscal Years 2008-17



District Demographics

Population: 53,997 ^a
 Geographic Size: 17,170 sq. mi. ^b
 Population Density: 3/sq. mi.
 Most Populous Township: Elko

^a Source: Nevada State Demographer
^b Source: U.S. Census Bureau

FIFTH JUDICIAL DISTRICT CASELOAD FILINGS AND DISPOSITIONS Fiscal Year 2017 ^a

Court	Criminal Filings ^b	Civil Filings	Family Filings ^c	Juvenile Filings ^c	Total Filings	Total Disposed	Traffic and Parking	
							Filings ^d	Disposed ^d
Esmeralda County District Court	0	32	3	5	40	12	6	3
Nye County District Court	364	496	650	344	1,854	1,404	80	27
Beatty Justice Court ^f	87	58	-	-	145	143	1,315	1,383
Esmeralda Justice Court	13	4	-	-	17	5	3,964	3,942
Pahrump Justice Court ^f	1,375	782	-	-	2,157	2,271	4,011	4,307
Tonopah Justice Court	230	80	-	-	310	250	4,438	3,863
TOTAL	2,069	1,452	653	349	4,523	4,085	13,814	13,525

- ^a Caseload statistics include reopened cases.
- ^b Criminal includes felony, gross misdemeanor, non-traffic misdemeanor, and criminal appeal (District Court only) filings and are counted by defendant.
- ^c Family and juvenile case types only heard in District Courts.
- ^d Traffic and parking include juvenile traffic statistics.
- ^f The Beatty Township Justice of the Peace served as judge in both the Beatty and Pahrump Townships during fiscal year 2017.

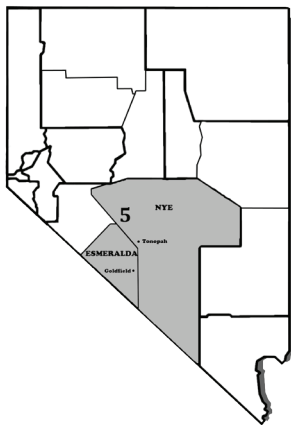
In the Fifth Judicial District, there were 4,523 non-traffic cases filed during fiscal year 2017. Of those, less than 46 percent were criminal cases, 32 percent were civil cases, more than 14 percent were family cases, and less than 8 percent were juvenile cases. There were 4,085 non-traffic cases disposed during the fiscal year. The disposition rate for all non-traffic cases was 90 percent.

The courts in the Fifth Judicial District also reported 13,814 filings and 13,525 dispositions for traffic and parking cases. Most traffic cases are handled by the Justice Courts. Traffic cases filed in District Courts are only those filed against juveniles. The disposition rate for all traffic cases was 98 percent.

The 10-year trends of the total non-traffic filings and dispositions of all the courts in the Fifth Judicial District, by jurisdiction, are shown in the chart below.

FIFTH JUDICIAL DISTRICT DISPOSITION RATES Fiscal Year 2017

Court	Criminal	Civil	Family	Juvenile	Non-Traffic	Traffic
Esmeralda County DC	-	19%	0%	0%	30%	50%
Nye County District Court	99%	59%	75%	75%	76%	34%
Beatty Justice Court	116%	72%	-	-	99%	105%
Esmeralda Justice Court	15%	75%	-	-	29%	99%
Pahrump Justice Court	112%	94%	-	-	105%	107%
Tonopah Justice Court	79%	86%	-	-	81%	87%

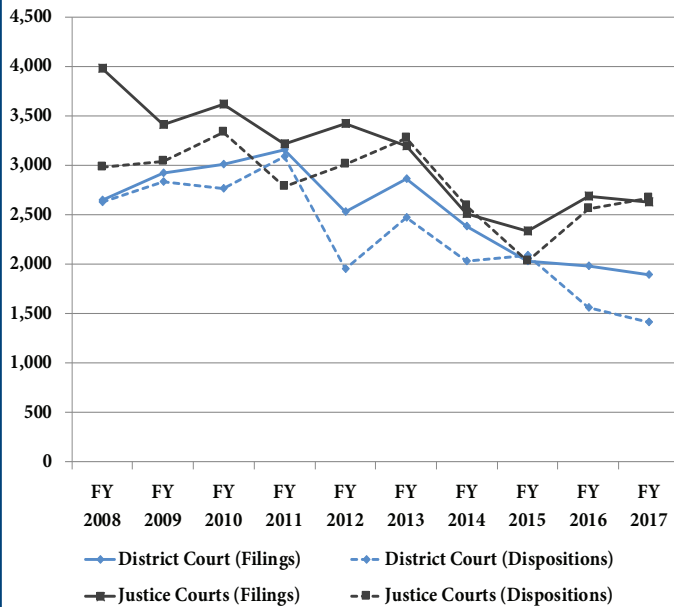


District Demographics

Population: 46,701 ^a
 Geographic Size: 21,764 sq. mi. ^b
 Population Density: 2/sq. mi.
 Most Populous Township: Pahrump

^a Source: Nevada State Demographer
^b Source: U.S. Census Bureau

FIFTH JUDICIAL DISTRICT NON-TRAFFIC FILINGS AND DISPOSITIONS Fiscal Years 2008-17





5TH JUDICIAL DISTRICT

**Esmeralda County
Nye County**

District Court Judges
 Robert Lane
 Kimberly Wanker

Justice Court Judges
Beatty
 Gus Sullivan
Esmeralda
 Juanita Colvin
Pahrump
 Kent Jasperson
 Gus Sullivan
Tonopah
 Jennifer Klapper




6TH JUDICIAL DISTRICT

Humboldt County

District Court Judges
Michael Montero

Justice Court Judges
Union
Letty Norcutt



SIXTH JUDICIAL DISTRICT CASELOAD FILINGS AND DISPOSITIONS Fiscal Year 2017 ^a

Court	Criminal Filings ^b	Civil Filings	Family Filings ^c	Juvenile Filings ^c	Total Filings	Total Disposed	Traffic and Parking Filings ^d	Traffic and Parking Disposed ^d
Humboldt County District Court	125	208	437	120	890	1,188 ^f	104	121
Union Justice Court	923	622	-	-	1,545	1,511	7,173	6,468
TOTAL	1,048	830	437	120	2,435	2,699	7,277	6,589

- ^a Caseload statistics include reopened cases.
- ^b Criminal includes felony, gross misdemeanor, non-traffic misdemeanor, and criminal appeal (District Court only) filings and are counted by defendant.
- ^c Family and juvenile case types only heard in District Courts.
- ^d Traffic and parking include juvenile traffic statistics.
- ^f Includes administrative case closures.

In the Sixth Judicial District, there were 2,435 non-traffic cases filed during fiscal year 2017. Of those, 43 percent were criminal cases, 34 percent were civil cases, almost 18 percent were family cases, and almost 5 percent were juvenile cases. There were 2,699 non-traffic cases disposed during the fiscal year. The disposition rate for all non-traffic cases was 111 percent.

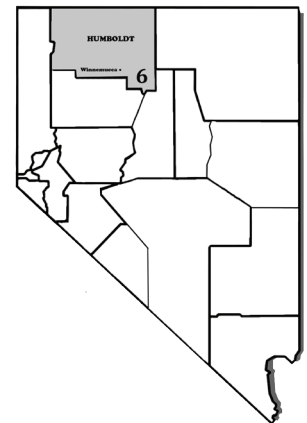
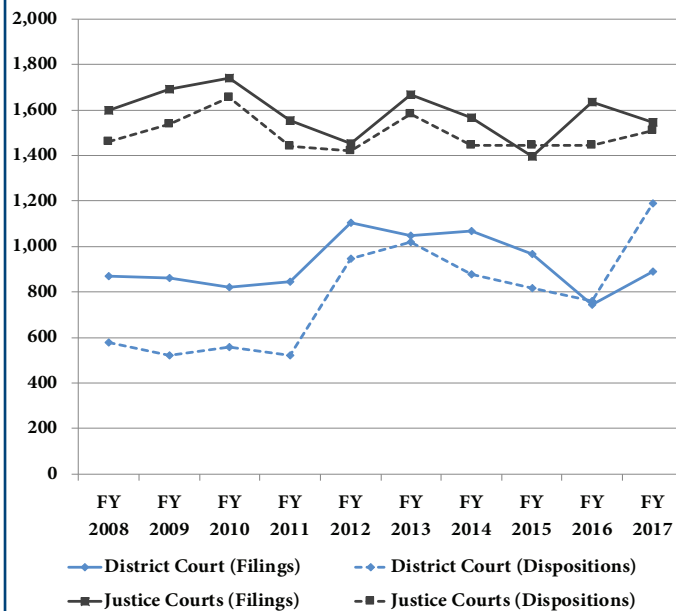
The courts in the Sixth Judicial District also reported 7,277 filings and 6,589 dispositions for traffic and parking cases. Most traffic cases are handled by the Justice Courts. Traffic cases filed in District Courts are only those filed against juveniles. The disposition rate for all traffic cases was 91 percent.

The 10-year trends of the total non-traffic filings and dispositions of all the courts in the Sixth Judicial District, by jurisdiction, are shown in the chart below.

SIXTH JUDICIAL DISTRICT DISPOSITION RATES Fiscal Year 2017

Court	Criminal	Civil	Family	Juvenile	Non-Traffic	Traffic
Humboldt County DC	105%	106%	143%	177%	133%	116%
Union Justice Court	101%	92%	-	-	98%	90%

SIXTH JUDICIAL DISTRICT NON-TRAFFIC FILINGS AND DISPOSITIONS Fiscal Years 2008-17



District Demographics

Population: 16,853 ^a
 Geographic Size: 9,641 sq. mi. ^b
 Population Density: 2/sq. mi.
 Most Populous Township: Union

^a Source: Nevada State Demographer
^b Source: U.S. Census Bureau

SEVENTH JUDICIAL DISTRICT CASELOAD FILINGS AND DISPOSITIONS Fiscal Year 2017 ^a

Court	Criminal Filings ^b	Civil Filings	Family Filings ^c	Juvenile Filings ^c	Total Filings	Total Disposed	Traffic and Parking Filings ^c	Traffic and Parking Disposed ^d
Eureka County District Court	9	8	10	5	32	31	(d)	(d)
Lincoln County District Court	35	42	38	13	128	99 ^f	(d)	(d)
White Pine County District Court	139	196	164	91	590	581 ^f	(d)	(d)
Ely Justice Court	258	328	-	-	586	526	3,076	2,893
Eureka Justice Court	49	36	-	-	85	94	636	718
Meadow Valley Justice Court	107	58	-	-	165	133	897	866
Pahrnagat Valley Justice Court	68	9	-	-	77	82	2,786	2,759
Caliente Municipal Court	0	0	-	-	0	0	0	0
Ely Municipal Court	144 ^g	2 ^g	-	-	146 ^g	166	329 ^g	386
TOTAL	809	679	212	109	1,809	1,712	7,724	7,622

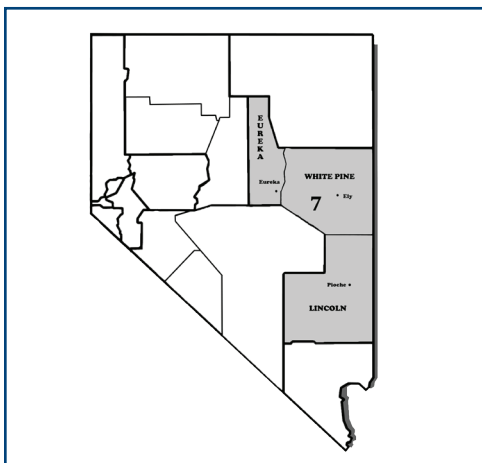
^a Caseload statistics include reopened cases.
^b Criminal includes felony, gross misdemeanor, non-traffic misdemeanor, and criminal appeal (District Court only) filings and are counted by defendant.
^c Family and non-traffic juvenile case types only heard in District Courts. Traffic and parking include juvenile traffic statistics.
^d Juvenile traffic violations handled and reported by Justice Courts.
^f Includes administrative case closures.
^g Reopen counts not reported.

In the Seventh Judicial District, there were 1,809 non-traffic cases filed during fiscal year 2017. Of those, less than 45 percent were criminal cases, more than 37 percent were civil cases, less than 12 percent were family cases, and 6 percent were juvenile cases. There were 1,712 non-traffic cases disposed during the fiscal year. The disposition rate for all non-traffic cases was 95 percent.

The courts of the Seventh Judicial District also reported 7,724 filings and 7,622 dispositions for traffic and parking cases, with a disposition rate of 99 percent.

The 10-year trends for total non-traffic filings and dispositions are shown in the chart below.

SEVENTH JUDICIAL DISTRICT DISPOSITION RATES Fiscal Year 2017						
Court	Criminal	Civil	Family	Juvenile	Non-Traffic	Traffic
Eureka County District Court	122%	100%	100%	40%	97%	-
Lincoln County District Court	140%	38%	50%	115%	77%	-
White Pine County DC	117%	92%	90%	100%	98%	-
Ely Justice Court	104%	79%	-	-	90%	94%
Eureka Justice Court	110%	111%	-	-	111%	113%
Meadow Valley Justice Court	77%	88%	-	-	81%	97%
Pahrnagat Valley JC	106%	111%	-	-	106%	99%
Caliente Municipal Court	-	-	-	-	-	-
Ely Municipal Court	115%	50%	-	-	114%	117%



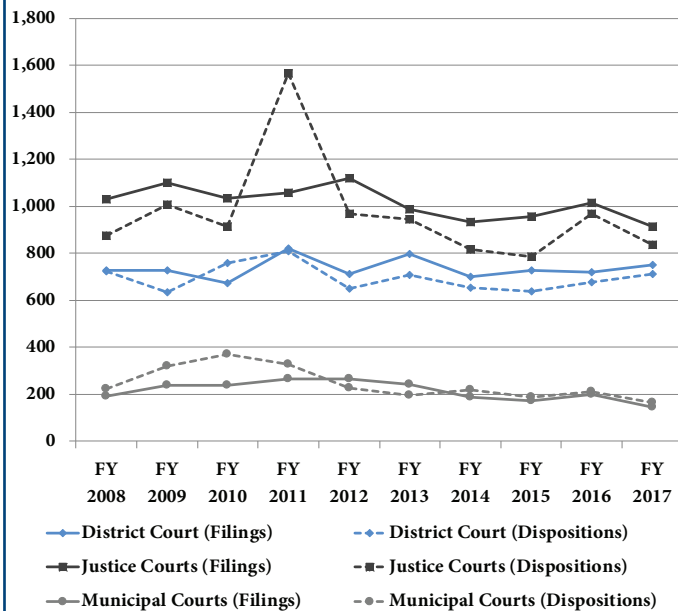
District Demographics

Population: 17,429 ^a
 Geographic Size: 23,685 sq. mi. ^b
 Population Density: <1/sq. mi.
 Most Populous Township: Ely

^a Source: Nevada State Demographer

^b Source: U.S. Census Bureau

SEVENTH JUDICIAL DISTRICT NON-TRAFFIC FILINGS AND DISPOSITIONS Fiscal Years 2008-17




7TH JUDICIAL DISTRICT

**Eureka County
Lincoln County
White Pine County**

District Court Judges
Steven Dobrescu
Gary Fairman

Justice Court Judges
Ely
Stephen Bishop
Eureka
John F. Schwebel
Meadow Valley
Mike D. Cowley
Pahrnagat Valley
Nola A. Holton

Municipal Court Judges
Caliente
Mike D. Cowley
Ely
Michael Coster



8TH JUDICIAL DISTRICT

Clark County

District Court Judges

Valerie Adair
 Nancy Allf
 Mark Bailus
 Rob Bare
 Linda Marie Bell
 Lisa M. Brown
 Rebecca L. Burton
 Elissa Cadish
 Kenneth Cory
 Jim Crockett
 Kathleen Delaney
 Mark Denton
 Bryce Duckworth
 Kerry Earley
 Jennifer Elliott
 Carolyn Ellsworth
 Adriana Escobar
 Denise L. Gentile
 Cynthia N. Giuliani
 Elizabeth Gonzalez
 Joe Hardy, Jr.
 Mathew Harter
 Bill Henderson
 Douglas Herndon
 Charles Hoskin
 Rena G. Hughes
 Ronald J. Israel
 Eric Johnson
 Susan Johnson
 David Jones
 Tierra Jones
 William Kephart
 Joanna Kishner
 Michelle Leavitt
 Linda Marquis
 Stefany Miley
 Cheryl Moss
 Vincent Ochoa
 Sandra Pomrenze
 William Potter
 T. Arthur Ritchie, Jr.
 Richard Scotti
 Douglas Smith
 Cynthia Dianne Steel
 Gloria Sturman
 Frank Sullivan
 Robert Teuton
 Jennifer Togliatti
 Michael Villani
 William Voy
 Jerry Wiese
 Timothy Williams

EIGHTH JUDICIAL DISTRICT CASELOAD FILINGS AND DISPOSITIONS Fiscal Year 2017 ^a

Court	Criminal Filings ^b	Civil Filings	Family Filings ^c	Juvenile Filings ^c	Total Filings	Total Disposed	Traffic and Parking Filings ^d	Disposed ^d
Clark County District Court	12,340	21,936	68,858	6,566	109,700	106,850	(f)	(f)
Boulder Justice Court	88	292	-	-	380	416 ^g	951	1,059
Bunkerville Justice Court	24	5	-	-	29	29	934	950
Goodsprings Justice Court	300	40	-	-	340	340 ^g	7,950	8,643
Henderson Justice Court	2,280	6,261	-	-	8,541	8,196	5,739	5,515
Las Vegas Justice Court	52,286	75,952	-	-	128,238	124,574 ^h	150,504 ^j	144,994 ^h
Laughlin Justice Court	724	194	-	-	918	925	6,850	6,198
Mesquite Justice Court	136	249	-	-	385	432 ^g	0	0
Moapa Justice Court	61	12	-	-	73	76	931	1,010
Moapa Valley Justice Court	112	48	-	-	160	157	628	582
N. Las Vegas Justice Court	2,648	7,283	-	-	9,931	8,791	868	986
Searchlight Justice Court	49	23	-	-	72	45	2,514	2,653
Boulder Municipal Court	293	7	-	-	300	307	2,145	2,165
Henderson Municipal Court	5,790	173	-	-	5,963	5,726	18,679	19,619
Las Vegas Municipal Court	21,522	3,205 ^k	-	-	24,727 ^k	24,234	64,225	62,423
Mesquite Municipal Court	681	6	-	-	687	544	1,258	1,000
N. Las Vegas Municipal Court	6,255	288	-	-	6,543	5,132	17,408	16,048
TOTAL	105,589	115,974	68,858	6,566	296,987	286,774	281,584	273,845


^a Caseload statistics include reopened cases.
^b Criminal includes felony, gross misdemeanor, non-traffic misdemeanor, and criminal appeal (District Court only) filings and are counted by defendant.
^c Family and juvenile case types only heard in District Courts.
^d Traffic and parking include juvenile traffic statistics.
^f Juvenile traffic violations handled and reported by Justice Courts.
^g Includes administrative case closures.
^h Reported dispositions exclude 7,125 and 179 administrative closures of older criminal and traffic cases, respectively. To provide a better representation of current cases addressed by the court this fiscal year, these administrative closures were omitted from this table but are noted here for general information.
^j Reopen cases not reported for juvenile traffic.
^k Reopen counts not reported for civil cases.

In the Eighth Judicial District, there were 296,987 non-traffic cases filed during fiscal year 2017. Of those, less than 36 percent were criminal cases, 39 percent were civil cases, 23 percent were family cases, and 2 percent were juvenile cases. There were 286,774 non-traffic cases disposed during the fiscal year. The disposition rate for all non-traffic cases was 97 percent.

The courts in the Eighth Judicial District also reported 281,584 filings and 273,845 dispositions for traffic and parking cases. Most traffic cases are handled by the Justice Courts. The disposition rate for all traffic cases was 97 percent.

EIGHTH JUDICIAL DISTRICT DISPOSITION RATES Fiscal Year 2017

Court	Criminal	Civil	Family	Juvenile	Non-Traffic	Traffic
Clark County District Court	100%	109%	94%	96%	97%	-
Boulder Justice Court	155%	96%	-	-	109%	111%
Bunkerville Justice Court	108%	60%	-	-	100%	102%
Goodsprings Justice Court	96%	130%	-	-	100%	109%
Henderson Justice Court	107%	92%	-	-	96%	96%
Las Vegas Justice Court	88%	103%	-	-	97%	96%
Laughlin Justice Court	106%	81%	-	-	101%	90%
Mesquite Justice Court	145%	94%	-	-	112%	-
Moapa Justice Court	111%	67%	-	-	104%	108%
Moapa Valley Justice Court	102%	90%	-	-	98%	93%
N. Las Vegas Justice Court	104%	83%	-	-	89%	114%
Searchlight Justice Court	63%	61%	-	-	63%	106%
Boulder Municipal Court	105%	0%	-	-	102%	101%
Henderson Municipal Court	96%	92%	-	-	96%	105%
Las Vegas Municipal Court	99%	90%	-	-	98%	97%
Mesquite Municipal Court	80%	33%	-	-	79%	79%
N. Las Vegas Municipal Court	79%	72%	-	-	78%	92%



Regional Justice Center

8TH JUDICIAL DISTRICT

Justice Court Judges

- Boulder**
Victor L. Miller
- Bunkerville**
Darryll B. Dodenbier
- Goodsprings**
Dawn L. Haviland
- Henderson**
Samuel Bateman
Stephen George
David Gibson, Sr.
- Las Vegas**
Melanie Andress-Tobiasson
Suzan Baucum
Karen Bennett
Joe Bonaventure
Amy Chelini
Cynthia Cruz
Eric A. Goodman
Rebecca Kern
Harmony Letizia
Deborah J. Lippis
Melissa Saragosa
Joseph Sciscento
Diana L. Sullivan
Ann E. Zimmerman
- Laughlin**
Tim Atkins
- Mesquite**
Ryan W. Toone
- Moapa**
Ruth Kolhoss
- Moapa Valley**
D. Lanny Waite
- North Las Vegas**
Kalani Hoo
Chris Lee
Natalie Tyrrell
- Searchlight**
Richard Hill

Municipal Court Judges

- Boulder City**
Victor L. Miller
- Henderson**
Rodney T. Burr
Douglas Hedger
Mark Stevens
- Las Vegas**
Heidi Almase
Bert Brown
Martin Hastings
Cedric Kerns
Cynthia Leung
Susan Roger
- Mesquite**
Ryan W. Toone
- North Las Vegas**
Sean Hoeffgen
Catherine Ramsey

There were 109,700 non-traffic cases filed in the District Court. Of those, 11 percent were criminal cases, 20 percent were civil cases, less than 63 percent were family cases, and 6 percent were juvenile cases. There were 106,850 non-traffic cases disposed. The disposition rate for non-traffic cases was 97 percent.

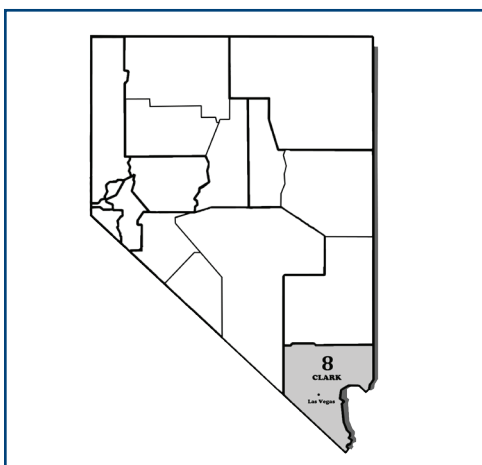
There were 149,067 non-traffic cases filed in all Justice Courts of the Eighth Judicial District. Of those, more than 39 percent were criminal cases and less than 61 percent were civil cases. There were 143,981 non-traffic cases disposed. The disposition rate for non-traffic cases was 97 percent. All the Justice Courts also reported 177,869 filings and 172,590 dispositions for traffic and parking cases. The disposition rate for traffic cases was 97 percent.

There were 38,220 non-traffic cases filed in all Municipal Courts of the Eighth Judicial District. Of those, more than 90 percent were criminal cases and less than 10 percent were civil cases. There were 35,943 non-traffic cases disposed. The disposition rate for non-traffic cases was 94 percent. All the Municipal Courts also reported 103,715 filings and 101,255 dispositions for traffic and parking cases. The disposition rate for traffic cases was 98 percent.

When looking at individual courts, the Las Vegas Justice Court reported a 97 percent disposition rate in non-traffic matters and 96 percent for traffic matters. The North Las Vegas Justice Court reported a 89 percent disposition rate in non-traffic matters, and 114 percent rate for traffic matters. Henderson Justice Court had disposition rates of 96 percent for non-traffic matters and 96 percent for traffic related matters. Goodsprings Justice Court reported 100 percent and 109 percent disposition rates for non-traffic and traffic matters, respectively. Boulder City Justice Court reported a 109 percent disposition rate for non-traffic matters, and had a 111 percent disposition rate for traffic matters. Mesquite Justice Court reported a 112 percent disposition rate for non-traffic matters.

The Las Vegas Municipal Court reported disposition rates of 98 and 97 percent, respectively, for non-traffic and traffic matters. The North Las Vegas Municipal Court reported a 78 percent disposition rate for non-traffic matters and a 92 percent rate for traffic matters. Henderson Municipal Court had disposition rates of 96 percent and 105 percent for non-traffic and traffic matters, respectively. The Boulder City Municipal Court reported disposition rates of 102 percent and 101 percent for non-traffic and traffic matters, respectively. Mesquite Municipal Court reported a 79 percent disposition rate for non-traffic matters, and a 80 percent disposition rate for traffic matters.

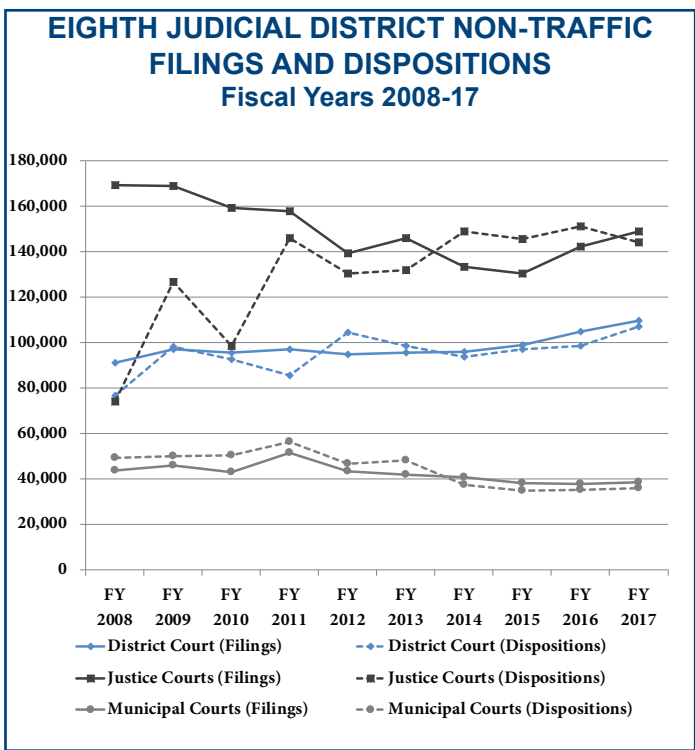
The 10-year trends of the total non-traffic filings and dispositions of all the courts in the Eighth Judicial District, by jurisdiction, are shown in the chart below.



District Demographics

Population: 2,166,181 ^a
 Geographic Size: 7,891 sq. mi. ^b
 Population Density: 275/sq. mi.
 Most Populous Township: Las Vegas

^a Source: Nevada State Demographer
^b Source: U.S. Census Bureau




9TH JUDICIAL DISTRICT

Douglas County

District Court Judges
 Thomas W. Gregory
 Nathan T. Young

Justice Court Judges
East Fork
 Thomas Perkins
Tahoe
 Richard Glasson



Douglas County Courthouse

NINTH JUDICIAL DISTRICT CASELOAD FILINGS AND DISPOSITIONS Fiscal Year 2017 ^a

Court	Criminal Filings ^b	Civil Filings	Family Filings ^c	Juvenile Filings ^c	Total Filings	Total Disposed	Traffic and Parking Filings ^d	Traffic and Parking Disposed ^d
Douglas County District Court	186 ^f	300 ^f	639 ^f	64 ^f	1,189 ^f	1,158	188 ^f	186
East Fork Justice Court	1,139	757	-	-	1,896	1,669	7,240	6,949
Tahoe Justice Court	656	124	-	-	780	730	3,437	3,418
TOTAL	1,981	1,181	639	64	3,865	3,557	10,865	10,553

- ^a Caseload statistics include reopened cases.
- ^b Criminal includes felony, gross misdemeanor, non-traffic misdemeanor, and criminal appeal (District Court only) filings and are counted by defendant.
- ^c Family and juvenile case types only heard in District Courts.
- ^d Traffic and parking include juvenile traffic statistics.
- ^f Reopened cases not reported.

In the Ninth Judicial District, there were 3,865 non-traffic cases filed during fiscal year 2017. Of those, 51 percent were criminal cases, less than 31 percent were civil cases, more than 16 percent were family cases, and less than 2 percent were juvenile cases. There were 3,557 non-traffic cases disposed during the fiscal year. The disposition rate for all non-traffic cases was 92 percent.

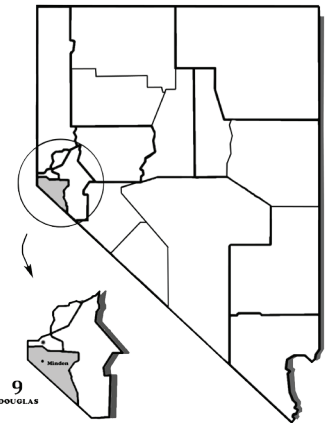
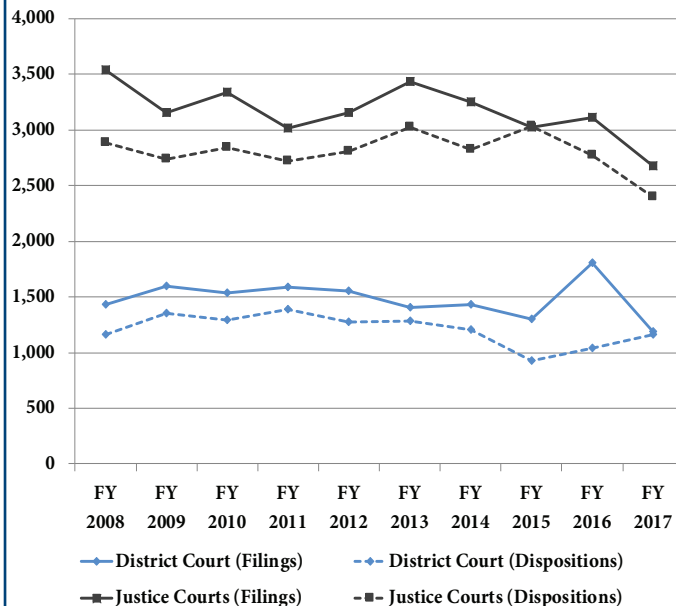
The courts of the Ninth Judicial District also reported 10,865 filings and 10,553 dispositions for traffic and parking cases. Most traffic cases are handled by the Justice Courts. Traffic cases filed in District Courts are only those filed against juveniles. The disposition rate for all traffic cases was 97 percent.

The 10-year trends of the total non-traffic filings and dispositions of all the courts in the Ninth Judicial District, by jurisdiction, are shown in the chart below.

NINTH JUDICIAL DISTRICT DISPOSITION RATES Fiscal Year 2017

Court	Criminal	Civil	Family	Juvenile	Non-Traffic	Traffic
Douglas County District Court	90%	89%	103%	100%	97%	99%
East Fork Justice Court	98%	73%	-	-	88%	96%
Tahoe Justice Court	92%	102%	-	-	94%	99%

NINTH JUDICIAL DISTRICT NON-TRAFFIC FILINGS AND DISPOSITIONS Fiscal Years 2008-17



District Demographics

Population: 48,235 ^a
 Geographic Size: 710 sq. mi. ^b
 Population Density: 68/sq. mi.
 Most Populous Township: East Fork

^a Source: Nevada State Demographer
^b Source: U.S. Census Bureau

TENTH JUDICIAL DISTRICT CASELOAD FILINGS AND DISPOSITIONS Fiscal Year 2017 ^a

Court	Criminal Filings ^b	Civil Filings	Family Filings ^c	Juvenile Filings ^c	Total Filings	Total Disposed	Traffic and Parking	
							Filings ^d	Disposed ^d
Churchill County District Court	243	180	1,020	342	1,785	1,801	95	102
New River Justice Court	736	737	-	-	1,473	1,296	3,915	3,253
Fallon Municipal Court	279	3	-	-	282	247	502	485
TOTAL	1,258	920	1,020	342	3,540	3,344	4,512	3,840

^a Caseload statistics include reopened cases.

^b Criminal includes felony, gross misdemeanor, non-traffic misdemeanor, and criminal appeal (District Court only) filings and are counted by defendant.

^c Family and juvenile case types only heard in District Courts.

^d Traffic and parking include juvenile traffic statistics.

10TH JUDICIAL DISTRICT

Churchill County

District Court Judges
Thomas Stockard

Justice Court Judges
New River
Mike Richards

Municipal Court Judges
Fallon
Mike Lister



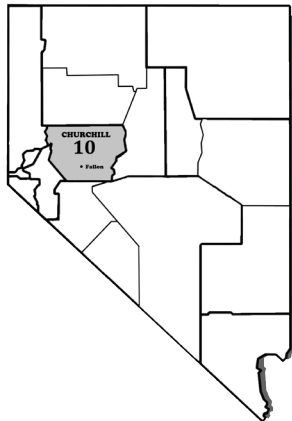
In the Tenth Judicial District, there were 3,540 non-traffic cases filed during fiscal year 2017. Of those, more than 35 percent were criminal cases, 26 percent were civil cases, less than 29 percent were family cases, and less than 10 percent were juvenile cases. There were 3,344 non-traffic cases disposed during the fiscal year. The disposition rate for all non-traffic cases was 94 percent.

The courts in the Tenth Judicial District also reported 4,512 filings and 3,840 dispositions for traffic and parking cases. Most traffic cases are handled by the Justice Courts. Traffic cases filed in District Courts are only those filed against juveniles. The disposition rate for all traffic cases was 85 percent.

The 10-year trends of the total non-traffic filings and dispositions of all the courts in the Tenth Judicial District, by jurisdiction, are shown in the chart below.

TENTH JUDICIAL DISTRICT DISPOSITION RATES Fiscal Year 2017

Court	Criminal	Civil	Family	Juvenile	Non-Traffic	Traffic
Churchill County District Court	100%	102%	101%	99%	101%	107%
New River Justice Court	93%	82%	-	-	88%	83%
Fallon Municipal Court	89%	0%	-	-	88%	97%



District Demographics

Population: 25,266 ^a

Geographic Size: 4,930 sq. mi. ^b

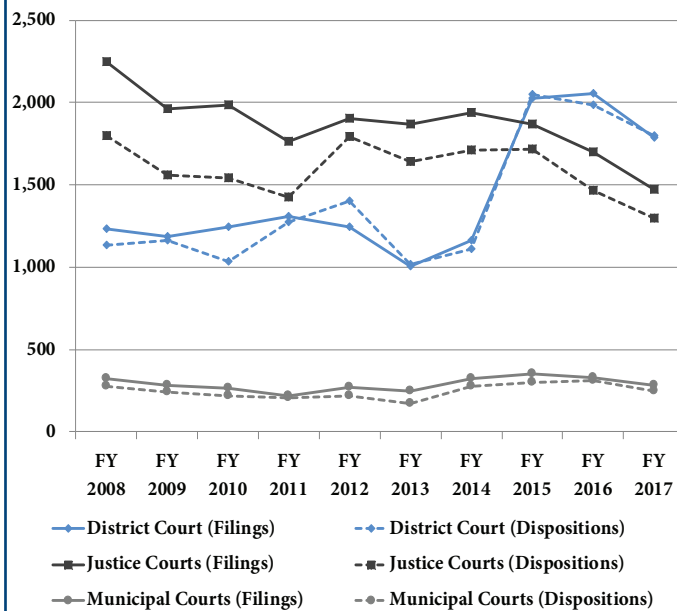
Population Density: 5/sq. mi.

Most Populous Township: New River

^a Source: Nevada State Demographer

^b Source: U.S. Census Bureau

TENTH JUDICIAL DISTRICT NON-TRAFFIC FILINGS AND DISPOSITIONS Fiscal Years 2008-17



11TH JUDICIAL DISTRICT

Lander County
Mineral County
Pershing County

District Court Judges
Jim C. Shirley

Justice Court Judges
Argenta

Max W. Bunch

Austin

William E. Schaeffer

Hawthorne

Jay T. Gunter

Lake

Karen Stephens

ELEVENTH JUDICIAL DISTRICT CASELOAD FILINGS AND DISPOSITIONS Fiscal Year 2017 ^a

Court	Criminal Filings ^b	Civil Filings	Family Filings ^c	Juvenile Filings ^c	Total Filings	Total Disposed	Traffic and Parking Filings ^d	Traffic and Parking Disposed ^d
Lander County District Court	46	53	89	24	212	148	0	1
Mineral County District Court	49	25	75	5	154	148 ^f	0	0
Pershing County District Court	103	93	96	217	509	382	47	50
Argenta Justice Court	213	169	-	-	382	430	1,717	1,829
Austin Justice Court	17	2	-	-	19	24	922	905
Hawthorne Justice Court	615	138	-	-	753	241 ⁱ	8,874	3,294 ⁱ
Lake Justice Court	443	206	-	-	649	599	4,763	3,758
TOTAL	1,486	686	260	246	2,678	1,972	16,323	9,837

^a Caseload statistics include reopened cases.

^b Criminal includes felony, gross misdemeanor, non-traffic misdemeanor, and criminal appeal (District Court only) filings and are counted by defendant.

^c Family and juvenile case types only heard in District Courts.

^d Traffic and parking include juvenile traffic statistics.

^f Includes administrative closures.

ⁱ Incomplete.

In the Eleventh Judicial District, there were 2,678 non-traffic cases filed during fiscal year 2017. Of those, more than 55 percent were criminal cases, less than 26 percent were civil cases, less than 10 percent were family cases, and 9 percent were juvenile cases. There were 1,972 non-traffic cases disposed during the fiscal year. The disposition rate for all non-traffic cases was 74 percent.

The courts in the Eleventh Judicial District also reported 16,323 filings and 9,837 dispositions for traffic and parking cases. Most traffic cases are handled by the Justice Courts. Traffic cases filed in District Courts are only those filed against juveniles. The disposition rate for all traffic cases was 60 percent.


The 10-year trends of the total non-traffic filings and dispositions of all the courts in the Eleventh Judicial District, by jurisdiction, are shown in the chart below.



Lander County Courthouse



Mineral County Courthouse

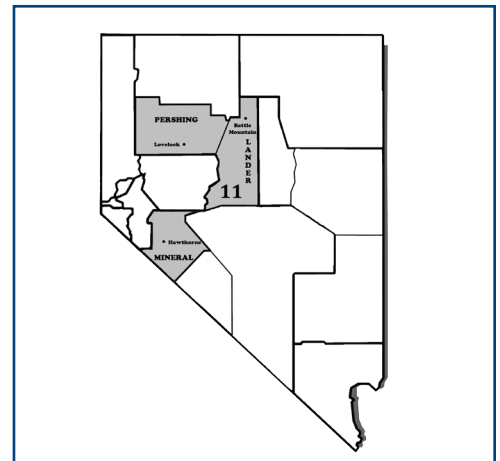
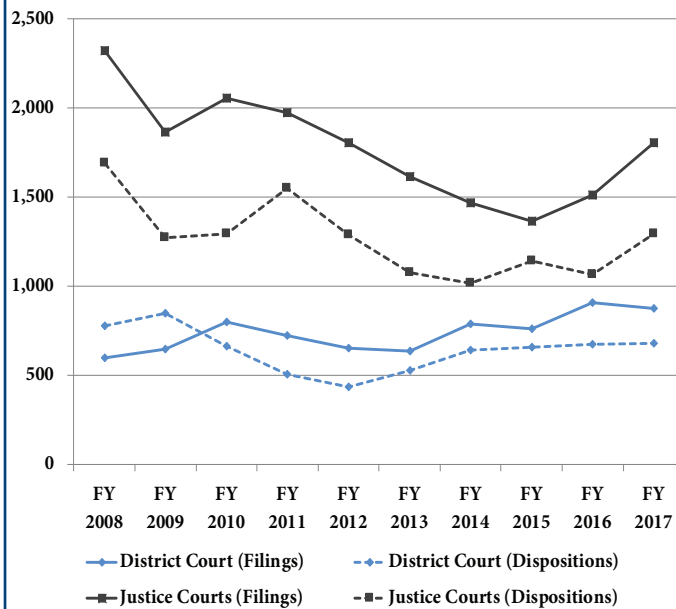


Pershing County Courthouse

ELEVENTH JUDICIAL DISTRICT DISPOSITION RATES Fiscal Year 2017

Court	Criminal	Civil	Family	Juvenile	Non-Traffic	Traffic
Lander County District Court	91%	47%	75%	58%	70%	-
Mineral County District Court	71%	60%	125%	80%	96%	-
Pershing County District Court	86%	74%	44%	84%	75%	106%
Argenta Justice Court	115%	110%	-	-	113%	107%
Austin Justice Court	135%	50%	-	-	126%	98%
Hawthorne Justice Court	37%	11%	-	-	32%	37%
Lake Justice Court	98%	81%	-	-	92%	79%

ELEVENTH JUDICIAL DISTRICT NON-TRAFFIC FILINGS AND DISPOSITIONS Fiscal Years 2008-17



District Demographics

Population: 17,528 ^a

Geographic Size: 15,280 sq. mi. ^b

Population Density: 1/sq. mi.

Most Populous Township: Lake

^a Source: Nevada State Demographer

^b Source: U.S. Census Bureau

WHAT ARE SPECIALTY COURTS?

Specialty courts are problem-solving courts focused on treating mental health or substance abuse issues underlying criminal behavior by coordinating efforts of the judiciary, prosecution, defense, probation, law enforcement, treatment providers, and social services. Together, they maintain a critical balance of necessary authority, supervision, support, and encouragement. Specialty court programs are not easy and require increased dedication, frequent drug testing, and court appearances, along with tightly structured regimens of treatment and recovery services.

Specialty courts promote responsibility and accountability by teaching participants to become productive law abiding citizens and thereby reducing the burden of addiction on our communities. According to studies, the National Association of Drug Court Professional (NADCP) indicates that 75 percent of drug court graduates remain arrest-free at least two years after leaving the program. The effect of specialty courts reducing crime can last over 14 years.

Specialty courts provide a wide array of ancillary services such as counseling, mental health treatment, family therapy, job skills training, and other life-skill enhancement services.

SPECIALTY COURT FUNDING

NADCP studies show that for every dollar invested into drug court programs, taxpayers save as much as \$3.36 in avoided criminal justice costs. Nevada’s specialty courts are funded through the State General Fund, administrative assessments, local governments, federal grants, and community support. Additionally, specialty court participants are charged program fees to help offset program costs. Program fee collection and distribution varies from program to program.

The tables on pages 47-49 show the Nevada Supreme Court Specialty Court Programs’ revenues, allocations, distributions, and reversions for fiscal year 2017. As shown on the *Summary of Specialty Court Revenue and Allocations* table below, the amount of funding for the programs totaled \$10,657,577, while the amount of allocations totaled \$7,951,188. The difference between the 2017 allocations and funding left a projected \$2,706,389 to carry forward for the next fiscal year appropriation. This carry forward amount is critical for ensuring specialty courts are funded during the first quarter of the next fiscal year.

Tables on pages 48 and 49 provide a summary for the specialty court programs’ distributions of Administrative Assessment revenue and General

Summary of Specialty Court Revenue and Allocations, Fiscal Year 2017	
Revenue	
Balance Forward from Previous Fiscal Year	\$1,943,277
Administrative Assessments NRS 176.0613	\$2,917,713
Bail Forfeitures NRS 178.518	\$103,193
Court Assessment NRS 176.059	\$1,456,828
DUI Fee NRS 484C.515	\$676,735
Appropriation from State General Fund ¹	\$3,652,852
Reversion	(\$93,021)
Total Revenue Received	\$10,657,577
Allocations	
Total Specialty Court Program (Administrative Assessments, \$4,908,209) (State General Fund, \$2,906,979)	\$7,815,188
Drug Court Case Management System	\$136,000
Total Allocations	\$7,951,188
Balance Forward to the Next Fiscal Year ³	\$2,706,389
<ol style="list-style-type: none"> 1. Pursuant to Senate Bill 514, section 75, "any balances of the appropriations made in this act for fiscal year 2015-2016 and fiscal year 2016-2017 must not be committed for expenditure after June 30 of each fiscal year by the entity to which the appropriation is made or any entity to which money from the appropriation is granted or otherwise transferred in any manner." 2. Training and education funds are retained by the Administrative Office of the Courts. Programs may have eligible employees apply to attend national and/or other trainings that relate to the program. Funds that are not expended each year are carried forward to the following fiscal year. 3. Balance forward is projected and is required to fund the first quarterly distribution of the following fiscal year. 	

Summary of Specialty Court Program Distributions with Administrative Assessment Revenue, Fiscal Year 2017

Jurisdiction	Court Type	Fiscal Year 2016 Carry Forward	Fiscal Year 2017 Distributed	Fiscal Year 2017 Approved
Western Region				
Western Region	Adult Drug (5 Programs)	\$3,764	\$393,562	\$400,064
First Judicial District	Juvenile Drug	\$2,972	\$7,507	\$10,479
Carson City Justice	Felony DUI	\$446	\$27,943	\$27,943
	Mental Health	\$934	\$57,203	\$58,203
	Western Region Total	\$8,116	\$486,215	\$496,689
Washoe Region				
Second Judicial District	Adult Drug (2 Programs)	\$0	\$670,657	\$670,657
	Family Drug	\$0	\$69,346	\$69,346
	Felony DUI	\$3,722	\$76,061	\$79,783
	Mental Health	\$0	\$17,391	\$17,391
	Veterans Treatment	\$0	\$81,975	\$81,975
Reno Justice	Drug and Alcohol	\$2,391	\$122,964	\$125,355
Reno Municipal	Drug and Alcohol (2 Programs)	\$0	\$79,386	\$79,386
Sparks Municipal	Drug and Alcohol	\$0	\$21,742	\$21,742
	Washoe Region Total	\$6,113	\$1,139,522	\$1,145,635
Eastern Region				
Fourth Judicial District	Adult Drug	\$0	\$112,677	\$112,677
	Juvenile Drug	\$0	\$51,509	\$51,509
Seventh Judicial District	Adult Drug (2 Programs)	\$0	\$65,516	\$65,516
	Eastern Region Total	\$0	\$229,702	\$229,702
Fifth Judicial Region				
Nye County	Adult Drug	\$3,744	\$96,792	\$100,536
	Fifth Judicial Region Total	\$3,744	\$96,792	\$100,536
Central Region				
Humboldt County	Adult Drug	\$0	\$49,419	\$49,419
Pershing County	Adult Drug	\$0	\$45,124	\$45,124
	Central Region Total	\$0	\$94,543	\$94,543
Clark Region				
Eighth Judicial District	Adult Drug	\$330,137	\$1,228,997	\$1,559,134
	Child Support Drug	\$8,590	\$34,932	\$43,522
	Family Drug	\$103,012	\$193,398	\$296,410
	Felony DUI	\$9,999	\$168,506	\$178,505
	Juvenile Drug	\$13,141	\$224,654	\$237,795
	Mental Health	\$76,778	\$385,874	\$462,652
	Dependency Mothers	\$0	\$97,936	\$97,936
Las Vegas Justice	Adult Drug	\$0	\$220,804	\$220,803
	DUI Court (2 Programs)	\$0	\$58,054	\$58,054
	Adult Drug	\$2	\$52,140	\$52,142
Las Vegas Municipal	DUI Court	\$38,831	\$31,564	\$70,395
	Women In Need	\$0	\$36,954	\$36,954
	HOPE Court	\$1	\$109,123	\$109,123
Henderson Municipal	ABC Court	\$9,493	\$17,780	\$27,374
	Clark Region Total	\$589,984	\$2,860,716	\$3,450,799
GRAND TOTAL SPECIALTY COURT DISTRIBUTIONS		\$607,957	\$4,907,490	\$5,517,904

Summary of Specialty Court Program Distributions with General Fund Appropriation, Fiscal Year 2017^a

Jurisdiction	Court Type	Fiscal Year 2017 Expended	Fiscal Year 2017 Returned	Fiscal Year 2017 Approved
Western Region				
Western Region	Felony DUI	\$13,736	\$3,764	\$17,500
	Medicated Assisted	\$41,636	\$1,114	\$42,750
	Mental Health	\$45,429	\$1,821	\$47,250
First Judicial	Family Drug ^b	\$5,072	\$0	\$5,072
Carson City Justice	Misdemeanor Treatment	\$25,360	\$0	\$25,360
East Fork Justice	Alcohol and Drug	\$12,775	\$0	\$12,775
	Western Region Total	\$144,008	\$6,699	\$150,707
Washoe Region				
Second Judicial District	Medicated Assisted	\$184,619	\$1,186	\$185,805
	Youthful Offender	\$49,985	\$1,006	\$50,991
	Regional Mental Health	\$1,500	\$6,000	\$7,500
Reno Justice	DUI Court	\$16,112	\$8,888	\$25,000
	Community Court	\$109,733	\$7,081	\$116,814
Sparks Justice	Alcohol and Drug	\$32,058	\$12,992	\$45,050
Sparks Municipal	Alcohol and Drug	\$56,184	\$22,656	\$78,840
	Washoe Region Total	\$450,191	\$59,809	\$510,000
Eastern Region				
Fourth Judicial District	Adult Drug	\$25,360	\$0	\$25,360
	Family Drug	\$38,040	\$0	\$38,040
	Juvenile Drug	\$7,608	\$0	\$7,608
	Eastern Region Total	\$71,008	\$0	\$71,008
Fifth Judicial Region				
Nye County–Tonopah	Adult Drug	\$25,360	\$0	\$25,360
	Fifth Judicial Region Total	\$25,360	\$0	\$25,360
Central Region				
Humboldt County	Adult Drug	\$76,080	\$0	\$76,080
	Family Drug	\$50,720	\$0	\$50,720
	Juvenile Drug	\$76,080	\$0	\$76,080
	Central Region Total	\$202,880	\$0	\$202,880
Clark Region				
Eighth Judicial District	Adult Drug	\$512,497	\$14,941	\$527,438
	Mental Health	\$743,822	\$184,116	\$927,938
	Veterans Treatment	\$48,740	\$438	\$49,178
Las Vegas Justice	Adult Drug	\$150,000	\$0	\$150,000
	Veterans Treatment	\$64,044	\$40,956	\$105,000
Laughlin Justice	Adult Drug	\$67,806	\$4,282	\$72,088
North Las Vegas Justice	Community Court	\$23,638	\$15,925	\$39,563
Boulder City Municipal	Adult Drug	\$30,000	\$0	\$30,000
Henderson Municipal	Veterans Treatment	\$50,642	\$33	\$50,675
Las Vegas Municipal	Drug Court	\$15,000	\$0	\$15,000
	Veterans Treatment	\$34,720	\$0	\$34,720
	HOPE Court	\$15,000	\$0	\$15,000
	Women in Need	\$15,000	\$0	\$15,000
Mesquite Municipal	Habitual Offender	\$8,311	\$89	\$8,400
	Clark Region Total	\$1,779,220	\$260,780	\$2,040,000
GRAND TOTAL SPECIALTY COURT DISTRIBUTIONS		\$2,672,667	\$327,288	\$2,999,955

^a Returned monies were reverted back to the state general fund.
^b Specialty Court was discontinued in the third quarter.

Fund appropriations, including distributions and amounts approved by the Specialty Court Funding Committee. The Administrative Assessment revenue distributions on page 48 includes amounts carried forward from fiscal year 2016. The distribution of General Fund appropriations on page 49 shows the amount of General Fund dollars spent and those reverted back to the General Fund.

SPECIALTY COURT STATISTICS

During fiscal year 2017, state and locally funded specialty court programs admitted 2,857 participants into various programs throughout the state. Overall, 1,432 participants graduated from specialty court programs. The number of children born without drugs in their system to specialty court participants was 32. In the specialty court programs, drug-free children are celebrated and represent one of the greatest successes of specialty courts. Without specialty courts, these children may have been born already addicted to drugs or may have suffered from significant and possibly life-threatening medical conditions.

A summary table of specialty court statistics for both the Administrative Assessment revenue funded programs and General Fund appropriated programs is provided on page 51.

ADMINISTRATIVE ASSESSMENT REVENUE FUNDED PROGRAMS

Overall, during fiscal year 2017, the Administrative Assessment revenue funded 40 programs that saw 2,178 new participants, 1,196 graduates, 1,237 terminations, and reported more than 2,855 participants still in the program.

The Western Region has eight specialty court programs. These programs reported 282 new participants during fiscal year 2017, while 137 participants graduated. There were 101 terminations from the program, and 13 children were born drug-free.

The Washoe Region statistics include 10 different specialty court programs. These programs had 777 new participants and graduated 528. There were 472 participants terminated from the Washoe Region programs, and the number of drug-free children born to participants was 5.

The Eastern Region maintains four programs and covers the largest geographic area. The programs in this region added 52 new participants and graduated 30. The total number of participants terminated in the Eastern Region was 44.

The Fifth Judicial Region has one specialty court and reported that 69 new participants entered their program. The number of participants who graduated totaled 38. There were 35 cases reported as terminated, and 4 children were born drug-free during the fiscal year.

The Central Region conducts two specialty courts in Humboldt and Pershing Counties. These courts reported 33 new participants during fiscal year 2017, with 19 graduating. There were also 11 terminations from the program, with 2 children born drug free.

The Clark Region maintains 15 specialty court programs, which can be found in the District, Justice, and Municipal Court jurisdictions. In these programs, 965 new participants were added during fiscal year 2017. The total number of participants who graduated was 444. There were 574 terminations, while the number of drug-free children born to participants during the fiscal year was reported at 4.

GENERAL FUND APPROPRIATED PROGRAMS

There were 35 General Fund specialty courts during fiscal year 2017 utilizing the appropriations approved by the Nevada Legislature. Overall, the General Fund specialty court programs saw 661 new participants, graduated 236, terminated 274, and reported more than 714 participants still pending in programs. Due to most specialty courts requiring multi-year involvement from participants, the number of graduations do not yet reflect the success of these new programs.

The Western Region has six specialty court programs. These programs reported 108 new participants during fiscal year 2017, while 28 participant graduated. There were 52 terminations from the programs and a one child was born drug free.

The Washoe Region statistics are from seven different specialty court programs. These programs had 160 new participants and graduated 66. The Washoe Region also had 52 terminations.

The Eastern Region maintains three programs and covers the largest geographic area. The programs in this region added 37 new participants and graduated 16. There were 9 participants in the Eastern Region who were terminated from the programs.

The Fifth Judicial Region has two general fund appropriated specialty courts and reported 9 new participants. There were 7 participants who graduated and 1 was terminated. During the fiscal year one child was born drug-free.

Summary of Specialty Court Statistics, Fiscal Year 2017.					
Administrative Assessment (AA) Revenue Funded Programs					
Jurisdiction	New Admissions ^a	Graduates	Terminations ^b	Active Cases At Year End	Drug Free Babies
Western Region					
Western Region (5 programs)	204	108	56	313	8
First Judicial District	8	3	6	8	1
Carson City Justice (2 programs)	70	26	39	65	4
Western Region Total	282	137	101	386	13
Washoe Region					
Second Judicial District (6 programs)	564	322	293	886	2
Reno Justice	61	111	116	58	1
Reno Municipal (2 programs)	139	82	60	118	2
Sparks Municipal	13	13	3	30	0
Washoe Region Total	777	528	472	1,092	5
Eastern Region					
Elko County (2 programs)	33	17	24	39	0
Lincoln County	2	6	5	2	0
White Pine County	17	7	15	29	0
Eastern Region Total	52	30	44	70	0
Fifth Judicial Region					
Nye County-Pahrump	69	38	35	69	4
Fifth Judicial Region Total	69	38	35	69	4
Central Region					
Humboldt County	21	18	7	22	1
Pershing County	12	1	4	10	1
Central Region Total	33	19	11	32	2
Clark Region					
Eighth Judicial District (7 programs)	682	319	370	916	2
Las Vegas Justice (3 programs)	179	94	117	171	1
Henderson Municipal	27	4	21	28	0
Las Vegas Municipal (4 programs)	77	27	66	91	1
Clark Region Total	965	444	574	1,206	4
ALL AA SPECIALTY COURTS TOTAL	2,178	1,196	1,237	2,855	28
General Fund (GF) Appropriated Programs					
Western Region					
Western Region (3 programs)	43	10	9	64	0
First Judicial District	0	0	2	0	0
Carson City Justice	48	17	37	50	1
East Fork Justice	17	1	4	15	0
Western Region Total	108	28	52	129	1
Washoe Region					
Second Judicial District (3 programs) ^c	42	23	10	48	0
Reno Justice (2 programs)	62	33	30	64	0
Sparks Justice	22	9	7	20	0
Sparks Municipal	34	1	5	28	0
Washoe Region Total	160	66	52	160	0
Eastern Region					
Elko County (3 programs)	37	16	9	27	0
Eastern Region Total	37	16	9	27	0
Fifth Judicial Region					
Nye County (2 programs)	9	7	1	16	1
Fifth Judicial Region Total	9	7	1	16	1
Central Region					
Humboldt County (3 programs)	39	20	8	46	2
Central Region Total	39	20	8	46	2
Clark Region					
Eighth Judicial District (3 programs)	145	50	66	187	0
Las Vegas Justice (2 programs)	55	16	37	39	0
Laughlin Justice	12	1	3	22	0
North Las Vegas Justice	29	6	9	26	0
Boulder City Municipal	9	4	1	14	0
Henderson Municipal	16	8	5	17	0
Las Vegas Municipal (4 programs)	54	13	30	38	0
Mesquite Municipal	6	1	4	8	0
Clark Region Total	326	99	155	351	0
ALL GF SPECIALTY COURTS TOTAL	679	236	277	729	4
AA and GF TOTAL ^c	2,857	1,432	1,514	3,584	32

^a Includes new admissions and voluntary admissions.

^b Includes terminations, transfers, and deceased participants.

^c Totals do not include programs that were not funded by administrative assessments or General Fund monies.

Source: Nevada Administrative Office of the Courts, Specialty Courts Program.

The Central Region includes three specialty court General Fund programs. These programs reported 39 new participants during fiscal year 2017, with 20 graduating. There were also 8 terminations from the program and 2 children were born drug free.

The Clark Region created 14 specialty court programs throughout the region, and in every jurisdictional level. In these programs, 326 new participants were added during fiscal year 2017. A total of 99 participants graduated their respective program, and 155 participants were terminated.

OTHER FUNDED PROGRAMS

In addition to programs funded by administrative assessment and General Fund monies, there are several programs that did not receive state funding and instead operated through self or local funding. They include a felony DUI court, two mental health courts, and a program assisting released prisoners reentering society. These programs reported 72 new participants, 30 graduates, and 25 terminations. At the end of the fiscal year, these programs had 67 participants remaining.

THE SUPREME COURT WOULD LIKE TO THANK THE FOLLOWING FOR THEIR
CONTRIBUTIONS TO THIS ANNUAL REPORT

THE NEVADA JUDICIARY

THE ANNUAL REPORT WORKGROUP

CHIEF JUSTICE MICHAEL A. CHERRY
ROBIN SWEET, STATE COURT ADMINISTRATOR
MICHAEL S. SOMMERMEYER, PUBLIC INFORMATION OFFICER
HANS JESSUP, LEAD COURT RESEARCH ANALYST
SHELDON STEELE, COURT RESEARCH ANALYST
KANDICE TOWNSEND, COURT RESEARCH ANALYST

NON-JUDICIAL CONTRIBUTORS

JEFF HARDCASTLE, STATE DEMOGRAPHER

ALL APPENDIX TABLES ARE AVAILABLE ONLINE AT THE
SUPREME COURT OF NEVADA WEBSITE
WWW.NVCOURTS.GOV

CLICK ON ABOUT THE JUDICIARY,
AND THEN ANNUAL REPORT.



Supreme Court of Nevada

Administrative Office of the Courts
201 South Carson Street
Carson City, Nevada 89701
(775) 684-1700

www.nvcourts.gov

