


FIFTH JUDICIAL DISTRICT



Esmeralda County Courthouse



Nye County Courthouse

FIFTH JUDICIAL DISTRICT CASELOAD FILINGS AND DISPOSITIONS Fiscal Year 2023^a

Court	Non-Traffic Cases					Traffic and Parking Cases ^b					
	Criminal Cases ^c	Civil Cases	Family Cases ^d	Juvenile Cases ^d	Total Non-Traf.	Total Disp.	Misd. Cases	Infraction Cases	Parking Cases	Total Traffic	Total Disp.
Esmeralda County DC	3	24	1 ^f	0	28	2	7 ^g	0 ^g	-	7	1
Nye County District Court	357	655	596	165	1,773	1,090	70 ^g	0 ^g	-	70	111 ^h
Beatty Justice Court	135	44 ^f	-	-	179	118	1,057	409	38	1,504	1,354
Esmeralda Justice Court	32	14	-	-	46	20	1,925 ^g	0 ^g	0	1,925	2,279 ^h
Pahrump Justice Court	1,656	1,008	-	-	2,664	2,728	2,558	1,460	36	4,054	3,370
Tonopah Justice Court	173	108	-	-	281	239	1,146	753	0	1,899	1,640
TOTAL	2,356	1,853	597	165	4,971	4,197	6,763	2,622	74	9,459	8,755

^a Statistics include reopened cases.

^b Civil Infraction reporting began January 2023 and may include non-traffic infractions. Includes juvenile traffic statistics. District Courts do not report parking cases.

^c Criminal includes felony, gross misdemeanor, non-traffic misdemeanor, and criminal appeals (District Court only) filings.

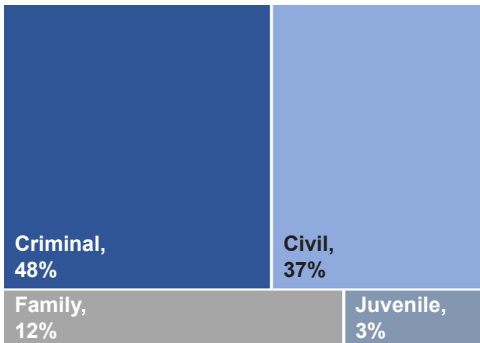
^d Family and juvenile case types only heard in District Courts.

^f High-risk protection orders not reported or incomplete.

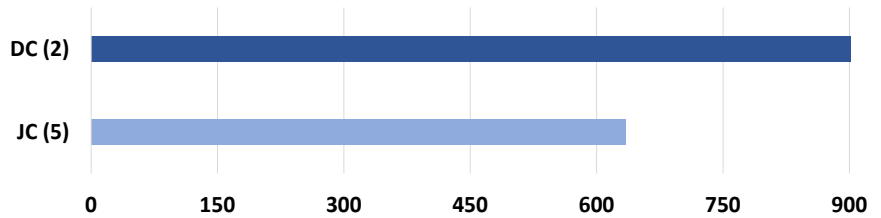
^g Civil infraction information may be included in the Traffic, Misdemeanor case type.

^h Includes administrative case closures.

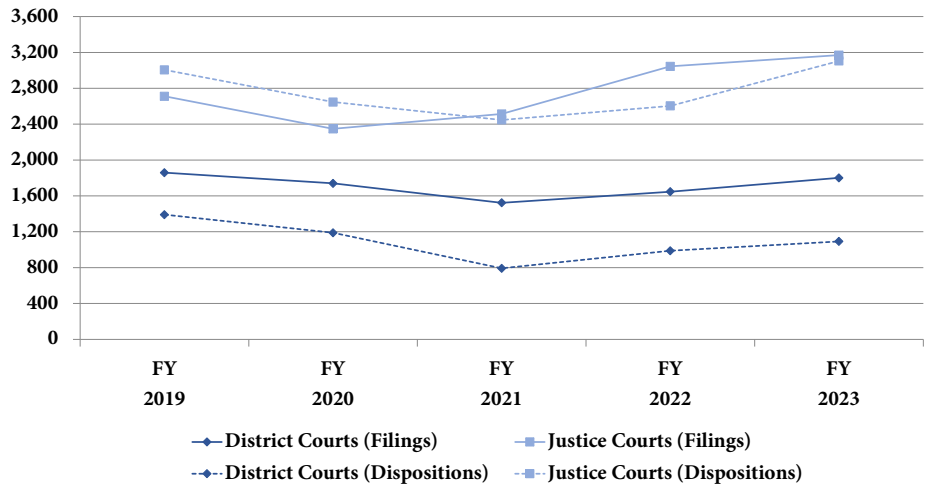
NON-TRAFFIC CASE DISTRIBUTION



NON-TRAFFIC TOTAL CASES PER JUDGE



FIFTH JUDICIAL DISTRICT NON-TRAFFIC FILINGS AND DISPOSITIONS FISCAL YEARS 2019-23



District Demographics

Population: 52,402^a

Geographic Size: 21,764 sq. mi.^b

Population Density: 2/sq. mi.

Most Populous Township: Pahrump

^a Source: Nevada State Demographer

^b Source: U.S. Census Bureau

**QUICK
FACTS**

**1%
3%**

**OF STATEWIDE NON-TRAFFIC CASELOAD
OF STATEWIDE TRAFFIC CASELOAD**