



**ANNUAL REPORT
of the
NEVADA JUDICIARY**

**Fiscal Year 2021
Appendix Tables**

Table of Contents

Figures and Summary Information:

Figure 1:	Filings by Case Type, by Jurisdictional Level, Fiscal Years 2012-21	Page 1
Figure 2:	Non-Traffic Distributions, by Jurisdictional Level, Fiscal Years 2012-21	Page 1
Figure 3:	Non-Traffic Criminal Cases by USJR Classification, Fiscal Year 2021	Page 2
Figure 4:	Non-Criminal Case Distribution by USJR Classification, Fiscal Year 2021	Page 2
Figure 5:	Non-Traffic Filings per Judicial Position, Fiscal Year 2021	Page 3
Figure 6:	District Courts, Quarterly Analysis, Fiscal Years 2017-21	Page 4
Figure 7:	Justice and Municipal Courts, Quarterly Analysis, Fiscal Years 2017-21	Page 5
Table 1:	Summary of Population, Judicial Positions, and Cases Processed by Court	Page 6

Aggregate Comparison Tables, Fiscal Years 2020-21:

Table A1:	District Court Criminal and Civil Cases	Page 8
Table A2:	District Court Family and Juvenile Cases	Page 9
Table A3:	District Court Juvenile Traffic Cases Filed and Disposed	Page 10
Table A4:	Justice Court Non-Traffic Cases Filed and Disposed	Page 11
Table A5:	Justice Court Traffic Cases Filed and Disposed	Page 12
Table A6:	Municipal Court Non-Traffic Cases Filed and Disposed	Page 13
Table A7:	Municipal Court Traffic Cases Filed and Disposed	Page 14

Fiscal Year 2021 Caseload Statistics:

Table B1-1:	District Court: Criminal Caseload, Aggregates	Page 15
Table B1-2:	District Court: Criminal Caseload, Case Types: Felony	Page 17
	Gross Misdemeanor	Page 20
Table B2-1:	District Court: Civil Caseload, Aggregates	Page 23
Table B2-2:	District Court: Civil Caseload, Case Types: Real Property and Tort	Page 25
	Probate, Construction Defect, and Contract	Page 28
	Judicial Review/Appeal, Civil Writ, and Other Civil	Page 31
Table B3:	District Court: Family Caseload	Page 34
Table B4:	District Court: Juvenile Non-Traffic Caseload	Page 37
Table B5-1:	Justice Court: Criminal Caseload, Aggregate	Page 40
Table B5-2:	Justice Court: Criminal Caseload, Case Types: Felony	Page 44
	Gross Misdemeanor	Page 50
	Misdemeanor	Page 56
Table B6-1:	Justice Court: Civil Caseload, Aggregate	Page 62
Table B6-2:	Justice Court: Civil Caseload, Case Types	Page 66
Table B7-1:	Municipal Court: Criminal Caseload, Aggregates	Page 70
Table B7-2:	Municipal Court: Criminal Caseload, Case Types	Page 72
Table B8:	Municipal Court: Civil Caseload, Aggregates	Page 75
Table B9:	Juvenile Traffic Caseload	Page 79

Fiscal Year 2021 Specialty Court Statistics:

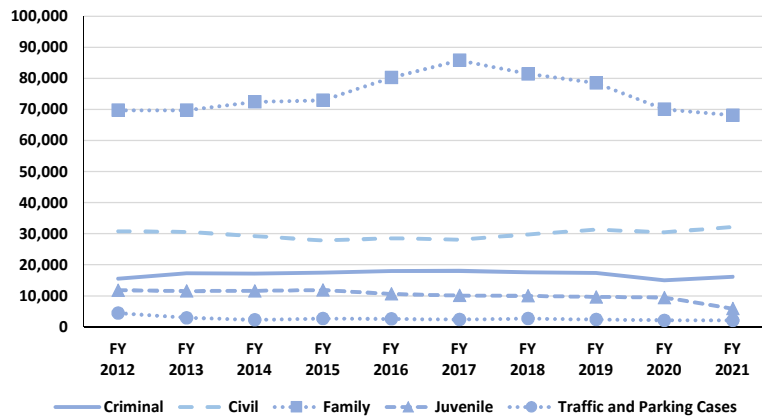
Table C1:	Program Distributions with General Fund Appropriation	Page 78
Table C2:	Program Distributions with Administrative Assessment Revenue	Page 79
Table C3:	Summary of Specialty Court Statistics	Page 80

Glossary:

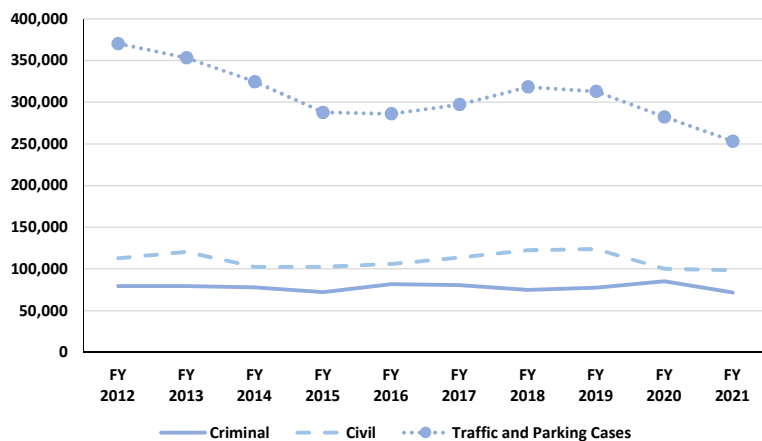
Criminal Caseload Glossary	Page 81
Civil Caseload Glossary	Page 83
Family Caseload Glossary	Page 85
Juvenile Caseload Glossary	Page 86
Juvenile Traffic Caseload Glossary	Page 87

Figure 1. Nevada Trial Court Filings by Case Type, by Jurisdictional Level, Fiscal Years 2012-21.

District Court Filings, by Case Type, Fiscal Years 2012-21.



Justice Court Filings, by Case Type, Fiscal Years 2012-21.



Municipal Court Filings, by Case Type, Fiscal Years 2012-21.

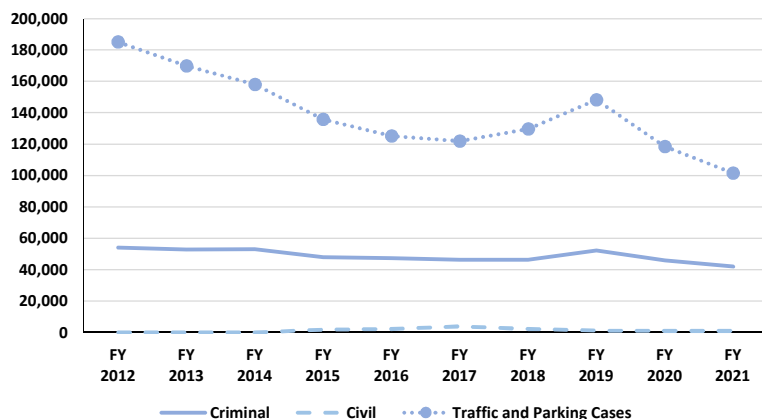
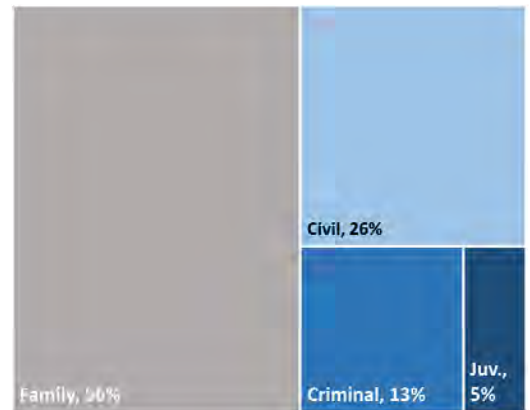
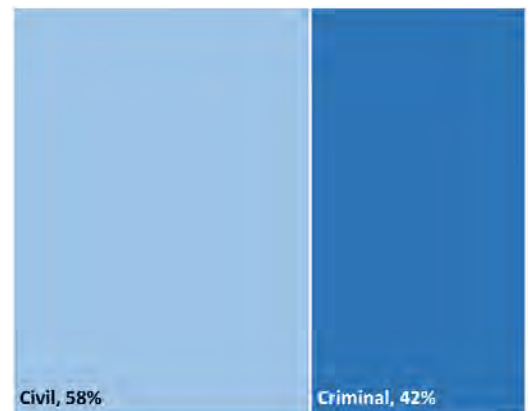


Figure 2. Nevada Trial Court Non-Traffic Distributions, by Jurisdictional Level, Fiscal Year 2021.

FY 2021 District Court Non-Traffic Distribution



FY 2021 Justice Court Non-Traffic Distribution



FY 2021 Municipal Court Non-Traffic Distribution

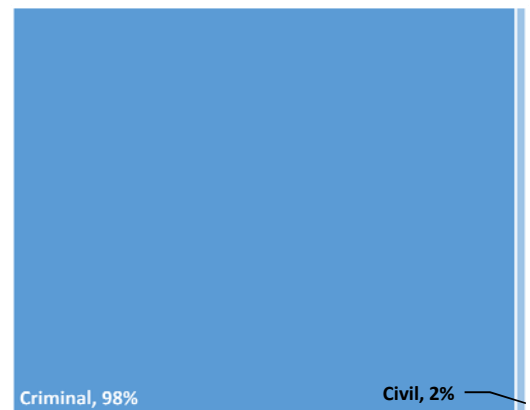
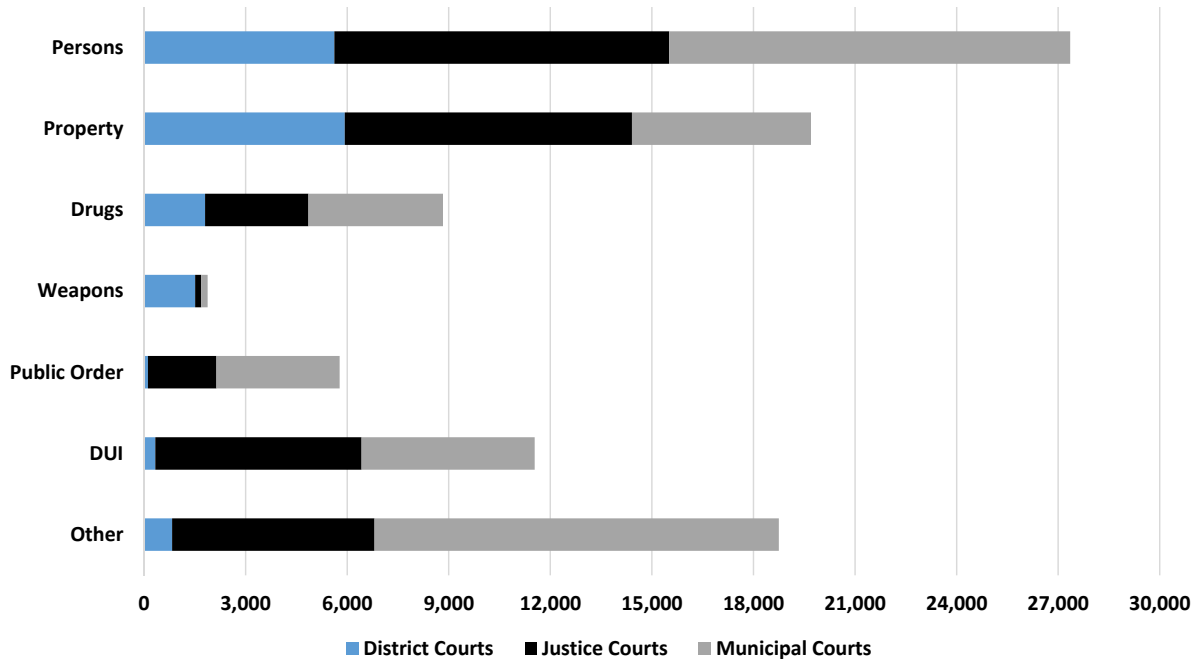


Figure 3. Nevada Non-Traffic Criminal Case Types by USJR Classification, by Jurisdictional Level, Fiscal Year 2021. ^{a,b}

	Persons	Property	Drugs	Weapons	Public Order	DUI	Other	Total
District Courts	5,623	5,929	1,804	1,512	117	338	834	16,157
Justice Courts ^c	9,894	8,485	3,054	181	2,022	6,090	5,977	35,703
Municipal Courts	11,838	5,287	3,976	187	3,639	5,113	11,941	41,981
TOTAL	27,355	19,701	8,834	1,880	5,778	11,541	18,752	93,841



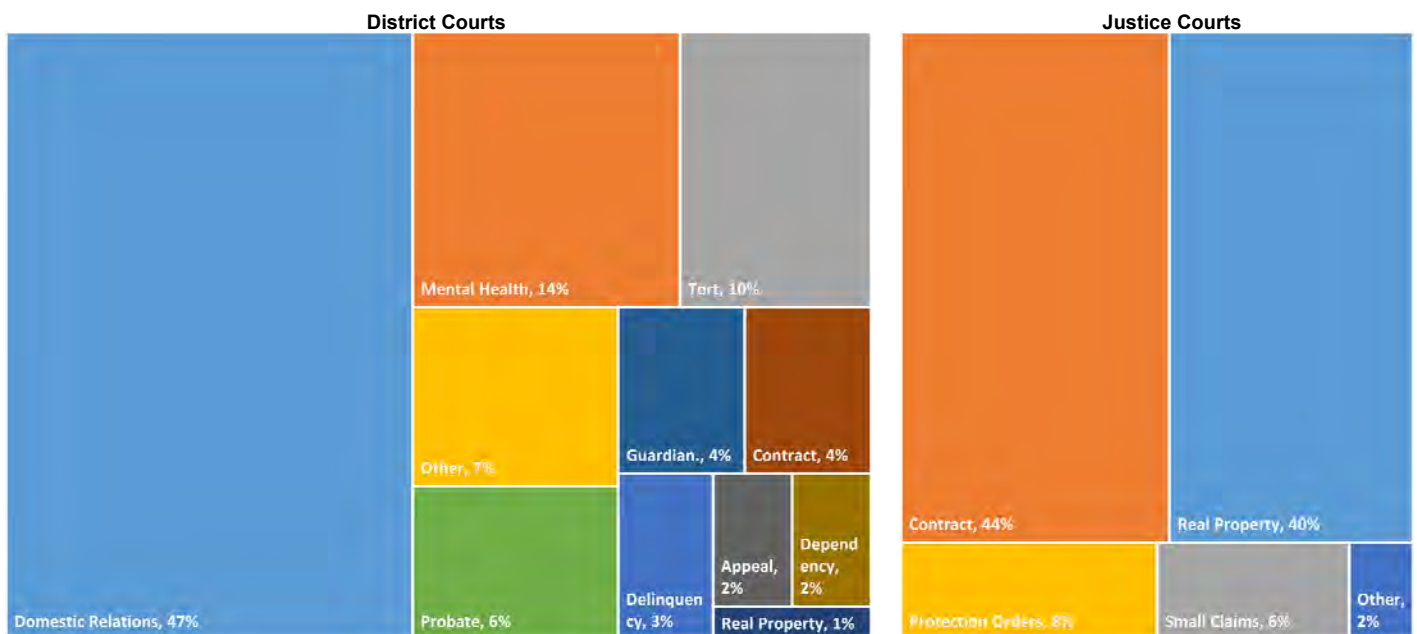
^a District Court includes felony and gross misdemeanor criminal cases; Justice and Municipal Courts include misdemeanor cases only. Reopened cases included. Persons include person-crimes, domestic violence, older/vulnerable person-crimes, child abuse, and protection order violations.

^b Case types determined by the USJR charge hierarchy defined in the Nevada Courts Statistical Reporting Dictionary.

^c Justice Courts hear preliminary matters for felony and gross misdemeanor cases typically adjudicated in District Courts, and these cases are excluded from this table.

Source: Uniform System for Judicial Records, Nevada AOC, Research and Statistics Unit.

Figure 4. Nevada Non-Criminal Case Distribution by Major USJR Classification, by Jurisdictional Level, Fiscal Year 2021. ^a



^a Municipal Courts excluded from this table due to all non-criminal cases being classified as Other Civil or Petitions to Seal Record actions. District Court Other classification includes Civil Other, Writs, and Construction Defect case types, as well as Juvenile Miscellaneous Petitions and Status Petitions case types. Justice Court Other classification includes Torts, Contested Liens, Petitions to Seal Records, and Other Civil Matters case types.

Source: Uniform System for Judicial Records, Nevada AOC, Research and Statistics Unit.

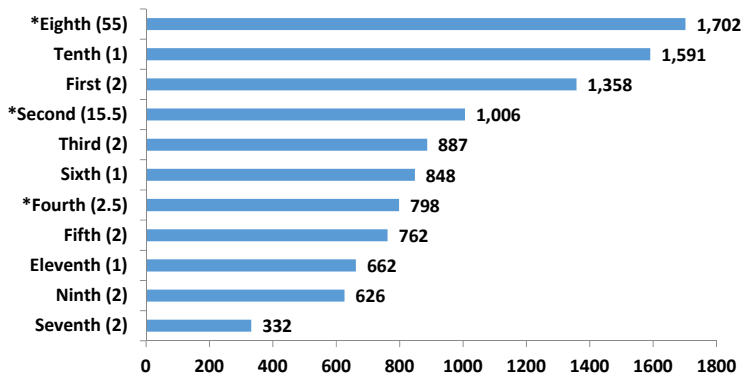
Figure 5. Nevada Trial Court Non-Traffic Cases per Judicial Position, Fiscal Year 2021.

Number of judicial positions in parenthesis. Does not include quasi-judicial positions.

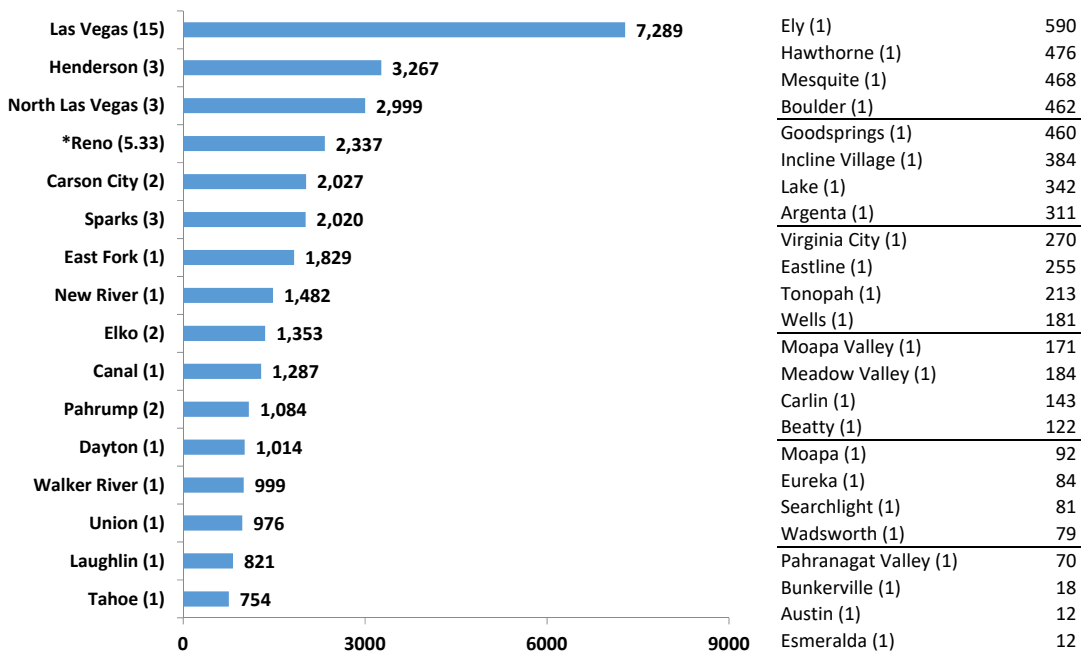
Reopened cases included.

"" indicates judicial positions changed mid-year. For further detail, see footnotes in Table 1 on pages 6-7 regarding authorized judicial positions.

District Courts



Justice Courts



Municipal Courts

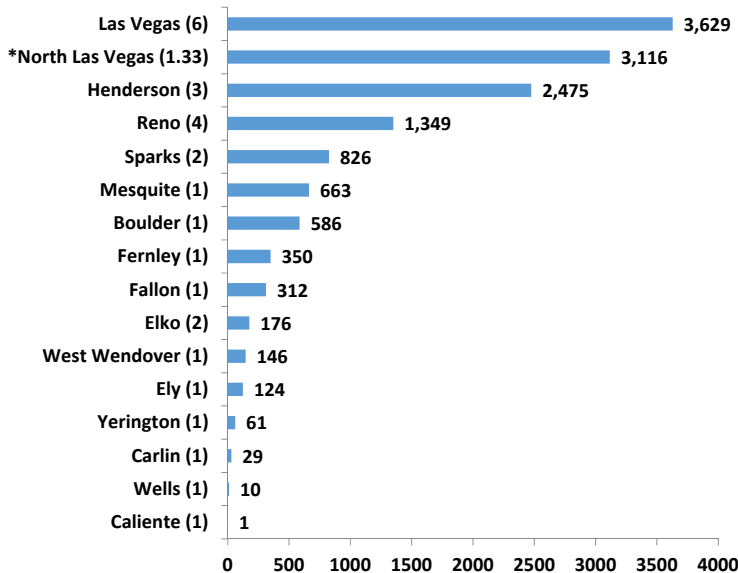
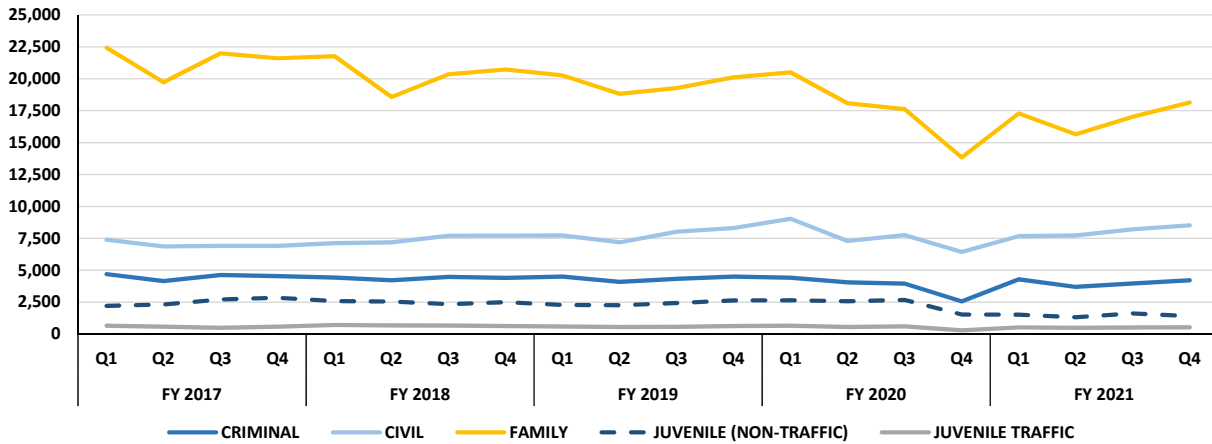
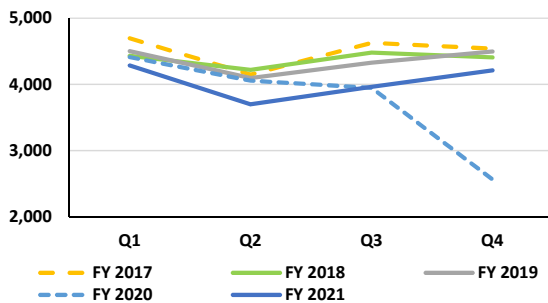


Figure 6: Nevada District Courts, Quarterly Analysis, Fiscal Years 2017-21.^a

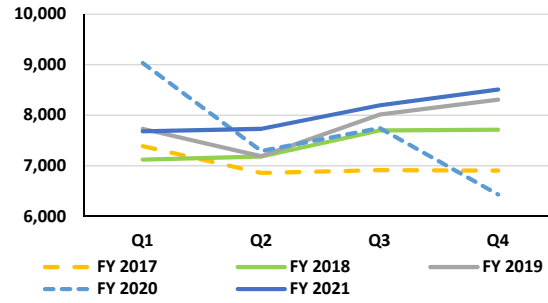
Cases Filed by Major Case Classification, Fiscal Years 2017-21.



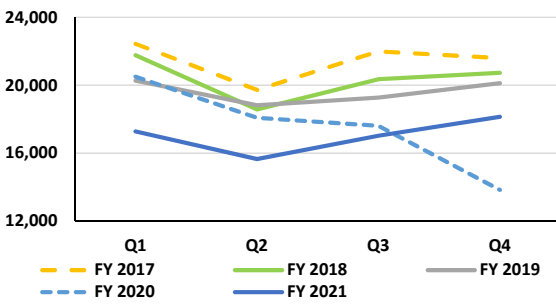
Criminal Cases Filed by Quarter.



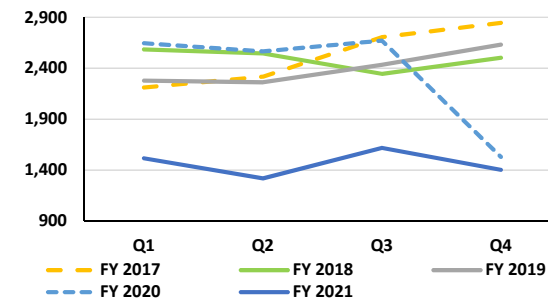
Civil Cases Filed by Quarter.



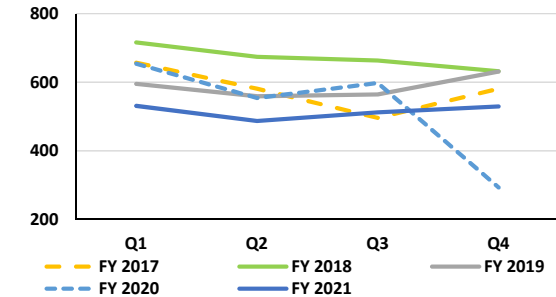
Family Cases Filed by Quarter.



Juvenile Non-Traffic Cases Filed by Quarter.



Juvenile Traffic Cases Filed by Quarter.*

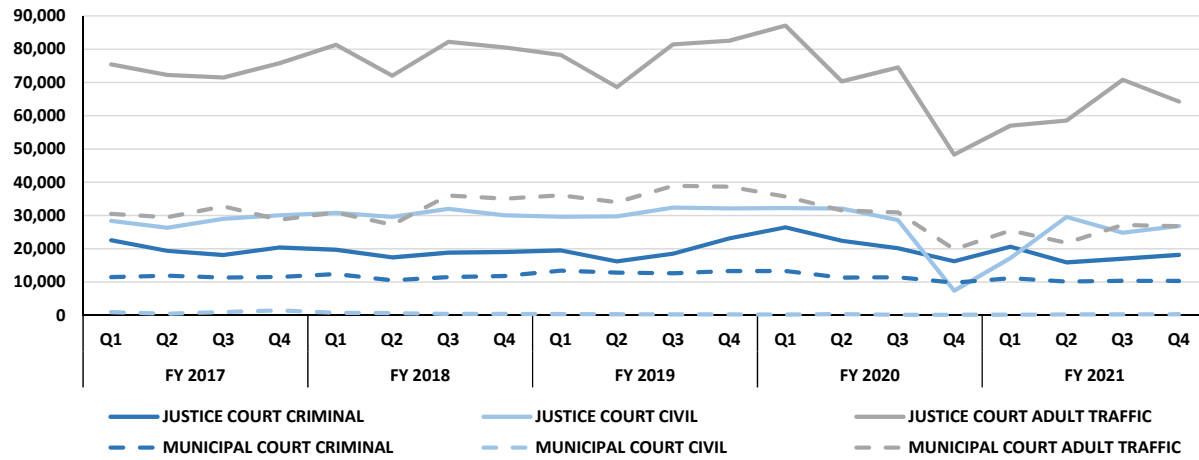


*Only includes juvenile traffic cases filed in district courts.

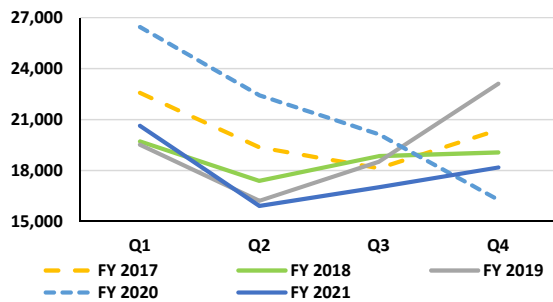
^a Totals reflect aggregate information from the Nevada Trial Courts. Information contained herein may reflect non-standard reporting. See Tables B1-B9 from the respective fiscal years' Annual Report Appendices for greater detailed statistics and clarifying footnotes. Juvenile traffic cases only include cases filed in district courts and exclude cases filed in limited jurisdiction courts. Source: Uniform System for Judicial Records, Nevada AOC, Research and Statistics Unit.

Figure 7: Nevada Justice and Municipal Courts, Quarterly Analysis, Fiscal Years 2017-21. ^a

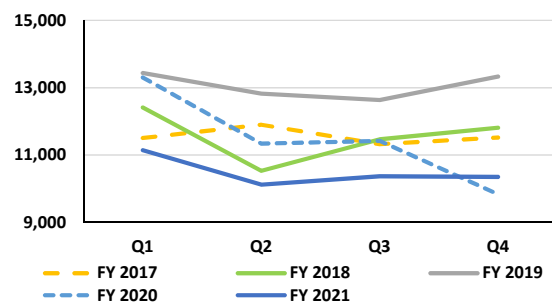
Cases Filed by Major Case Classification, Fiscal Years 2017-21.



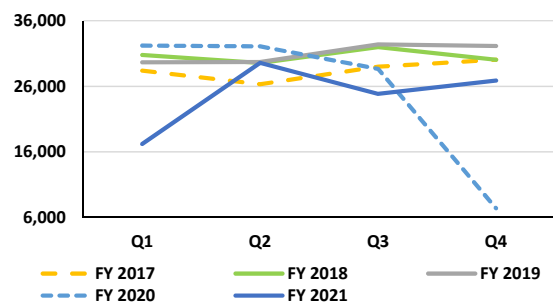
Justice Court Criminal Cases Filed by Quarter.



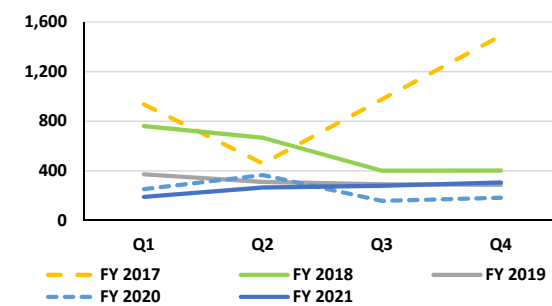
Municipal Court Criminal Cases Filed by Quarter.



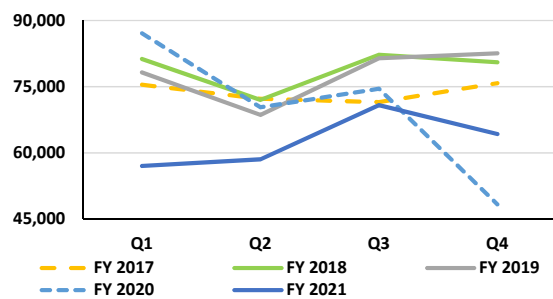
Justice Court Civil Cases Filed by Quarter.



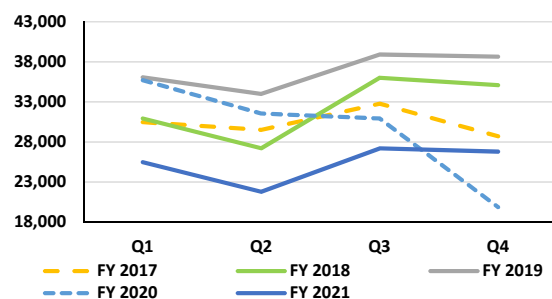
Municipal Court Civil Cases Filed by Quarter.



Justice Court Adult Traffic Cases Filed by Quarter.*



Municipal Court Adult Traffic Cases Filed by Quarter.*



*Excludes juvenile traffic cases filed in justice courts.

*Excludes juvenile traffic cases filed in municipal courts.

^a Totals reflect aggregate information from the Nevada Trial Courts. Information contained herein may reflect non-standard reporting. See Tables B1-B9 from the respective fiscal years' Annual Report Appendices for greater detailed statistics and clarifying footnotes. Adult traffic cases include parking cases.

Source: Uniform System for Judicial Records, Nevada AOC, Research and Statistics Unit.

Table 1. Summary of Population, Judicial Positions, and Cases Processed by Court for Nevada Judiciary, Fiscal Year 2021.^a

Nevada Trial Courts, Population, Judicial Position, and Caseload Summaries (1 of 2)	Population as of 7/1/2020 ^b	Authorized Judicial Positions ^c Elected/(Quasi)	Non-Traffic Cases ^d				Traffic & Parking ^d	
			Criminal Cases Filed	Non-Criminal Cases Filed ^f	Total Cases Filed	Total Cases Disposed	Total Cases	Total Dispositions
Nevada Trial Court Totals (N=74)	3,145,185	189/(32.10)	129,883	205,585	335,468	316,403	356,855	302,419
District Courts (N=17)		90/(26.90)	16,157	106,073	122,230	115,916	2,059	2,058
Justice Courts (N=40)		68/(4.20) *	71,745	98,471	170,216	162,746	253,266	202,802
Municipal Courts (N=17)		31/(1.00) *	41,981	1,041	43,022	37,741	101,530	97,559
First Judicial District	60,738	2/(1.20)	346	2,369	2,715	2,281	201	146
Carson City District Court	56,434		341	2,297	2,638	2,217	196	142
Storey County District Court	4,304		5	72	77	64	5	4
Carson City								
Carson City Justice Court	56,434	2/(0.4) **	1,916	2,138	4,054	3,692	7,572	6,559
Storey County								
Virginia City Justice Court	4,304	1	231	39	270	152	1,495	1,417
Second Judicial District	473,606	16/(6.00) ^g	1,781	13,810	15,591	13,630	1,074	1,146
Washoe County District Court	473,606		1,781	13,810	15,591 ^h	13,630	1,074 ^h	1,146
Washoe County								
Incline Village Justice Court	12,045	1	282	102	384	325	3,770	3,579
Reno Justice Court	305,760	6 ^j	5,296	7,158	12,454	12,220	15,398	14,789
Sparks Justice Court	152,876	3/(0.80)	3,105	2,954	6,059	5,896	4,389	4,620
Wadsworth Justice Court	2,925	1	68	11	79	73	1,684	1,542
Reno Municipal Court	258,230	4	5,309	87	5,396	5,950	12,815	13,055
Sparks Municipal Court	103,230	2	1,630	21	1,651 ^h	1,861	3,263 ^h	3,301
Third Judicial District	57,629	2/(0.55)	259	1,515	1,774	1,750	143	138
Lyon County District Court	57,629		259	1,515	1,774	1,750	143	138
Lyon County								
Canal Justice Court	20,901	1	378	909	1,287	1,116	418	360
Dayton Justice Court	23,704	1	378	636	1,014	939	1,792	1,749
Walker River Justice Court	13,024	1	455	544	999	1,131	2,354	2,182
Fernley Municipal Court	20,901	1	348	2	350	306	2,018	1,931
Yerington Municipal Court	3,488	1	61	0	61	43	70	66
Fourth Judicial District	55,435	3/(1.00) ^g	521	1,475	1,996	1,966	201	192
Elko County District Court	55,435		521	1,475	1,996	1,966	201	192
Elko County								
Carlin Justice Court	2,906	1 **	86	57	143	162	514	538
Eastline Justice Court	4,406	1 **	177	78	255	187	187	193
Elko Justice Court	43,483	2 **	1,646	1,059	2,705	2,786	4,382	4,624
Wells Justice Court	4,640	1 **	137	44	181	124	3,888	3,597
Carlin Municipal Court	2,674	1 **	29	0	29	30	87	95
Elko Municipal Court	21,492	2 **	349	2	351	373	221	245
Wells Municipal Court	1,296	1 **	10	0	10	8	8	6
West Wendover Municipal Court	4,535	1 **	145	1	146	104	299	294
Fifth Judicial District	49,413	2/(0.12)	174	1,349	1,523	792	77	19
Esmeralda County District Court	999		4	25	29	18	10	9
Nye County District Court	48,414		170	1,324	1,494	774	67	10
Esmeralda County								
Esmeralda Justice Court	999	1	0	12	12	12	1,510	1,510
Nye County								
Beatty Justice Court	2,071	1	76	46	122	146	965	808
Pahrump Justice Court	42,269	2	1,142	1,025	2,167	2,058	3,017	3,009
Tonopah Justice Court	4,074	1	150	63	213	231	2,055	2,018
Sixth Judicial District	17,064	1/(1.70)	75	773	848	1,153	68	150
Humboldt County District Court	17,064		75	773	848	1,153 ^k	68	150 ^k
Humboldt County								
Union Justice Court	17,064	1	473	503	976	938	5,170	5,039

* Totals reflect statewide judicial positions per jurisdictional level. Some judges serve in both justice and municipal courts in specific townships and cities.

** The judges serve in both justice and municipal courts.

^a Totals reflect aggregate information from the Nevada Trial Courts. Information contained herein may reflect non-standard reporting and is noted by subsequent footnotes. See appendix tables B1-B9 for greater detailed statistics and clarifying footnotes.

^b Source: Nevada State Demographer 2020 certified estimates. "Township boundaries may not correspond to incorporated cities, and are estimated using a different method than the city/town estimates. Because of this, they will differ from city estimates." Estimates are rounded and may include partial persons.

^c Elected positions per NRS 3.011-3.0197, NRS 4.020, and NRS 5.020. Quasi-judicial includes positions such as masters, commissioners, and referees in accordance with NRCP and JCRCP Rule 53. All information as of 6/30/2021.

^d Criminal cases include felony, gross misdemeanor, non-traffic misdemeanor, and criminal appeals. Traffic and parking cases include juvenile traffic statistics from the courts that process these matters (see Table B9). Counts may include reopened cases.

^f Non-criminal cases include civil, family, and juvenile (non-traffic) cases for District Court and civil cases for Justice and Municipal Courts.

^g Authorized positions added in January 2021 due to statute revisions. Second and Fourth Judicial District added one position; Eighth Judicial District added six positions.

^h Reopened (cases) not reported or under-reported.

^j Authorized positions, one department was vacant in November 2020 and will remain vacant until January 2023.

^k Includes administrative case closures.

Source: Uniform System for Judicial Records, Nevada AOC, Research and Statistics Unit.

Table 1. Summary of Population, Judicial Positions, and Cases Processed by Court for Nevada Judiciary, Fiscal Year 2021.^a

Nevada Trial Courts, Population, Judicial Position, and Caseload Summaries (2 of 2)	Population as of 7/1/2020 ^b	Authorized Judicial Positions ^c Elected/(Quasi)	Non-Traffic Cases ^d				Traffic & Parking ^d	
			Criminal Cases Filed	Non-Criminal Cases Filed ^f	Total Cases Filed	Total Cases Disposed	Total Cases	Total Dispositions
Seventh Judicial District	17,706	2/(0.25)	172	492	664	621	0	0
Eureka County District Court	1,936		10	31	41	29	(/)	(/)
Lincoln County District Court	5,293		51	85	136	140	(/)	(/)
White Pine County District Court	10,477		111	376	487	452	(/)	(/)
Eureka County								
Eureka Justice Court	1,936	1	52	32	84	76	489	478
Lincoln County								
Meadow Valley Justice Court	3,572	1 **	126	58	184	177	1,112	971
Pahrnagat Valley Justice Court	1,721	1	58	12	70	110 ^k	2,144	2,075
White Pine County								
Ely Justice Court	10,477	1	336	254	590	612	1,901	1,732
Lincoln County								
Caliente Municipal Court	1,133	1 **	1	0	1	1	0	0
White Pine County								
Ely Municipal Court	4,275	1	124	0	124	127	261	269
Eighth Judicial District	2,320,107	58/(14.00)^g	12,314	81,301	93,615	90,649	0	0
Clark County District Court	2,320,107		12,314	81,301	93,615	90,649 ^k	(/)	(/)
Clark County								
Boulder Justice Court	16,760	1 **	172	290	462	381	3,060	2,975
Bunkerville Justice Court	1,044	1	13	5	18	21	954	848
Goodsprings Justice Court	4,649	1	414	46	460	370	7,083	9,620 ^k
Henderson Justice Court	323,941	3	2,062	7,740	9,802	8,328	4,003	4,189
Las Vegas Justice Court	1,641,007	15/(3.00)	45,654	63,683	109,337	103,365	143,741 ^h	95,632
Laughlin Justice Court	10,353	1	557	264	821	638	5,897	4,944
Mesquite Justice Court	25,093	1 **	240	228	468	467 ^k	0	0
Moapa Justice Court	1,763	1	80	12	92	85	1,742	1,577
Moapa Valley Justice Court	7,804	1	88	83	171	133	1,075	1,081
North Las Vegas Justice Court	286,461	3	2,449	6,547	8,996	10,794 ^k	1,042	949
Searchlight Justice Court	1,232	1	66	15	81	70	3,178	3,033
Boulder Municipal Court	16,127	1 **	581	5	586	509	2,545	2,925
Henderson Municipal Court	322,800	3	7,295	130	7,425	6,615	18,635	16,497
Las Vegas Municipal Court	655,489	6/(1.00)	21,043	730	21,773	16,564	43,617	43,043
Mesquite Municipal Court	24,971	1 **	659	4	663	534	1,238	1,073
North Las Vegas Municipal Court	258,761	2 ^m	4,086	58	4,144	4,400	16,177	14,457
Ninth Judicial District	49,082	2/(0.50)	195	1,056	1,251	997	166	137
Douglas County District Court	49,082		195	1,056	1,251	997	166	137
Douglas County								
East Fork Justice Court	41,097	1	1,186	643	1,829	1,758	3,187	3,177
Tahoe Justice Court	7,985	1	673	81	754	654	1,744	1,594
Tenth Judicial District	26,202	1/(0.58)	241	1,350	1,591	1,580	93	92
Churchill County District Court	26,202		241	1,350	1,591	1,580	93	92
Churchill County								
New River Justice Court	26,202	1	739	743	1,482	1,409	3,818	3,328
Fallon Municipal Court	9,077	1	311	1	312	316	276	302
Eleventh Judicial District	18,203	1/(1.00)	79	583	662	497	36	38
Lander County District Court	6,324		22	210	232	194	6	8
Mineral County District Court	4,896		28	142	170	103	21	21
Pershing County District Court	6,983		29	231	260	200	9	9
Lander County								
Argenta Justice Court	6,037	1	180	131	311	283	451	619 ^k
Austin Justice Court	287	1	5	7	12	21 ^k	1,273	1,095
Mineral County								
Hawthorne Justice Court	4,896	1	375	101	476	406	4,305	3,796
Pershing County								
Lake Justice Court	6,983	1	224	118	342	400 ^k	507	956 ^k

** The judges serve in both justice and municipal courts.

^a Totals reflect aggregate information from the Nevada Trial Courts. Information contained herein may reflect non-standard reporting and is noted by subsequent footnotes. See appendix tables B1-B9 for greater detailed statistics and clarifying footnotes.

^b Source: Nevada State Demographer 2020 certified estimates. "Township boundaries may not correspond to incorporated cities, and are estimated using a different method than the city/town estimates. Because of this, they will differ from city estimates." Estimates are rounded and may include partial persons.

^c Elected positions per NRS 3.011-3.0197, NRS 4.020, and NRS 5.020. Quasi-judicial includes positions such as masters, commissioners, and referees in accordance with NRCP and JCRC Rule 53. All information as of 6/30/2021.

^d Criminal cases include felony, gross misdemeanor, non-traffic misdemeanor, and criminal appeals. Traffic and parking cases include juvenile traffic statistics from the courts that process these matters (see Table B9). Counts may include reopened cases.

^f Non-criminal cases include civil, family, and juvenile (non-traffic) cases for District Court and civil cases for Justice and Municipal Courts

^g Authorized positions added in January 2021 due to statute revisions. Second and Fourth Judicial District added one position; Eighth Judicial District added six positions.

^h Reopened (cases) not reported or under-reported.

^k Includes administrative case closures.

^l Juvenile traffic violations handled and reported by Justice Courts.

^m Authorized positions, one department was vacant until February 2021.

Source: Uniform System for Judicial Records, Nevada AOC, Research and Statistics Unit.

Table A1. Summary of District Court Criminal and Civil Cases, Fiscal Years 2020-21. ^a
 (See Table A3 for Juvenile Traffic.)

Court	Criminal (Non-Traffic) Cases ^b						Civil Cases					
	Filed		Disposed		Pending		Filed		Disposed		Pending	
	FY 2020	FY 2021	FY 2020	FY 2021	FY 2021 Active	FY 2021 Inactive	FY 2020	FY 2021	FY 2020	FY 2021	FY 2021 Active	FY 2021 Inactive
First Judicial District												
Carson City District Court	306	341	233	227	122 ^c	- ^d	518	528	477	409	367 ^c	- ^d
Storey County District Court	8	5	5	1	27 ^c	- ^d	28	39	19	40	18 ^c	- ^d
Second Judicial District												
Washoe County District Court	2,487	1,781	1,970	1,443	324	988	3,081	3,356	3,124	2,942	1,611	216
Third Judicial District												
Lyon County District Court	311	259	349	260	81	124	354	357	306	337	288	4
Fourth Judicial District												
Elko County District Court	480	521	551	515	179	72	311	381	302	377	276	0
Fifth Judicial District												
Esmeralda County District Court	6 ^r	4	2 ^r	2	12	11	8 ^r	19	0	13	100	61
Nye County District Court	225	170	251	126	265	26	445	545	158	142	3,641	72
Sixth Judicial District												
Humboldt County District Court	91	75	55	117	98	59	100	130	125	128	288	2
Seventh Judicial District												
Eureka County District Court	7	10	7	6	6	1	14	15	11	14	12	0
Lincoln County District Court	51	51	22	50	39	33	47	41	28	49	32	0
White Pine County District Court	129	111	125	103	80	48	99	114	101	95	143	0
Eighth Judicial District												
Clark County District Court	10,372	12,314	10,618	11,895	6,257	7,890	24,834	25,815	23,296	24,236	32,770	1,389
Ninth Judicial District												
Douglas County District Court	195	195	175	149	110	72	335	361	254	275	242	3
Tenth Judicial District												
Churchill County District Court	199	241	231	244	50	90	142	205	178	178	59	11
Eleventh Judicial District												
Lander County District Court	34	22	30	22	7	8	35	42	52	25	175	47
Mineral County District Court	48	28	39	22	13	11	31	54	17	18	58	126
Pershing County District Court	28 ⁱ	29	29	38	8	15	119	116	71	97	211	52
Total	14,977 ^r	16,157	14,692 ^r	15,220	7,678	9,448	30,501 ^r	32,118	28,519	29,375	40,291	1,983

^a Case statistics include cases that may have been reopened. Pending cases reported by the courts as of June 30, 2021.

^b Includes criminal appeals of limited jurisdiction courts.

^c Estimated from fiscal years 2017-21 new filings less dispositions. Reopened cases not included.

^d Statistic not reported by the court.

ⁱ Incomplete.

^r Revised from previous publications.

Source: Uniform System for Judicial Records, Nevada AOC, Research and Statistics Unit.

Table A2. Summary of District Court Family and Juvenile Cases, Fiscal Years 2020-21. ^a
 (See Table A3 for Juvenile Traffic.)

Court	Family Cases						Juvenile (Non-Traffic) Cases					
	Filed		Disposed		Pending		Filed		Disposed		Pending	
	FY 2020	FY 2021	FY 2020	FY 2021	FY 2021 Active	FY 2021 Inactive	FY 2020	FY 2021	FY 2020	FY 2021	FY 2021 Active	FY 2021 Inactive
First Judicial District												
Carson City District Court	1,525	1,516	1,455	1,380	0 ^b	- ^c	325	253	279	201	0 ^b	- ^c
Storey County District Court	25	32	18	22	30 ^b	- ^c	5	1	5	1	0 ^b	- ^c
Second Judicial District												
Washoe County District Court	10,310	9,541	8,452	7,619	1,814	13	1,533 ^d	913 ^d	2,155 ^f	1,626 ^f	484	226
Third Judicial District												
Lyon County District Court	1,060	1,017	1,112	1,012	274	8	180	141	176	141	96	10
Fourth Judicial District												
Elko County District Court	1,009	922	843	885	574	2	185	172	239	189	56	30
Fifth Judicial District												
Esmeralda County District Court	3 ^r	4	0	3	25	8	2 ^r	2	0	0	10	0
Nye County District Court	639	628	346	402	4,416	45	412	151	432	104	479	10
Sixth Judicial District												
Humboldt County District Court	548	534	781 ^f	791 ^f	614	0	72	109	174 ^f	117 ^g	107	0
Seventh Judicial District												
Eureka County District Court	10	15	9	6	12	0	5	1	3	3	1	0
Lincoln County District Court	36	25	22	26	74	16	15	19	12	15	46	0
White Pine County District Court	148	140	122	117	144	0	102	122	81	137	20	5
Eighth Judicial District												
Clark County District Court	52,814	51,842	58,804	47,425	24,451	3,736	6,147	3,644	5,298	7,093 ^f	15,984	751
Ninth Judicial District												
Douglas County District Court	554	590	514	500	184	0	96	105	52	73	58	0
Tenth Judicial District												
Churchill County District Court	1,042	1,023	1,162	1,026	177	52	238	122	248	132	9	10
Eleventh Judicial District												
Lander County District Court	196	143	188	131	161	25	18	25	23	16	149	0
Mineral County District Court	44	70	25	35	89	211	20	18	6	28	278	430
Pershing County District Court	72	57	31	33	112	6	57	58	30	32	50	0
Total	70,035^r	68,099	73,884	61,413	33,151	4,122	9,412^r	5,856	9,213	9,908	17,827	1,472

^a Case statistics include cases that may have been reopened. Pending cases reported by the courts as of June 30, 2021.

^b Estimated from fiscal years 2017-21 new filings less dispositions. Reopened cases not included.

^c Statistic not reported by the court.

^d Reopened (cases) not reported or under-reported.

^f Includes some administrative case closures.

^g Court reported a large number of administrative closures (1,062 delinquency and 98 dependency cases). Because many of these dispositions are unrelated to the filings for the current fiscal year and in an effort to more accurately reflect actual dispositions of active cases, these administrative closures were not included in total dispositions but are provided in this footnote for general information.

^r Revised from previous publications.

Source: Uniform System for Judicial Records, Nevada AOC, Research and Statistics Unit.

Table A3. Summary of Juvenile Traffic Cases Filed and Disposed in District Court, Fiscal Years 2020-21.^a

Court	Total Cases		Total Charges		Total Disposed	
	FY 2020	FY 2021	FY 2020	FY 2021	FY 2020	FY 2021
First Judicial District						
Carson City District Court	226	196	300	265	137	142
Storey County District Court	7	5	13	7	2	4
Second Judicial District						
Washoe County District Court	1,075 ^b	1,074 ^b	1,486	1,575	892	1,146
Third Judicial District						
Lyon County District Court	172	143	260	202	185	138
Fourth Judicial District						
Elko County District Court	223	201	259	238	201	192
Fifth Judicial District						
Esmeralda County District Court	1 ^r	10	1 ^r	10	1 ^r	9
Nye County District Court	51	67	66	90	49	10
Sixth Judicial District						
Humboldt County District Court	88	68	111	81	70	150 ^c
Seventh Judicial District						
Eureka County District Court	(d)	(d)	(d)	(d)	(d)	(d)
Lincoln County District Court	(d)	(d)	(d)	(d)	(d)	(d)
White Pine County District Court	(d)	(d)	(d)	(d)	(d)	(d)
Eighth Judicial District						
Clark County District Court	(d)	(d)	(d)	(d)	(d)	(d)
Ninth Judicial District						
Douglas County District Court	116	166	138	210	92	137
Tenth Judicial District						
Churchill County District Court	81	93	110	121	74	92
Eleventh Judicial District						
Lander County District Court	24	6	28	6	21	8
Mineral County District Court	20	21	23	30	13	21
Pershing County District Court	15	9	21	12	17	9
Total	2,099^r	2,059	2,816^r	2,847	1,754^r	2,058

^a Table contains juvenile traffic statistics (see appendix table B9). Case statistics include cases that may have been reopened.

^b Reopened (cases) not reported.

^c Includes administrative case closures.

^d Juvenile traffic violations handled and reported by limited jurisdiction courts.

^r Revised from previous publications.

Source: Uniform System for Judicial Records, Nevada AOC, Research and Statistics Unit.

Table A4. Summary of Justice Court Non-Traffic Cases Filed and Disposed, Fiscal Years 2020-21.^a

(See Table A5 for traffic data.)

Court	Criminal Cases				Civil Cases			
	Filed		Disposed		Filed		Disposed	
	FY 2020	FY 2021	FY 2020	FY 2021	FY 2020	FY 2021	FY 2020	FY 2021
First Judicial District								
Carson City								
Carson City Justice Court ^b	1,690	1,916	1,133	1,272	2,530	2,138	3,305 ^c	2,420
Storey County								
Virginia City Justice Court	192	231	142	113	79	39	59	39
Second Judicial District								
Washoe County								
Incline Village Justice Court	313	282	265	253	150	102	168	72
Reno Justice Court	5,474	5,296	4,927	4,192	7,613	7,158	7,275	8,028
Sparks Justice Court	2,894	3,105	2,575	2,843	3,917	2,954	4,479	3,053
Wadsworth Justice Court	71	68	42	56	18	11	8	17
Third Judicial District								
Lyon County								
Canal Justice Court	350	378	297	430	921	909	930	686
Dayton Justice Court	378	378	365	357	713	636	668	582
Walker River Justice Court	446	455	476	511	611	544	669	620
Fourth Judicial District								
Elko County								
Carlin Justice Court	97	86	91	81	76	57	67	81
Eastline Justice Court	127	177	121	117	68	78	59	70
Elko Justice Court	1,444	1,646	1,528	1,673	1,207	1,059	1,756 ^c	1,113
Wells Justice Court	109	137	87	92	43	44	31	32
Fifth Judicial District								
Esmeralda County								
Esmeralda Justice Court	0	0	0	0	1	12	4	12
Nye County								
Beatty Justice Court	77	76	83	91	41	46	29	55
Pahrump Justice Court	1,216	1,142	1,565 ^c	1,192	788	1,025	734	866
Tonopah Justice Court	130	150	151	167	95	63	81	64
Sixth Judicial District								
Humboldt County								
Union Justice Court	511	473	537	498	570	503	479	440
Seventh Judicial District								
Eureka County								
Eureka Justice Court	58	52	51	49	20	32	14	27
Lincoln County								
Meadow Valley Justice Court	164	126	129	117	53 ^r	58	18 ^r	60
Pahrnagat Valley Justice Court	76	58	79	100 ^c	18	12	20	10
White Pine County								
Ely Justice Court	379	336	277	367	285	254	339	245
Eighth Judicial District								
Clark County								
Boulder Justice Court	113	172	99	153	272	290	227	228
Bunkerville Justice Court	9	13	9	13	7	5	3	8
Goodsprings Justice Court	196	414	225	334	43	46	30	36
Henderson Justice Court	2,896	2,062	2,593	2,074	6,677	7,740	6,163	6,254
Las Vegas Justice Court	58,313	45,654	49,151	46,256	64,083	63,683	66,988	57,109
Laughlin Justice Court	634	557	561	446	392	264	371	192
Mesquite Justice Court	227	240	231	291 ^c	192	228	184	176
Moapa Justice Court	45	80	54	68	13	12	14	17
Moapa Valley Justice Court	140	88	121	81	52	83	48	52
North Las Vegas Justice Court	3,085	2,449	3,008	2,427	6,853	6,547	7,827	8,367 ^c
Searchlight Justice Court	102	66	93	58	18	15	13	12
Ninth Judicial District								
Douglas County								
East Fork Justice Court	1,205	1,186	1,050	1,163	730	643	967 ^c	595
Tahoe Justice Court	653	673	579	573	121	81	116	81
Tenth Judicial District								
Churchill County								
New River Justice Court	679	739	687	757	677	743	792	652
Eleventh Judicial District								
Lander County								
Argenta Justice Court	169 ^r	180	167	170	117	131	186 ^c	113
Austin Justice Court	9	5	38 ^c	19 ^c	3	7	2	2
Mineral County								
Hawthorne Justice Court	339	375	262	292	96	101	48	114
Pershing County								
Lake Justice Court	270	224	269	264 ^c	159	118	110	136
Total	85,280^r	71,745	74,118	70,010	100,322^r	98,471	105,281^r	92,736

^a Case statistics include cases that may have been reopened.

^b Carson City Justice Court includes municipal court information.

^c Includes administrative case closures.

^r Revised from previous publications.

Source: Uniform System for Judicial Records, Nevada AOC, Research and Statistics Unit.

Table A5. Summary of Justice Court Traffic Cases Filed and Disposed, Fiscal Years 2020-21.^a

Court	Total Cases		Total Charges		Total Disposed	
	FY 2020	FY 2021	FY 2020	FY 2021	FY 2020	FY 2021
First Judicial District						
Carson City						
Carson City Justice Court ^b	9,276	7,572	11,701	9,816	9,636	6,559
Storey County						
Virginia City Justice Court	1,219	1,495	1,672	1,963	1,270	1,417
Second Judicial District						
Washoe County						
Incline Village Justice Court	2,674	3,770	2,898	3,934	2,168	3,579
Reno Justice Court	16,599	15,398	20,432	18,597	17,038	14,789
Sparks Justice Court	5,130	4,389	6,744	5,911	5,406	4,620
Wadsworth Justice Court	2,161	1,684	2,590	2,002	2,092	1,542
Third Judicial District						
Lyon County						
Canal Justice Court	505	418	664	577	805 ^c	360
Dayton Justice Court	2,064	1,792	2,553	2,204	2,286	1,749
Walker River Justice Court	2,049	2,354	2,538	2,912	2,133	2,182
Fourth Judicial District						
Elko County						
Carlin Justice Court	815	514	952	613	818	538
Eastline Justice Court	272	187	349	256	324	193
Elko Justice Court	6,014	4,382	6,910	5,086	5,670	4,624
Wells Justice Court	3,087	3,888	3,393	4,304	2,922	3,597
Fifth Judicial District						
Esmeralda County						
Esmeralda Justice Court	2,108	1,510	2,108	1,510	2,108	1,510
Nye County						
Beatty Justice Court	1,349	965	1,530	1,160	1,362	808
Pahrump Justice Court	3,201	3,017	3,691	3,860	3,736	3,009
Tonopah Justice Court	2,142	2,055	2,382	2,277	2,341	2,018
Sixth Judicial District						
Humboldt County						
Union Justice Court	4,926	5,170	5,571	5,839	4,560	5,039
Seventh Judicial District						
Eureka County						
Eureka Justice Court	693	489	806	542	653	478
Lincoln County						
Meadow Valley Justice Court	924	1,112	1,035	1,187	920	971
Pahrangat Valley Justice Court	2,156	2,144	2,330	2,315	2,356	2,075
White Pine County						
Ely Justice Court	2,122	1,901	2,323	2,103	2,147	1,732
Eighth Judicial District						
Clark County						
Boulder Justice Court	1,841	3,060	2,009	3,413	1,374	2,975
Bunkerville Justice Court	497	954	559	1,091	553	848
Goodsprings Justice Court	6,932	7,083	8,690	8,790	10,428 ^c	9,620 ^c
Henderson Justice Court	4,572	4,003	5,747	5,069	5,029	4,189
Las Vegas Justice Court	164,852 ^d	143,741 ^d	206,384	177,714	156,281	95,632
Laughlin Justice Court	6,948	5,897	8,505	7,282	7,565	4,944
Mesquite Justice Court	0	0	17	12	0	0
Moapa Justice Court	1,749	1,742	1,963	2,021	1,835	1,577
Moapa Valley Justice Court	1,066	1,075	1,303	1,267	1,074	1,081
North Las Vegas Justice Court	1,134	1,042	2,026	1,673	1,010	949
Searchlight Justice Court	4,608	3,178	5,330	3,729	4,354	3,033
Ninth Judicial District						
Douglas County						
East Fork Justice Court	4,051	3,187	5,151	4,201	3,622	3,177
Tahoe Justice Court	2,503	1,744	3,077	2,166	2,282	1,594
Tenth Judicial District						
Churchill County						
New River Justice Court	2,930	3,818	3,627	4,734	3,300	3,328
Eleventh Judicial District						
Lander County						
Argenta Justice Court	897 ^f	451	1,028 ^f	501	1,061	619 ^c
Austin Justice Court	861	1,273	916	1,339	877	1,095
Mineral County						
Hawthorne Justice Court	4,203	4,305	4,710	5,046	4,106	3,796
Pershing County						
Lake Justice Court	1,192	507	1,341	615	1,071	956 ^c
Total	282,322^f	253,266	347,555^f	309,631	278,573	202,802

^a Table contains adult traffic and parking statistics (see table B5-1). Information may include juvenile traffic statistics (see table B9) or cases that may have been reopened.

^b Carson City Justice Court includes municipal court information.

^c Includes administrative closures.

^d Reopened (cases) under-reported.

^f Revised from previous publications.

Source: Uniform System for Judicial Records, Nevada AOC, Research and Statistics Unit.

Table A6. Summary of Municipal Court Non-Traffic Cases Filed and Disposed, Fiscal Years 2020-21. ^a
 (See Table A7 for traffic data.)

Court	Criminal Cases				Civil Cases			
	Filed		Disposed		Filed		Disposed	
	FY 2020	FY 2021	FY 2020	FY 2021	FY 2020	FY 2021	FY 2020	FY 2021
First Judicial District								
Carson City Municipal Court	(b)	(b)	(b)	(b)	(b)	(b)	(b)	(b)
Second Judicial District								
Reno Municipal Court	6,541	5,309	5,941	5,881	105	87	97	69
Sparks Municipal Court	1,962 ^c	1,630 ^c	2,135	1,841	25	21	18	20
Third Judicial District								
Fernley Municipal Court	351	348	249	306	1	2	0	0
Yerington Municipal Court	100	61	85	43	0	0	0	0
Fourth Judicial District								
Carlin Municipal Court	87	29	87	30	0	0	0	0
Elko Municipal Court	381	349	285	372	0	2	0	1
Wells Municipal Court	11	10	8	8	0	0	0	0
West Wendover Municipal Court	118	145	92	103	0	1	0	1
Seventh Judicial District								
Caliente Municipal Court	0	1	0	1	0	0	0	0
Ely Municipal Court	114	124	209 ^d	127	0	0	0	0
Eighth Judicial District								
Boulder Municipal Court	462	581	354	505	4	5	2	4
Henderson Municipal Court	8,175	7,295	7,244	6,447	102	130	126	168
Las Vegas Municipal Court	22,211	21,043	19,481	15,831	636	730	600	733
Mesquite Municipal Court	545	659	461	531	5	4	6	3
North Las Vegas Municipal Court	4,504	4,086	4,836	4,342	81	58	80	58
Tenth Judicial District								
Fallon Municipal Court	338	311	274	316	1	1	0	0
Total	45,900	41,981	41,741	36,684	960	1,041	929	1,057

^a Case statistics include cases that may have been reopened.

^b Carson City is a consolidated municipality and statistics are reported in the Justice Court tables.

^c Reopened (cases) under-reported.

^d Includes administrative case closures.

Source: Uniform System for Judicial Records, Nevada AOC, Research and Statistics Unit.

Table A7. Summary of Municipal Court Traffic Cases Filed and Disposed, Fiscal Years 2020-21.^a

Court	Total Cases		Total Charges		Total Disposed	
	FY 2020	FY 2021	FY 2020	FY 2021	FY 2020	FY 2021
First Judicial District						
Carson City Municipal Court	(b)	(b)	(b)	(b)	(b)	(b)
Second Judicial District						
Reno Municipal Court	11,523	12,815	15,255	16,871	9,924	13,055
Sparks Municipal Court	3,458 ^c	3,263 ^c	5,267	5,044	3,814	3,301
Third Judicial District						
Fernley Municipal Court	2,677	2,018	3,536	2,739	2,656	1,931
Yerington Municipal Court	69	70	110	99	55	66
Fourth Judicial District						
Carlin Municipal Court	271	87	272	97	254	95
Elko Municipal Court	279	221	327	283	270	245
Wells Municipal Court	36	8	36	8	35	6
West Wendover Municipal Court	418	299	468	324	448	294
Seventh Judicial District						
Caliente Municipal Court	0	0	0	0	0	0
Ely Municipal Court	231	261	314	344	227	269
Eighth Judicial District						
Boulder Municipal Court	2,818	2,545	3,592	3,474	2,469	2,925
Henderson Municipal Court	22,573	18,635	22,712	18,966	20,318	16,497
Las Vegas Municipal Court	55,424	43,617	71,177	55,615	49,521	43,043
Mesquite Municipal Court	1,181	1,238	1,542	1,604	1,165	1,073
North Las Vegas Municipal Court	17,057	16,177	26,145	25,251	19,356	14,457
Tenth Judicial District						
Fallon Municipal Court	413	276	596	402	427	302
Total	118,428	101,530	151,349	131,121	110,939	97,559

^a Table contains adult traffic and parking statistics (see table B7-1). Information may include juvenile traffic statistics (see table B9) or cases that may have been reopened.

^b Carson City is a consolidated municipality and statistics are reported in the Justice Court tables.

^c Reopened (cases) under-reported.

Source: Uniform System for Judicial Records, Nevada AOC, Research and Statistics Unit.

Table B1-1. Criminal Caseload Processed by District Courts in Nevada, Fiscal Year 2021.

District Court, Criminal Caseload, Aggregate (1 of 2)			Felony, Total	Gross Misdemeanor, Total	Criminal Appeal from LJ Courts	Totals	
Totals^a	Nevada District Courts	New Filings (cases)	8,570	1,886	61	10,517	
		Reopened (cases)	4,959	677	4	5,640	
		Charges	15,528	2,576	0	18,104	
		Grand Total Dispositions	12,771	2,399	50	15,220	
		Total Non-Trial Dispositions	12,707	2,393	50	15,150	
		Total Bench Trial Dispositions	6	1	0	7	
		Total Jury Trial Dispositions	58	5	0	63	
1st Judicial District	Carson City District Court	New Filings (cases)	223	46	2	271	
		Reopened (cases)	53	16	1	70	
		Charges	264	63	0	327	
		Grand Total Dispositions	182	45	0	227	
		Total Non-Trial Dispositions	181	45	0	226	
		Total Bench Trial Dispositions	0	0	0	0	
			Total Jury Trial Dispositions	1	0	0	1
	Storey County District Court	New Filings (cases)	4	0	1	5	
		Reopened (cases)	0	0	0	0	
		Charges	12	1	0	13	
		Grand Total Dispositions	1	0	0	1	
		Total Non-Trial Dispositions	1	0	0	1	
Total Bench Trial Dispositions		0	0	0	0		
		Total Jury Trial Dispositions	0	0	0	0	
2nd Judicial District	Washoe County District Court	New Filings (cases)	992	233	10	1,235	
		Reopened (cases)	465	81	0	546	
		Charges	1,379	333	0	1,712	
		Grand Total Dispositions	1,200	243	0	1,443	
		Total Non-Trial Dispositions	1,190	243	0	1,433	
		Total Bench Trial Dispositions	0	0	0	0	
		Total Jury Trial Dispositions	10	0	0	10	
3rd Judicial District	Lyon County District Court	New Filings (cases)	129	44	3	176	
		Reopened (cases)	66	17	0	83	
		Charges	177	48	0	225	
		Grand Total Dispositions	207	53	0	260	
		Total Non-Trial Dispositions	201	53	0	254	
		Total Bench Trial Dispositions	0	0	0	0	
		Total Jury Trial Dispositions	6	0	0	6	
4th Judicial District	Elko County District Court	New Filings (cases)	244	121	2	367	
		Reopened (cases)	98	56	0	154	
		Charges	333	153	0	486	
		Grand Total Dispositions	334	176	5	515	
		Total Non-Trial Dispositions	327	175	5	507	
		Total Bench Trial Dispositions	0	0	0	0	
		Total Jury Trial Dispositions	7	1	0	8	
5th Judicial District	Esmeralda County District Court	New Filings (cases)	4	0	0	4	
		Reopened (cases)	0	0	0	0	
		Charges	17	0	0	17	
		Grand Total Dispositions	2	0	0	2	
		Total Non-Trial Dispositions	2	0	0	2	
		Total Bench Trial Dispositions	0	0	0	0	
			Total Jury Trial Dispositions	0	0	0	0
	Nye County District Court	New Filings (cases)	126	28	0	154	
		Reopened (cases)	16	0	0	16	
		Charges	215	31	0	246	
		Grand Total Dispositions	109	17	0	126	
		Total Non-Trial Dispositions	107	16	0	123	
Total Bench Trial Dispositions		0	0	0	0		
		Total Jury Trial Dispositions	2	1	0	3	
6th Judicial District	Humboldt County District Court	New Filings (cases)	64	1	0	65	
		Reopened (cases)	10	0	0	10	
		Charges	122	2	0	124	
		Grand Total Dispositions	112	5	0	117	
		Total Non-Trial Dispositions	110	5	0	115	
		Total Bench Trial Dispositions	0	0	0	0	
		Total Jury Trial Dispositions	2	0	0	2	

^a Totals reflect aggregate information from the Nevada District Courts. Information contained herein may reflect non-standard reporting and is noted by subsequent footnotes.

Source: Uniform System for Judicial Records, Nevada AOC, Research and Statistics Unit.

Table B1-1. Criminal Caseload Processed by District Courts in Nevada, Fiscal Year 2021.

District Court, Criminal Caseload, Aggregate (2 of 2)			Felony, Total	Gross Misdemeanor, Total	Criminal Appeal from LJ Courts	Totals
7th Judicial District	Eureka County District Court	New Filings (cases)	10	0	0	10
		Reopened (cases)	0	0	0	0
		Charges	32	0	0	32
		Grand Total Dispositions	6	0	0	6
		Total Non-Trial Dispositions	6	0	0	6
		Total Bench Trial Dispositions	0	0	0	0
	Total Jury Trial Dispositions	0	0	0	0	
	Lincoln County District Court	New Filings (cases)	42	5	0	47
		Reopened (cases)	3	1	0	4
		Charges	87	5	0	92
		Grand Total Dispositions	38	11	1	50
		Total Non-Trial Dispositions	38	11	1	50
		Total Bench Trial Dispositions	0	0	0	0
	Total Jury Trial Dispositions	0	0	0	0	
	White Pine County District Court	New Filings (cases)	91	2	0	93
Reopened (cases)		17	1	0	18	
Charges		223	2	0	225	
Grand Total Dispositions		100	3	0	103	
Total Non-Trial Dispositions		98	3	0	101	
Total Bench Trial Dispositions		0	0	0	0	
Total Jury Trial Dispositions	2	0	0	2		
8th Judicial District	Clark County District Court	New Filings (cases)	6,295	1,352	35	7,682
		Reopened (cases)	4,137	492	3	4,632
		Charges	12,095	1,865	0	13,960
		Grand Total Dispositions	10,090	1,774	31	11,895
		Total Non-Trial Dispositions	10,059	1,770	31	11,860
		Total Bench Trial Dispositions	6	1	0	7
Total Jury Trial Dispositions	25	3	0	28		
9th Judicial District	Douglas County District Court	New Filings (cases)	137	10	7	154
		Reopened (cases)	38	3	0	41
		Charges	188	11	0	199
		Grand Total Dispositions	127	15	7	149
		Total Non-Trial Dispositions	125	15	7	147
		Total Bench Trial Dispositions	0	0	0	0
Total Jury Trial Dispositions	2	0	0	2		
10th Judicial District	Churchill County District Court	New Filings (cases)	149	36	0	185
		Reopened (cases)	48	8	0	56
		Charges	207	38	0	245
		Grand Total Dispositions	201	42	1	244
		Total Non-Trial Dispositions	200	42	1	243
		Total Bench Trial Dispositions	0	0	0	0
Total Jury Trial Dispositions	1	0	0	1		
11th Judicial District	Lander County District Court	New Filings (cases)	11	4	0	15
		Reopened (cases)	5	2	0	7
		Charges	30	4	0	34
		Grand Total Dispositions	15	6	1	22
		Total Non-Trial Dispositions	15	6	1	22
		Total Bench Trial Dispositions	0	0	0	0
	Total Jury Trial Dispositions	0	0	0	0	
	Mineral County District Court	New Filings (cases)	23	3	0	26
		Reopened (cases)	2	0	0	2
		Charges	37	9	0	46
		Grand Total Dispositions	16	5	1	22
		Total Non-Trial Dispositions	16	5	1	22
		Total Bench Trial Dispositions	0	0	0	0
	Total Jury Trial Dispositions	0	0	0	0	
	Pershing County District Court	New Filings (cases)	26	1	1	28
Reopened (cases)		1	0	0	1	
Charges		110	11	0	121	
Grand Total Dispositions		31	4	3	38	
Total Non-Trial Dispositions		31	4	3	38	
Total Bench Trial Dispositions		0	0	0	0	
Total Jury Trial Dispositions	0	0	0	0		

Source: Uniform System for Judicial Records, Nevada AOC, Research and Statistics Unit.

Table B1-2. Criminal Caseload Processed by District Courts in Nevada, Fiscal Year 2021.

District Court, Criminal Caseload, Felony (1 of 3)			Crimes Against Persons, Felony	Domestic Violence, Felony	Older/Vulnerable Persons Abuse, Felony	Child Abuse & Neglect, Felony	Protection Order Violation, Felony	Crimes Against Property, Felony	Drugs, Felony	Weapons, Felony	Public Order, Felony	Motor Vehicle - DUI, Felony	Motor Vehicle - Reckless, Felony	Motor Vehicle - Other, Felony	Other, Felony	
Totals^a	Nevada District Courts	New Filings (cases)	2,652	194	40	175	16	2,879	1,028	856	75	306	90	111	148	
		Reopened (cases)	1,438	64	14	91	8	2,144	643	396	27	32	21	30	51	
		Charges	5,563	456	83	409	18	4,806	1,508	1,736	113	333	122	183	198	
		Grand Total Dispositions	3,673	217	55	246	13	4,963	1,746	1,057	69	334	77	106	215	
		Total Non-Trial Dispositions	3,634	215	55	245	13	4,953	1,737	1,057	69	331	77	106	215	
		Total Bench Trial Dispositions	3	0	0	0	0	2	1	0	0	0	0	0	0	
		Total Jury Trial Dispositions	36	2	0	1	0	8	8	0	0	3	0	0	0	
1st Judicial District	Carson City District Court	New Filings (cases)	40	3	1	4	3	66	67	13	0	10	2	6	8	
		Reopened (cases)	7	1	0	2	1	20	14	1	0	0	0	1	6	
		Charges	49	4	1	4	3	77	82	18	0	10	2	6	8	
		Grand Total Dispositions	33	4	1	4	1	54	49	7	0	13	1	6	9	
		Total Non-Trial Dispositions	33	4	1	4	1	54	49	7	0	12	1	6	9	
	Total Bench Trial Dispositions	0	0	0	0	0	0	0	0	0	0	0	0	0		
	Total Jury Trial Dispositions	0	0	0	0	0	0	0	0	0	1	0	0	0		
	Storey County District Court	New Filings (cases)	1	0	0	0	0	3	0	0	0	0	0	0	0	0
		Reopened (cases)	0	0	0	0	0	0	0	0	0	0	0	0	0	
		Charges	4	0	0	0	0	8	0	0	0	0	0	0	0	
Grand Total Dispositions		0	0	0	0	0	1	0	0	0	0	0	0	0		
Total Non-Trial Dispositions		0	0	0	0	0	1	0	0	0	0	0	0	0		
Total Bench Trial Dispositions	0	0	0	0	0	0	0	0	0	0	0	0	0			
Total Jury Trial Dispositions	0	0	0	0	0	0	0	0	0	0	0	0	0			
2nd Judicial District	Washoe County District Court	New Filings (cases)	269	17	3	24	2	254	164	93	7	94	5	26	34	
		Reopened (cases)	92	0	0	0	2	195	115	28	3	9	0	7	14	
		Charges	398	30	4	33	2	356	207	148	12	102	5	40	42	
		Grand Total Dispositions	289	14	2	11	2	412	245	76	5	78	3	22	41	
		Total Non-Trial Dispositions	281	13	2	11	2	412	244	76	5	78	3	22	41	
Total Bench Trial Dispositions	0	0	0	0	0	0	0	0	0	0	0	0	0			
Total Jury Trial Dispositions	8	1	0	0	0	0	1	0	0	0	0	0	0			
3rd Judicial District	Lyon County District Court	New Filings (cases)	19	3	0	4	0	45	28	10	0	6	0	12	2	
		Reopened (cases)	18	0	0	2	1	24	16	1	0	0	1	3	0	
		Charges	31	7	0	4	0	59	39	16	0	7	0	12	2	
		Grand Total Dispositions	44	1	0	5	1	73	50	8	0	7	0	16	2	
		Total Non-Trial Dispositions	40	1	0	5	1	71	50	8	0	7	0	16	2	
Total Bench Trial Dispositions	0	0	0	0	0	0	0	0	0	0	0	0	0			
Total Jury Trial Dispositions	4	0	0	0	0	2	0	0	0	0	0	0	0			
4th Judicial District	Elko County District Court	New Filings (cases)	48	6	0	2	1	78	73	11	0	15	0	4	6	
		Reopened (cases)	14	0	0	0	0	40	37	4	0	2	0	1	0	
		Charges	75	7	0	13	1	109	84	13	1	16	0	5	9	
		Grand Total Dispositions	49	5	0	2	0	116	131	14	0	10	0	4	3	
		Total Non-Trial Dispositions	46	5	0	2	0	116	128	14	0	9	0	4	3	
Total Bench Trial Dispositions	0	0	0	0	0	0	0	0	0	0	0	0	0			
Total Jury Trial Dispositions	3	0	0	0	0	0	3	0	0	1	0	0	0			

^a Totals reflect aggregate information from the Nevada District Courts. Information contained herein may reflect non-standard reporting and is noted by subsequent footnotes. Case types determined by the USJR charge hierarchy defined in the Nevada Courts Statistical Reporting Dictionary.

Source: Uniform System for Judicial Records, Nevada AOC, Research and Statistics Unit.

Table B1-2. Criminal Caseload Processed by District Courts in Nevada, Fiscal Year 2021.

District Court, Criminal Caseload, Felony (2 of 3)			Crimes Against Persons, Felony	Domestic Violence, Felony	Older/Vulnerable Persons Abuse, Felony	Child Abuse & Neglect, Felony	Protection Order Violation, Felony	Crimes Against Property, Felony	Drugs, Felony	Weapons, Felony	Public Order, Felony	Motor Vehicle - DUI, Felony	Motor Vehicle - Reckless, Felony	Motor Vehicle - Other, Felony	Other, Felony	
5th Judicial District	Esmeralda County	Esmeralda County District Court	New Filings (cases)	2	0	0	0	0	2	0	0	0	0	0	0	
			Reopened (cases)	0	0	0	0	0	0	0	0	0	0	0	0	0
			Charges	15	0	0	0	0	2	0	0	0	0	0	0	0
			Grand Total Dispositions	0	0	0	0	0	2	0	0	0	0	0	0	0
			Total Non-Trial Dispositions	0	0	0	0	0	2	0	0	0	0	0	0	0
			Total Bench Trial Dispositions	0	0	0	0	0	0	0	0	0	0	0	0	0
		Total Jury Trial Dispositions	0	0	0	0	0	0	0	0	0	0	0	0	0	
	Nye County	Nye County District Court	New Filings (cases)	50	2	0	6	0	40	17	3	1	1	0	3	3
			Reopened (cases)	4	0	0	2	0	3	7	0	0	0	0	0	0
			Charges	113	2	0	7	0	59	19	6	2	1	0	3	3
			Grand Total Dispositions	32	0	1	5	0	28	29	9	0	1	0	1	3
			Total Non-Trial Dispositions	31	0	1	5	0	27	29	9	0	1	0	1	3
			Total Bench Trial Dispositions	0	0	0	0	0	0	0	0	0	0	0	0	0
		Total Jury Trial Dispositions	1	0	0	0	0	1	0	0	0	0	0	0	0	
6th Judicial District	Humboldt County	Humboldt County District Court	New Filings (cases)	24	0	0	0	0	18	18	0	1	3	0	0	
			Reopened (cases)	3	0	0	0	0	5	1	0	0	1	0	0	
			Charges	48	0	0	0	0	36	34	0	1	3	0	0	
			Grand Total Dispositions	36	0	0	0	0	26	38	0	2	10	0	0	
			Total Non-Trial Dispositions	35	0	0	0	0	26	38	0	2	9	0	0	
			Total Bench Trial Dispositions	0	0	0	0	0	0	0	0	0	0	0	0	
	Total Jury Trial Dispositions	1	0	0	0	0	0	0	0	0	1	0	0			
7th Judicial District	Eureka County	Eureka County District Court	New Filings (cases)	2	3	1	0	0	2	2	0	0	0	0	0	
			Reopened (cases)	0	0	0	0	0	0	0	0	0	0	0	0	
			Charges	3	18	1	0	0	8	2	0	0	0	0	0	
			Grand Total Dispositions	1	2	0	0	0	2	1	0	0	0	0	0	
			Total Non-Trial Dispositions	1	2	0	0	0	2	1	0	0	0	0	0	
			Total Bench Trial Dispositions	0	0	0	0	0	0	0	0	0	0	0	0	
		Total Jury Trial Dispositions	0	0	0	0	0	0	0	0	0	0	0	0		
	Lincoln County	Lincoln County District Court	New Filings (cases)	10	0	0	1	0	12	13	2	0	0	0	1	3
			Reopened (cases)	0	0	0	0	0	1	1	0	0	0	0	1	0
			Charges	43	0	0	1	0	13	22	2	0	0	0	2	4
			Grand Total Dispositions	5	0	0	1	0	11	15	1	1	0	0	1	3
			Total Non-Trial Dispositions	5	0	0	1	0	11	15	1	1	0	0	1	3
			Total Bench Trial Dispositions	0	0	0	0	0	0	0	0	0	0	0	0	0
		Total Jury Trial Dispositions	0	0	0	0	0	0	0	0	0	0	0	0	0	
	White Pine County	White Pine County District Court	New Filings (cases)	35	7	0	2	0	7	25	6	1	1	0	0	7
			Reopened (cases)	3	0	1	0	0	0	12	1	0	0	0	0	0
			Charges	73	12	0	8	0	47	61	10	1	1	0	0	10
			Grand Total Dispositions	29	3	2	4	0	6	46	5	2	0	0	0	3
		Total Non-Trial Dispositions	29	3	2	3	0	6	45	5	2	0	0	0	3	
		Total Bench Trial Dispositions	0	0	0	0	0	0	0	0	0	0	0	0	0	
	Total Jury Trial Dispositions	0	0	0	1	0	0	1	0	0	0	0	0	0		

Source: Uniform System for Judicial Records, Nevada AOC, Research and Statistics Unit.

Table B1-2. Criminal Caseload Processed by District Courts in Nevada, Fiscal Year 2021.

District Court, Criminal Caseload, Felony (3 of 3)				Crimes Against Persons, Felony	Domestic Violence, Felony	Older/Vulnerable Persons Abuse, Felony	Child Abuse & Neglect, Felony	Protection Order Violation, Felony	Crimes Against Property, Felony	Drugs, Felony	Weapons, Felony	Public Order, Felony	Motor Vehicle - DUI, Felony	Motor Vehicle - Reckless, Felony	Motor Vehicle - Other, Felony	Other, Felony	
8th Judicial District	Clark County	Clark County District Court	New Filings (cases)	2,094	149	33	129	7	2,271	488	699	56	166	81	57	65	
			Reopened (cases)	1,279	63	13	85	4	1,832	404	355	22	20	20	16	24	
			Charges	4,603	365	75	334	9	3,912	722	1,491	87	183	112	110	92	
			Grand Total Dispositions	3,077	183	46	210	8	4,138	1,006	919	51	196	71	54	131	
			Total Non-Trial Dispositions	3,056	182	46	210	8	4,133	1,002	919	51	196	71	54	131	
			Total Bench Trial Dispositions	3	0	0	0	0	2	1	0	0	0	0	0	0	
	Total Jury Trial Dispositions	18	1	0	0	0	3	3	0	0	0	0	0	0			
9th Judicial District	Douglas County	Douglas County District Court	New Filings (cases)	20	1	2	3	3	26	59	9	9	0	2	0	3	
			Reopened (cases)	10	0	0	0	0	6	20	0	2	0	0	0	0	
			Charges	32	1	2	3	3	37	86	9	9	0	3	0	3	
			Grand Total Dispositions	29	2	2	3	1	28	44	6	8	0	2	0	2	
			Total Non-Trial Dispositions	29	2	2	3	1	26	44	6	8	0	2	0	2	
			Total Bench Trial Dispositions	0	0	0	0	0	0	0	0	0	0	0	0	0	
	Total Jury Trial Dispositions	0	0	0	0	0	2	0	0	0	0	0	0	0			
10th Judicial District	Churchill County	Churchill County District Court	New Filings (cases)	27	2	0	0	0	39	47	8	0	9	0	0	17	
			Reopened (cases)	7	0	0	0	0	18	10	6	0	0	0	0	7	
			Charges	50	5	0	2	0	50	54	12	0	9	0	1	24	
			Grand Total Dispositions	40	2	1	1	0	57	54	10	0	18	0	1	17	
			Total Non-Trial Dispositions	39	2	1	1	0	57	54	10	0	18	0	1	17	
			Total Bench Trial Dispositions	0	0	0	0	0	0	0	0	0	0	0	0	0	
	Total Jury Trial Dispositions	1	0	0	0	0	0	0	0	0	0	0	0	0			
11th Judicial District	Lander County	Lander County District Court	New Filings (cases)	0	0	0	0	0	6	4	0	0	1	0	0	0	
			Reopened (cases)	0	0	0	0	0	0	5	0	0	0	0	0	0	
			Charges	0	0	0	0	0	9	17	3	0	1	0	0	0	
			Grand Total Dispositions	0	0	0	0	0	2	11	1	0	0	0	0	0	1
			Total Non-Trial Dispositions	0	0	0	0	0	2	11	1	0	0	0	0	0	1
			Total Bench Trial Dispositions	0	0	0	0	0	0	0	0	0	0	0	0	0	
		Total Jury Trial Dispositions	0	0	0	0	0	0	0	0	0	0	0	0	0		
	Mineral County	Mineral County District Court	New Filings (cases)	3	0	0	0	0	6	10	2	0	0	0	2	0	
			Reopened (cases)	0	0	0	0	0	0	1	0	0	0	0	1	0	
			Charges	3	0	0	0	0	6	17	6	0	0	0	4	1	
			Grand Total Dispositions	3	0	0	0	0	1	9	1	0	1	0	1	0	
			Total Non-Trial Dispositions	3	0	0	0	0	1	9	1	0	1	0	1	0	
		Total Bench Trial Dispositions	0	0	0	0	0	0	0	0	0	0	0	0	0		
	Total Jury Trial Dispositions	0	0	0	0	0	0	0	0	0	0	0	0	0			
Pershing County	Pershing County District Court	New Filings (cases)	8	1	0	0	0	4	13	0	0	0	0	0	0		
		Reopened (cases)	1	0	0	0	0	0	0	0	0	0	0	0	0		
		Charges	23	5	0	0	0	18	62	2	0	0	0	0	0		
		Grand Total Dispositions	6	1	0	0	0	6	18	0	0	0	0	0	0		
		Total Non-Trial Dispositions	6	1	0	0	0	6	18	0	0	0	0	0	0		
		Total Bench Trial Dispositions	0	0	0	0	0	0	0	0	0	0	0	0	0		
	Total Jury Trial Dispositions	0	0	0	0	0	0	0	0	0	0	0	0	0			

Source: Uniform System for Judicial Records, Nevada AOC, Research and Statistics Unit.

Table B1-2. Criminal Caseload Processed by District Courts in Nevada, Fiscal Year 2021.

District Court, Criminal Caseload, Gross Misdemeanor (1 of 3)			Crimes Against Persons, Gross Misdemeanor	Domestic Violence, Gross Misdemeanor	Older/Vulnerable Persons Abuse, Gross Misdemeanor	Child Abuse & Neglect, Gross Misdemeanor	Protection Order Violation, Gross Misdemeanor	Crimes Against Property, Gross Misdemeanor	Drugs, Gross Misdemeanor	Weapons, Gross Misdemeanor	Public Order, Gross Misdemeanor	Motor Vehicle - Other, Gross Misdemeanor	Other, Gross Misdemeanor	Criminal Appeal from Limited Jurisdiction Courts	
Totals^a	Nevada District Courts	New Filings (cases)	466	10	5	188	13	679	85	182	11	11	236	61	
		Reopened (cases)	156	5	0	81	7	227	48	78	4	3	68	4	
		Charges	665	20	5	220	17	891	112	289	16	11	330	0	
		Grand Total Dispositions	564	15	3	242	17	853	139	251	14	12	289	50	
		Total Non-Trial Dispositions	562	15	3	242	17	851	139	251	14	12	287	50	
		Total Bench Trial Dispositions	0	0	0	0	0	1	0	0	0	0	0	0	
		Total Jury Trial Dispositions	2	0	0	0	0	1	0	0	0	0	2	0	
1st Judicial District	Carson City District Court	New Filings (cases)	7	0	1	8	1	20	1	4	0	0	4	2	
		Reopened (cases)	4	0	0	2	0	5	2	3	0	0	0	1	
		Charges	8	0	1	12	1	28	3	6	0	0	4	0	
		Grand Total Dispositions	8	0	1	7	3	19	1	3	0	0	3	0	
		Total Non-Trial Dispositions	8	0	1	7	3	19	1	3	0	0	3	0	
		Total Bench Trial Dispositions	0	0	0	0	0	0	0	0	0	0	0	0	
	Total Jury Trial Dispositions	0	0	0	0	0	0	0	0	0	0	0	0		
	Storey County District Court	New Filings (cases)	0	0	0	0	0	0	0	0	0	0	0	0	1
		Reopened (cases)	0	0	0	0	0	0	0	0	0	0	0	0	0
		Charges	0	0	0	0	0	0	0	0	0	0	1	0	
		Grand Total Dispositions	0	0	0	0	0	0	0	0	0	0	0	0	
		Total Non-Trial Dispositions	0	0	0	0	0	0	0	0	0	0	0	0	
		Total Bench Trial Dispositions	0	0	0	0	0	0	0	0	0	0	0	0	
	Total Jury Trial Dispositions	0	0	0	0	0	0	0	0	0	0	0	0		
2nd Judicial District	Washoe County District Court	New Filings (cases)	80	0	2	15	4	96	12	12	2	0	10	10	
		Reopened (cases)	14	0	0	7	2	40	8	1	3	0	6	0	
		Charges	120	0	2	17	5	127	30	16	2	0	14	0	
		Grand Total Dispositions	54	0	1	15	5	104	31	11	4	0	18	0	
		Total Non-Trial Dispositions	54	0	1	15	5	104	31	11	4	0	18	0	
		Total Bench Trial Dispositions	0	0	0	0	0	0	0	0	0	0	0	0	
Total Jury Trial Dispositions	0	0	0	0	0	0	0	0	0	0	0	0			
3rd Judicial District	Lyon County District Court	New Filings (cases)	14	0	0	1	0	21	2	4	0	2	0	3	
		Reopened (cases)	5	0	0	0	0	7	1	2	0	1	1	0	
		Charges	15	0	0	1	0	23	2	5	0	2	0	0	
		Grand Total Dispositions	13	0	0	0	0	30	2	5	0	3	0	0	
		Total Non-Trial Dispositions	13	0	0	0	0	30	2	5	0	3	0	0	
		Total Bench Trial Dispositions	0	0	0	0	0	0	0	0	0	0	0	0	
Total Jury Trial Dispositions	0	0	0	0	0	0	0	0	0	0	0	0			
4th Judicial District	Elko County District Court	New Filings (cases)	22	0	0	4	1	27	57	3	1	1	5	2	
		Reopened (cases)	8	0	0	0	0	12	34	2	0	0	0	0	
		Charges	36	0	0	5	1	33	59	9	1	1	8	0	
		Grand Total Dispositions	28	0	0	3	1	39	92	5	0	0	8	5	
		Total Non-Trial Dispositions	27	0	0	3	1	39	92	5	0	0	8	5	
		Total Bench Trial Dispositions	0	0	0	0	0	0	0	0	0	0	0	0	
Total Jury Trial Dispositions	1	0	0	0	0	0	0	0	0	0	0	0			

^a Totals reflect aggregate information from the Nevada District Courts. Information contained herein may reflect non-standard reporting and is noted by subsequent footnotes. Case types determined by the USJR charge hierarchy defined in the Nevada Courts Statistical Reporting Dictionary.

Source: Uniform System for Judicial Records, Nevada AOC, Research and Statistics Unit.

Table B1-2. Criminal Caseload Processed by District Courts in Nevada, Fiscal Year 2021.

District Court, Criminal Caseload, Gross Misdemeanor (2 of 3)			Crimes Against Persons, Gross Misdemeanor	Domestic Violence, Gross Misdemeanor	Older/Vulnerable Persons Abuse, Gross Misdemeanor	Child Abuse & Neglect, Gross Misdemeanor	Protection Order Violation, Gross Misdemeanor	Crimes Against Property, Gross Misdemeanor	Drugs, Gross Misdemeanor	Weapons, Gross Misdemeanor	Public Order, Gross Misdemeanor	Motor Vehicle - Other, Gross Misdemeanor	Other, Gross Misdemeanor	Criminal Appeal from Limited Jurisdiction Courts
5th Judicial District	Esmeralda County District Court	New Filings (cases)	0	0	0	0	0	0	0	0	0	0	0	0
		Reopened (cases)	0	0	0	0	0	0	0	0	0	0	0	0
		Charges	0	0	0	0	0	0	0	0	0	0	0	0
		Grand Total Dispositions	0	0	0	0	0	0	0	0	0	0	0	0
		Total Non-Trial Dispositions	0	0	0	0	0	0	0	0	0	0	0	0
	Total Bench Trial Dispositions	0	0	0	0	0	0	0	0	0	0	0	0	
	Total Jury Trial Dispositions	0	0	0	0	0	0	0	0	0	0	0	0	
	Nye County District Court	New Filings (cases)	8	1	1	2	2	7	2	3	1	1	0	0
		Reopened (cases)	0	0	0	0	0	0	0	0	0	0	0	0
		Charges	8	1	1	2	2	8	4	3	1	1	0	0
Grand Total Dispositions		10	0	0	0	0	4	1	0	0	1	1	0	
Total Non-Trial Dispositions		9	0	0	0	0	4	1	0	0	1	1	0	
Total Bench Trial Dispositions	0	0	0	0	0	0	0	0	0	0	0	0		
Total Jury Trial Dispositions	1	0	0	0	0	0	0	0	0	0	0	0		
6th Judicial District	Humboldt County District Court	New Filings (cases)	1	0	0	0	0	0	0	0	0	0	0	0
		Reopened (cases)	0	0	0	0	0	0	0	0	0	0	0	0
		Charges	2	0	0	0	0	0	0	0	0	0	0	0
		Grand Total Dispositions	4	0	0	0	0	1	0	0	0	0	0	0
		Total Non-Trial Dispositions	4	0	0	0	0	1	0	0	0	0	0	0
Total Bench Trial Dispositions	0	0	0	0	0	0	0	0	0	0	0	0		
Total Jury Trial Dispositions	0	0	0	0	0	0	0	0	0	0	0	0		
7th Judicial District	Eureka County District Court	New Filings (cases)	0	0	0	0	0	0	0	0	0	0	0	0
		Reopened (cases)	0	0	0	0	0	0	0	0	0	0	0	0
		Charges	0	0	0	0	0	0	0	0	0	0	0	0
		Grand Total Dispositions	0	0	0	0	0	0	0	0	0	0	0	0
		Total Non-Trial Dispositions	0	0	0	0	0	0	0	0	0	0	0	0
	Total Bench Trial Dispositions	0	0	0	0	0	0	0	0	0	0	0	0	
	Total Jury Trial Dispositions	0	0	0	0	0	0	0	0	0	0	0	0	
	Lincoln County District Court	New Filings (cases)	0	0	0	0	0	3	0	0	0	0	0	2
		Reopened (cases)	0	0	0	0	0	1	0	0	0	0	0	0
		Charges	0	0	0	0	0	3	0	0	0	0	0	2
		Grand Total Dispositions	0	0	1	3	0	5	0	0	0	0	0	2
		Total Non-Trial Dispositions	0	0	1	3	0	5	0	0	0	0	0	2
	Total Bench Trial Dispositions	0	0	0	0	0	0	0	0	0	0	0	0	
	Total Jury Trial Dispositions	0	0	0	0	0	0	0	0	0	0	0	0	
	White Pine County District Court	New Filings (cases)	1	0	0	1	0	0	0	0	0	0	0	0
Reopened (cases)		0	0	0	1	0	0	0	0	0	0	0	0	
Charges		1	0	0	1	0	0	0	0	0	0	0	0	
Grand Total Dispositions		0	0	0	1	0	0	0	0	0	2	0	0	
Total Non-Trial Dispositions		0	0	0	1	0	0	0	0	0	2	0	0	
Total Bench Trial Dispositions	0	0	0	0	0	0	0	0	0	0	0	0		
Total Jury Trial Dispositions	0	0	0	0	0	0	0	0	0	0	0	0		

Source: Uniform System for Judicial Records, Nevada AOC, Research and Statistics Unit.

Table B1-2. Criminal Caseload Processed by District Courts in Nevada, Fiscal Year 2021.

District Court, Criminal Caseload, Gross Misdemeanor (3 of 3)		Crimes Against Persons, Gross Misdemeanor	Domestic Violence, Gross Misdemeanor	Older/Vulnerable Persons Abuse, Gross Misdemeanor	Child Abuse & Neglect, Gross Misdemeanor	Protection Order Violation, Gross Misdemeanor	Crimes Against Property, Gross Misdemeanor	Drugs, Gross Misdemeanor	Weapons, Gross Misdemeanor	Public Order, Gross Misdemeanor	Motor Vehicle - Other, Gross Misdemeanor	Other, Gross Misdemeanor	Criminal Appeal from Limited Jurisdiction Courts		
8th Judicial District	Clark County	Clark County District Court	New Filings (cases)	313	9	1	152	4	493	7	150	7	7	209	35
		Reopened (cases)	122	5	0	71	5	158	1	69	1	2	58	3	
		Charges	452	19	1	172	7	654	8	244	12	7	289	0	
		Grand Total Dispositions	423	15	0	208	8	630	10	219	7	7	247	31	
		Total Non-Trial Dispositions	423	15	0	208	8	628	10	219	7	7	245	31	
		Total Bench Trial Dispositions	0	0	0	0	0	1	0	0	0	0	0	0	
Total Jury Trial Dispositions	0	0	0	0	0	1	0	0	0	0	2	0			
9th Judicial District	Douglas County	Douglas County District Court	New Filings (cases)	4	0	0	1	1	3	0	1	0	0	0	7
		Reopened (cases)	1	0	0	0	0	0	2	0	0	0	0	0	
		Charges	5	0	0	1	1	3	0	1	0	0	0	0	
		Grand Total Dispositions	4	0	0	3	0	4	0	2	1	1	0	7	
		Total Non-Trial Dispositions	4	0	0	3	0	4	0	2	1	1	0	7	
		Total Bench Trial Dispositions	0	0	0	0	0	0	0	0	0	0	0	0	
Total Jury Trial Dispositions	0	0	0	0	0	0	0	0	0	0	0	0			
10th Judicial District	Churchill County	Churchill County District Court	New Filings (cases)	13	0	0	4	0	8	1	5	0	0	5	0
		Reopened (cases)	2	0	0	0	0	4	0	1	0	0	1	0	
		Charges	14	0	0	4	0	8	1	5	0	0	6	0	
		Grand Total Dispositions	15	0	0	2	0	14	0	5	0	0	6	1	
		Total Non-Trial Dispositions	15	0	0	2	0	14	0	5	0	0	6	1	
		Total Bench Trial Dispositions	0	0	0	0	0	0	0	0	0	0	0	0	
Total Jury Trial Dispositions	0	0	0	0	0	0	0	0	0	0	0	0			
11th Judicial District	Lander County	Lander County District Court	New Filings (cases)	2	0	0	0	0	1	0	0	0	1	0	
		Reopened (cases)	0	0	0	0	0	0	0	0	0	0	2	0	
		Charges	2	0	0	0	0	0	1	0	0	0	1	0	
		Grand Total Dispositions	2	0	0	0	0	0	0	1	0	0	3	1	
		Total Non-Trial Dispositions	2	0	0	0	0	0	0	1	0	0	3	1	
		Total Bench Trial Dispositions	0	0	0	0	0	0	0	0	0	0	0	0	
	Total Jury Trial Dispositions	0	0	0	0	0	0	0	0	0	0	0	0		
	Mineral County	Mineral County District Court	New Filings (cases)	1	0	0	0	0	2	0	0	0	0	0	
		Reopened (cases)	0	0	0	0	0	0	0	0	0	0	0	0	
		Charges	1	0	0	0	0	0	4	0	0	0	4	0	
		Grand Total Dispositions	2	0	0	0	0	0	2	0	0	0	1	1	
		Total Non-Trial Dispositions	2	0	0	0	0	0	2	0	0	0	1	1	
		Total Bench Trial Dispositions	0	0	0	0	0	0	0	0	0	0	0	0	
	Total Jury Trial Dispositions	0	0	0	0	0	0	0	0	0	0	0	0		
	Pershing County	Pershing County District Court	New Filings (cases)	0	0	0	0	1	0	0	0	0	0	1	
Reopened (cases)		0	0	0	0	0	0	0	0	0	0	0	0		
Charges		1	0	0	5	0	4	0	0	0	0	1	0		
Grand Total Dispositions		1	0	0	0	0	3	0	0	0	0	0	3		
Total Non-Trial Dispositions		1	0	0	0	0	3	0	0	0	0	0	3		
Total Bench Trial Dispositions		0	0	0	0	0	0	0	0	0	0	0	0		
Total Jury Trial Dispositions	0	0	0	0	0	0	0	0	0	0	0	0			

Source: Uniform System for Judicial Records, Nevada AOC, Research and Statistics Unit.

Table B2-1. Civil Caseload Processed by District Courts in Nevada, Fiscal Year 2021.

District Court, Civil Caseload, Aggregate (1 of 2)			Real Property	Tort	Probate	Construction Defect	Contract	Judicial Review/ Appeal	Civil Writ	Other Civil	Totals
Totals^a	Nevada District Courts	New Filings (cases)	1,127	9,660	6,427	36	3,725	1,923	544	6,249	29,691
		Reopened (cases)	165	714	511	0	272	79	49	637	2,427
		Grand Total Dispositions	1,463	10,417	3,679	34	3,883	2,181	749	6,969	29,375
		Total Non-Trial Dispositions	1,429	10,338	3,677	33	3,838	2,175	747	6,955	29,192
		Total Bench Trial Dispositions	31	29	2	1	42	5	2	13	125
		Total Jury Trial Dispositions	3	50	0	0	3	1	0	1	58
1st Judicial District	Carson City District Court	New Filings (cases)	18	89	131	0	53	66	11	94	462
		Reopened (cases)	2	2	54	0	5	1	0	2	66
		Grand Total Dispositions	15	66	176	0	29	54	4	65	409
		Total Non-Trial Dispositions	14	63	175	0	28	54	4	65	403
		Total Bench Trial Dispositions	1	2	1	0	1	0	0	0	5
	Storey County District Court	New Filings (cases)	4	5	16	0	4	4	0	2	35
		Reopened (cases)	0	0	2	0	0	1	0	1	4
		Grand Total Dispositions	10	1	11	0	2	9	1	6	40
		Total Non-Trial Dispositions	10	1	11	0	2	9	1	6	40
		Total Bench Trial Dispositions	0	0	0	0	0	0	0	0	0
2nd Judicial District	Washoe County District Court	New Filings (cases)	48	512	848	5	238	246	10	1,178	3,085
		Reopened (cases)	12	48	11	0	54	8	1	137	271
		Grand Total Dispositions	75	469	980	3	174	181	9	1,051	2,942
		Total Non-Trial Dispositions	74	469	980	3	174	178	9	1,048	2,935
		Total Bench Trial Dispositions	1	0	0	0	0	3	0	3	7
3rd Judicial District	Lyon County District Court	New Filings (cases)	22	22	180	0	29	38	11	43	345
		Reopened (cases)	0	0	8	0	0	0	0	4	12
		Grand Total Dispositions	30	15	162	0	35	39	9	47	337
		Total Non-Trial Dispositions	30	15	162	0	35	39	9	47	337
		Total Bench Trial Dispositions	0	0	0	0	0	0	0	0	0
4th Judicial District	Elko County District Court	New Filings (cases)	8	36	124	0	38	21	20	33	280
		Reopened (cases)	1	0	94	0	0	2	1	3	101
		Grand Total Dispositions	7	24	214	2	36	32	34	28	377
		Total Non-Trial Dispositions	7	24	214	2	36	32	34	28	377
		Total Bench Trial Dispositions	0	0	0	0	0	0	0	0	0
5th Judicial District	Esmeralda County District Court	New Filings (cases)	3	0	15	0	0	1	0	0	19
		Reopened (cases)	0	0	0	0	0	0	0	0	0
		Grand Total Dispositions	1	0	12	0	0	0	0	0	13
		Total Non-Trial Dispositions	1	0	12	0	0	0	0	0	13
		Total Bench Trial Dispositions	0	0	0	0	0	0	0	0	0
	Nye County District Court	New Filings (cases)	32	44	334	1	48	8	11	49	527
		Reopened (cases)	0	1	17	0	0	0	0	0	18
		Grand Total Dispositions	7	19	79	1	9	6	4	17	142
		Total Non-Trial Dispositions	7	19	79	1	9	6	4	17	142
		Total Bench Trial Dispositions	0	0	0	0	0	0	0	0	0
6th Judicial District	Humboldt County District Court	New Filings (cases)	4	6	36	0	24	21	6	30	127
		Reopened (cases)	0	0	2	0	0	0	1	0	3
		Grand Total Dispositions	5	5	47	0	11	27	7	26	128
		Total Non-Trial Dispositions	4	4	47	0	11	26	6	26	124
		Total Bench Trial Dispositions	1	0	0	0	0	1	1	0	3
Total Jury Trial Dispositions	0	1	0	0	0	0	0	0	1		

^a Totals reflect aggregate information from the Nevada District Courts. Information contained herein may reflect non-standard reporting and is noted by subsequent footnotes.

Source: Uniform System for Judicial Records, Nevada AOC, Research and Statistics Unit.

Table B2-1. Civil Caseload Processed by District Courts in Nevada, Fiscal Year 2021.

District Court, Civil Caseload, Aggregate (2 of 2)				Real Property	Tort	Probate	Construction Defect	Contract	Judicial Review/ Appeal	Civil Writ	Other Civil	Totals
7th Judicial District	Eureka County	Eureka County District Court	New Filings (cases)	1	0	11	0	3	0	0	0	15
			Reopened (cases)	0	0	0	0	0	0	0	0	0
			Grand Total Dispositions	0	0	9	0	3	1	0	0	14
			Total Non-Trial Dispositions	0	0	9	0	3	1	1	0	14
			Total Bench Trial Dispositions	0	0	0	0	0	0	0	0	0
			Total Jury Trial Dispositions	0	0	0	0	0	0	0	0	0
	Lincoln County	Lincoln County District Court	New Filings (cases)	8	3	15	0	1	0	3	11	41
			Reopened (cases)	0	0	0	0	0	0	0	0	0
			Grand Total Dispositions	8	0	11	0	1	0	21	8	49
			Total Non-Trial Dispositions	8	0	11	0	1	0	21	8	49
			Total Bench Trial Dispositions	0	0	0	0	0	0	0	0	0
			Total Jury Trial Dispositions	0	0	0	0	0	0	0	0	0
White Pine County	White Pine County District Court	New Filings (cases)	13	10	30	0	8	7	26	18	112	
		Reopened (cases)	0	0	0	0	0	0	2	2		
		Grand Total Dispositions	4	3	25	0	5	9	35	14	95	
		Total Non-Trial Dispositions	4	3	25	0	5	9	35	14	95	
		Total Bench Trial Dispositions	0	0	0	0	0	0	0	0	0	
		Total Jury Trial Dispositions	0	0	0	0	0	0	0	0	0	
8th Judicial District	Clark County	Clark County District Court	New Filings (cases)	918	8,882	4,436	27	3,236	1,468	395	4,638	24,000
			Reopened (cases)	147	662	206	0	211	66	44	479	1,815
			Grand Total Dispositions	1,265	9,790	1,675	27	3,538	1,789	574	5,578	24,236
			Total Non-Trial Dispositions	1,234	9,715	1,674	26	3,494	1,787	574	5,567	24,071
			Total Bench Trial Dispositions	28	27	1	1	41	1	0	10	109
			Total Jury Trial Dispositions	3	48	0	0	3	1	0	1	56
9th Judicial District	Douglas County	Douglas County District Court	New Filings (cases)	32	30	120	2	28	9	4	69	294
			Reopened (cases)	2	1	58	0	2	1	0	3	67
			Grand Total Dispositions	21	19	129	1	31	7	2	65	275
			Total Non-Trial Dispositions	21	19	129	1	31	7	1	65	274
			Total Bench Trial Dispositions	0	0	0	0	0	0	1	0	1
			Total Jury Trial Dispositions	0	0	0	0	0	0	0	0	0
10th Judicial District	Churchill County	Churchill County District Court	New Filings (cases)	7	17	69	0	9	30	2	17	151
			Reopened (cases)	0	0	51	0	0	0	0	3	54
			Grand Total Dispositions	5	3	118	0	7	23	3	19	178
			Total Non-Trial Dispositions	5	3	118	0	7	23	3	19	178
			Total Bench Trial Dispositions	0	0	0	0	0	0	0	0	0
			Total Jury Trial Dispositions	0	0	0	0	0	0	0	0	0
11th Judicial District	Lander County	Lander County District Court	New Filings (cases)	3	1	14	1	4	0	2	6	31
			Reopened (cases)	0	0	7	0	0	0	2	2	11
			Grand Total Dispositions	4	0	12	0	0	0	5	4	25
			Total Non-Trial Dispositions	4	0	12	0	0	0	5	4	25
			Total Bench Trial Dispositions	0	0	0	0	0	0	0	0	0
			Total Jury Trial Dispositions	0	0	0	0	0	0	0	0	0
	Mineral County	Mineral County District Court	New Filings (cases)	0	1	22	0	0	0	8	22	53
			Reopened (cases)	0	0	0	0	0	0	0	1	1
			Grand Total Dispositions	1	2	3	0	2	0	2	8	18
			Total Non-Trial Dispositions	1	2	3	0	2	0	2	8	18
			Total Bench Trial Dispositions	0	0	0	0	0	0	0	0	0
			Total Jury Trial Dispositions	0	0	0	0	0	0	0	0	0
Pershing County	Pershing County District Court	New Filings (cases)	6	2	26	0	2	4	35	39	114	
		Reopened (cases)	1	0	1	0	0	0	0	0	2	
		Grand Total Dispositions	5	1	16	0	0	4	38	33	97	
		Total Non-Trial Dispositions	5	1	16	0	0	4	38	33	97	
		Total Bench Trial Dispositions	0	0	0	0	0	0	0	0	0	
		Total Jury Trial Dispositions	0	0	0	0	0	0	0	0	0	

Source: Uniform System for Judicial Records, Nevada AOC, Research and Statistics Unit.

Table B2-2. Civil Caseload Processed by District Courts in Nevada, Fiscal Year 2021.

District Court Civil Caseload, Real Property and Tort (1 of 3)			Real Property						Tort											
			Unlawful Detainer	Other Landlord/Tenant	Judicial Foreclosure	Other Title to Property	Condemnation/Eminent Domain	Other Real Property	Auto Negligence	Premises Liability	Other Negligence	Medical/Dental	Legal	Accounting	Other Malpractice	Product Liability	Intentional Misconduct	Employment Tort	Insurance Tort	Other Tort
Totals^a	Nevada District Courts	New Filings (cases)	41	158	122	511	10	285	6,503	1,477	551	204	28	9	4	73	214	113	187	297
		Reopened (cases)	1	4	19	110	2	29	395	115	53	14	4	0	1	7	33	9	29	54
		Grand Total Dispositions	41	127	241	740	20	294	7,183	1,424	556	148	49	4	3	65	233	142	218	392
		Total Non-Trial Dispositions	40	119	239	723	19	289	7,132	1,419	554	145	49	4	3	64	224	139	218	387
		Total Bench Trial Dispositions	1	8	2	15	0	5	11	3	0	0	0	0	0	0	7	3	0	5
		Total Jury Trial Dispositions	0	0	0	2	1	0	40	2	2	3	0	0	0	1	2	0	0	0
1st Judicial District	Carson City District Court	New Filings (cases)	0	2	1	7	0	8	49	12	9	4	1	0	1	1	2	3	3	4
		Reopened (cases)	0	0	0	2	0	0	0	0	1	0	0	0	0	0	0	0	0	1
		Grand Total Dispositions	0	2	1	7	0	5	35	9	8	4	1	0	0	0	1	1	3	4
		Total Non-Trial Dispositions	0	2	1	6	0	5	33	9	8	4	1	0	0	0	1	1	3	3
		Total Bench Trial Dispositions	0	0	0	1	0	0	1	0	0	0	0	0	0	0	0	0	0	1
		Total Jury Trial Dispositions	0	0	0	0	0	0	1	0	0	0	0	0	0	0	0	0	0	0
1st Judicial District	Storey County District Court	New Filings (cases)	0	0	1	2	0	1	2	0	0	0	0	0	0	0	0	1	1	1
		Reopened (cases)	0	0	0	0	0	0	0	0	0	0	0	0	0	0	0	0	0	0
		Grand Total Dispositions	0	0	1	4	0	5	1	0	0	0	0	0	0	0	0	0	0	0
		Total Non-Trial Dispositions	0	0	1	4	0	5	1	0	0	0	0	0	0	0	0	0	0	0
		Total Bench Trial Dispositions	0	0	0	0	0	0	0	0	0	0	0	0	0	0	0	0	0	0
		Total Jury Trial Dispositions	0	0	0	0	0	0	0	0	0	0	0	0	0	0	0	0	0	0
2nd Judicial District	Washoe County District Court	New Filings (cases)	1	10	1	35	1	0	324	72	49	13	1	2	0	2	10	5	13	21
		Reopened (cases)	1	0	4	6	1	0	26	4	4	1	0	0	0	1	3	0	2	7
		Grand Total Dispositions	0	9	18	42	6	0	297	56	44	11	1	2	0	4	9	4	14	27
		Total Non-Trial Dispositions	0	9	17	42	6	0	297	56	44	11	1	2	0	4	9	4	14	27
		Total Bench Trial Dispositions	0	0	1	0	0	0	0	0	0	0	0	0	0	0	0	0	0	0
		Total Jury Trial Dispositions	0	0	0	0	0	0	0	0	0	0	0	0	0	0	0	0	0	0
3rd Judicial District	Lyon County District Court	New Filings (cases)	0	0	0	10	1	11	7	0	6	0	0	0	0	2	3	0	0	4
		Reopened (cases)	0	0	0	0	0	0	0	0	0	0	0	0	0	0	0	0	0	0
		Grand Total Dispositions	0	0	3	17	0	10	8	1	2	0	0	0	0	1	1	0	0	2
		Total Non-Trial Dispositions	0	0	3	17	0	10	8	1	2	0	0	0	0	1	1	0	0	2
		Total Bench Trial Dispositions	0	0	0	0	0	0	0	0	0	0	0	0	0	0	0	0	0	0
		Total Jury Trial Dispositions	0	0	0	0	0	0	0	0	0	0	0	0	0	0	0	0	0	0
4th Judicial District	Elko County District Court	New Filings (cases)	0	2	1	3	0	2	15	7	5	1	0	0	0	0	3	0	0	5
		Reopened (cases)	0	0	0	0	0	1	0	0	0	0	0	0	0	0	0	0	0	0
		Grand Total Dispositions	0	1	0	2	1	3	12	5	4	0	0	0	0	0	1	0	1	1
		Total Non-Trial Dispositions	0	1	0	2	1	3	12	5	4	0	0	0	0	0	1	0	1	1
		Total Bench Trial Dispositions	0	0	0	0	0	0	0	0	0	0	0	0	0	0	0	0	0	0
		Total Jury Trial Dispositions	0	0	0	0	0	0	0	0	0	0	0	0	0	0	0	0	0	0

^a Totals reflect aggregate information from the Nevada District Courts. Information contained herein may reflect non-standard reporting and is noted by subsequent footnotes.

Source: Uniform System for Judicial Records, Nevada AOC, Research and Statistics Unit.

Table B2-2. Civil Caseload Processed by District Courts in Nevada, Fiscal Year 2021.

District Court Civil Caseload, Real Property and Tort (2 of 3)			Real Property						Tort											
			Unlawful Detainer	Other Landlord/Tenant	Judicial Foreclosure	Other Title to Property	Condemnation/Eminent Domain	Other Real Property	Auto Negligence	Premises Liability	Other Negligence	Medical/Dental	Legal	Accounting	Other Malpractice	Product Liability	Intentional Misconduct	Employment Tort	Insurance Tort	Other Tort
5th Judicial District	Esmeralda County District Court	New Filings (cases)	0	0	0	3	0	0	0	0	0	0	0	0	0	0	0	0	0	0
		Reopened (cases)	0	0	0	0	0	0	0	0	0	0	0	0	0	0	0	0	0	0
		Grand Total Dispositions	0	0	0	1	0	0	0	0	0	0	0	0	0	0	0	0	0	0
		Total Non-Trial Dispositions	0	0	0	1	0	0	0	0	0	0	0	0	0	0	0	0	0	0
		Total Bench Trial Dispositions	0	0	0	0	0	0	0	0	0	0	0	0	0	0	0	0	0	0
	Total Jury Trial Dispositions	0	0	0	0	0	0	0	0	0	0	0	0	0	0	0	0	0	0	
	Nye County District Court	New Filings (cases)	0	0	1	22	0	9	23	2	10	0	0	6	0	0	0	0	0	3
		Reopened (cases)	0	0	0	0	0	0	1	0	0	0	0	0	0	0	0	0	0	
		Grand Total Dispositions	2	0	1	4	0	0	7	2	3	0	0	0	0	2	0	1	4	
		Total Non-Trial Dispositions	2	0	1	4	0	0	7	2	3	0	0	0	0	2	0	1	4	
Total Bench Trial Dispositions		0	0	0	0	0	0	0	0	0	0	0	0	0	0	0	0	0		
Total Jury Trial Dispositions	0	0	0	0	0	0	0	0	0	0	0	0	0	0	0	0	0	0		
6th Judicial District	Humboldt County District Court	New Filings (cases)	0	0	0	4	0	0	2	0	1	0	0	0	0	0	0	0	3	
		Reopened (cases)	0	0	0	0	0	0	0	0	0	0	0	0	0	0	0	0	0	
		Grand Total Dispositions	0	0	0	3	0	2	2	1	1	0	0	0	0	0	0	0	1	
		Total Non-Trial Dispositions	0	0	0	3	0	1	2	1	0	0	0	0	0	0	0	0	0	1
		Total Bench Trial Dispositions	0	0	0	0	0	1	0	0	0	0	0	0	0	0	0	0	0	0
Total Jury Trial Dispositions	0	0	0	0	0	0	0	0	1	0	0	0	0	0	0	0	0	0		
7th Judicial District	Eureka County District Court	New Filings (cases)	0	0	0	1	0	0	0	0	0	0	0	0	0	0	0	0	0	
		Reopened (cases)	0	0	0	0	0	0	0	0	0	0	0	0	0	0	0	0	0	
		Grand Total Dispositions	0	0	0	0	0	0	0	0	0	0	0	0	0	0	0	0	0	
		Total Non-Trial Dispositions	0	0	0	0	0	0	0	0	0	0	0	0	0	0	0	0	0	
		Total Bench Trial Dispositions	0	0	0	0	0	0	0	0	0	0	0	0	0	0	0	0	0	
	Total Jury Trial Dispositions	0	0	0	0	0	0	0	0	0	0	0	0	0	0	0	0	0	0	
	Lincoln County District Court	New Filings (cases)	0	0	0	7	1	0	2	0	1	0	0	0	0	0	0	0	0	
		Reopened (cases)	0	0	0	0	0	0	0	0	0	0	0	0	0	0	0	0	0	
		Grand Total Dispositions	0	0	0	8	0	0	0	0	0	0	0	0	0	0	0	0	0	
		Total Non-Trial Dispositions	0	0	0	8	0	0	0	0	0	0	0	0	0	0	0	0	0	
		Total Bench Trial Dispositions	0	0	0	0	0	0	0	0	0	0	0	0	0	0	0	0	0	
	Total Jury Trial Dispositions	0	0	0	0	0	0	0	0	0	0	0	0	0	0	0	0	0	0	
	White Pine County District Court	New Filings (cases)	0	0	0	6	0	7	1	1	4	1	0	0	0	1	0	0	2	
		Reopened (cases)	0	0	0	0	0	0	0	0	0	0	0	0	0	0	0	0	0	
		Grand Total Dispositions	0	0	0	0	0	4	0	1	1	0	1	0	0	0	0	0	0	
Total Non-Trial Dispositions		0	0	0	0	0	4	0	1	1	0	1	0	0	0	0	0	0		
Total Bench Trial Dispositions		0	0	0	0	0	0	0	0	0	0	0	0	0	0	0	0	0		
Total Jury Trial Dispositions	0	0	0	0	0	0	0	0	0	0	0	0	0	0	0	0	0	0		

Source: Uniform System for Judicial Records, Nevada AOC, Research and Statistics Unit.

Table B2-2. Civil Caseload Processed by District Courts in Nevada, Fiscal Year 2021.

District Court Civil Caseload, Real Property and Tort (3 of 3)				Real Property						Tort											
				Unlawful Detainer	Other Landlord/Tenant	Judicial Foreclosure	Other Title to Property	Condemnation/Eminent Domain	Other Real Property	Auto Negligence	Premises Liability	Other Negligence	Medical/Dental	Legal	Accounting	Other Malpractice	Product Liability	Intentional Misconduct	Employment Tort	Insurance Tort	Other Tort
8th Judicial District	Clark County District Court	New Filings (cases)	38	144	113	384	7	232	6,060	1,375	452	182	26	1	3	68	194	103	169	249	
		Reopened (cases)	0	4	15	100	1	27	368	111	48	13	4	0	1	6	30	9	27	45	
		Grand Total Dispositions	39	114	213	630	13	256	6,816	1,346	486	131	45	2	3	60	218	136	199	348	
		Total Non-Trial Dispositions	38	106	212	614	12	252	6,767	1,341	485	128	45	2	3	59	209	133	199	344	
		Total Bench Trial Dispositions	1	8	1	14	0	4	10	3	0	0	0	0	0	0	7	3	0	0	4
		Total Jury Trial Dispositions	0	0	0	2	1	0	39	2	1	3	0	0	0	1	2	0	0	0	0
9th Judicial District	Douglas County District Court	New Filings (cases)	2	0	4	17	0	9	11	5	9	1	0	0	0	0	1	1	1	1	
		Reopened (cases)	0	0	0	1	0	1	0	0	0	0	0	0	0	0	0	0	0	1	
		Grand Total Dispositions	0	0	4	12	0	5	4	3	6	1	0	0	0	0	1	1	0	3	
		Total Non-Trial Dispositions	0	0	4	12	0	5	4	3	6	1	0	0	0	0	1	1	0	3	
		Total Bench Trial Dispositions	0	0	0	0	0	0	0	0	0	0	0	0	0	0	0	0	0	0	
		Total Jury Trial Dispositions	0	0	0	0	0	0	0	0	0	0	0	0	0	0	0	0	0	0	
10th Judicial District	Churchill County District Court	New Filings (cases)	0	0	0	2	0	5	6	2	4	2	0	0	0	0	0	0	0	3	
		Reopened (cases)	0	0	0	0	0	0	0	0	0	0	0	0	0	0	0	0	0	0	
		Grand Total Dispositions	0	1	0	3	0	1	1	0	1	0	0	0	0	0	0	0	0	1	
		Total Non-Trial Dispositions	0	1	0	3	0	1	1	0	1	0	0	0	0	0	0	0	0	0	
		Total Bench Trial Dispositions	0	0	0	0	0	0	0	0	0	0	0	0	0	0	0	0	0	0	
		Total Jury Trial Dispositions	0	0	0	0	0	0	0	0	0	0	0	0	0	0	0	0	0	0	
11th Judicial District	Lander County District Court	New Filings (cases)	0	0	0	2	0	1	1	0	0	0	0	0	0	0	0	0	0		
		Reopened (cases)	0	0	0	0	0	0	0	0	0	0	0	0	0	0	0	0	0		
		Grand Total Dispositions	0	0	0	3	0	1	0	0	0	0	0	0	0	0	0	0	0		
		Total Non-Trial Dispositions	0	0	0	3	0	1	0	0	0	0	0	0	0	0	0	0	0		
		Total Bench Trial Dispositions	0	0	0	0	0	0	0	0	0	0	0	0	0	0	0	0	0		
		Total Jury Trial Dispositions	0	0	0	0	0	0	0	0	0	0	0	0	0	0	0	0	0		
	Mineral County District Court	New Filings (cases)	0	0	0	0	0	0	0	0	0	0	0	0	0	0	0	0	0	1	
		Reopened (cases)	0	0	0	0	0	0	0	0	0	0	0	0	0	0	0	0	0	0	
		Grand Total Dispositions	0	0	0	0	0	1	0	0	0	1	0	0	0	0	0	0	0	0	
		Total Non-Trial Dispositions	0	0	0	0	0	1	0	0	0	1	1	0	0	0	0	0	0	0	
		Total Bench Trial Dispositions	0	0	0	0	0	0	0	0	0	0	0	0	0	0	0	0	0	0	
		Total Jury Trial Dispositions	0	0	0	0	0	0	0	0	0	0	0	0	0	0	0	0	0	0	
Pershing County District Court	New Filings (cases)	0	0	0	6	0	0	0	1	1	0	0	0	0	0	0	0	0			
	Reopened (cases)	0	0	0	1	0	0	0	0	0	0	0	0	0	0	0	0	0			
	Grand Total Dispositions	0	0	0	4	0	1	0	0	0	0	0	0	0	0	0	0	1			
	Total Non-Trial Dispositions	0	0	0	4	0	1	0	0	0	0	0	0	0	0	0	0	1			
	Total Bench Trial Dispositions	0	0	0	0	0	0	0	0	0	0	0	0	0	0	0	0	0			
	Total Jury Trial Dispositions	0	0	0	0	0	0	0	0	0	0	0	0	0	0	0	0	0			

Source: Uniform System for Judicial Records, Nevada AOC, Research and Statistics Unit.

Table B2-2. Civil Caseload Processed by District Courts in Nevada, Fiscal Year 2021.

District Court Civil Caseload, Probate, Construction Defect, and Contract (1 of 3)			Probate						Construction Defect		Contract						
			Summary Administration	General Administration	Special Administration	Set Aside	Probate Trust/Conservatorship	Other Probate	Chapter 40	Other Construction Defect	Uniform Commercial Code (UCC)	Building and Construction	Insurance Carrier	Commercial Instrument	Collection of Accounts	Employment Contract	Other Contract
Totals^a	Nevada District Courts	New Filings (cases)	1,580	1,088	1,232	1,317	359	851	29	7	27	50	173	64	2,266	39	1,106
		Reopened (cases)	187	138	101	39	9	37	0	0	4	7	11	12	109	5	124
		Grand Total Dispositions	951	643	650	835	155	445	24	10	27	65	209	184	2,017	66	1,315
		Total Non-Trial Dispositions	950	642	650	835	155	445	23	10	26	63	206	174	2,012	66	1,291
		Total Bench Trial Dispositions	1	1	0	0	0	0	1	0	1	2	1	10	5	0	23
		Total Jury Trial Dispositions	0	0	0	0	0	0	0	0	0	0	2	0	0	0	1
1st Judicial District	Carson City District Court	New Filings (cases)	20	35	23	30	13	10	0	0	2	1	1	0	39	0	10
		Reopened (cases)	15	27	6	2	2	2	0	0	0	0	0	0	4	0	1
		Grand Total Dispositions	39	68	21	24	14	10	0	0	2	0	0	0	20	0	7
		Total Non-Trial Dispositions	39	67	21	24	14	10	0	0	1	0	0	0	20	0	7
		Total Bench Trial Dispositions	0	1	0	0	0	0	0	0	1	0	0	0	0	0	0
		Total Jury Trial Dispositions	0	0	0	0	0	0	0	0	0	0	0	0	0	0	0
	Storey County District Court	New Filings (cases)	2	1	3	8	0	2	0	0	0	0	0	0	3	0	1
		Reopened (cases)	1	0	1	0	0	0	0	0	0	0	0	0	0	0	0
		Grand Total Dispositions	3	2	2	4	0	0	0	0	0	1	0	0	0	0	1
		Total Non-Trial Dispositions	3	2	2	4	0	0	0	0	0	1	0	0	0	0	1
		Total Bench Trial Dispositions	0	0	0	0	0	0	0	0	0	0	0	0	0	0	0
		Total Jury Trial Dispositions	0	0	0	0	0	0	0	0	0	0	0	0	0	0	0
2nd Judicial District	Washoe County District Court	New Filings (cases)	183	211	154	148	70	82	3	2	1	8	3	0	187	1	38
		Reopened (cases)	2	2	6	1	0	0	0	0	0	2	0	0	47	0	5
		Grand Total Dispositions	236	240	223	134	62	85	2	1	0	9	4	0	129	3	29
		Total Non-Trial Dispositions	236	240	223	134	62	85	2	1	0	9	4	0	129	3	29
		Total Bench Trial Dispositions	0	0	0	0	0	0	0	0	0	0	0	0	0	0	0
		Total Jury Trial Dispositions	0	0	0	0	0	0	0	0	0	0	0	0	0	0	0
3rd Judicial District	Lyon County District Court	New Filings (cases)	53	26	26	58	7	10	0	0	0	0	0	0	20	0	9
		Reopened (cases)	0	1	6	1	0	0	0	0	0	0	0	0	0	0	0
		Grand Total Dispositions	51	17	23	53	4	14	0	0	0	2	0	0	26	0	7
		Total Non-Trial Dispositions	51	17	23	53	4	14	0	0	0	2	0	0	26	0	7
		Total Bench Trial Dispositions	0	0	0	0	0	0	0	0	0	0	0	0	0	0	0
		Total Jury Trial Dispositions	0	0	0	0	0	0	0	0	0	0	0	0	0	0	0
4th Judicial District	Elko County District Court	New Filings (cases)	19	6	29	65	3	2	0	0	0	1	0	0	24	0	13
		Reopened (cases)	46	11	25	11	0	1	0	0	0	0	0	0	0	0	0
		Grand Total Dispositions	68	17	53	71	2	3	1	1	0	2	1	0	25	1	7
		Total Non-Trial Dispositions	68	17	53	71	2	3	1	1	0	2	1	0	25	1	7
		Total Bench Trial Dispositions	0	0	0	0	0	0	0	0	0	0	0	0	0	0	0
		Total Jury Trial Dispositions	0	0	0	0	0	0	0	0	0	0	0	0	0	0	0

^a Totals reflect aggregate information from the Nevada District Courts. Information contained herein may reflect non-standard reporting and is noted by subsequent footnotes.

Source: Uniform System for Judicial Records, Nevada AOC, Research and Statistics Unit.

Table B2-2. Civil Caseload Processed by District Courts in Nevada, Fiscal Year 2021.

District Court Civil Caseload, Probate, Construction Defect, and Contract (2 of 3)			Probate						Construction Defect		Contract								
			Summary Administration	General Administration	Special Administration	Set Aside	Probate Trust/Conservatorship	Other Probate	Chapter 40	Other Construction Defect	Uniform Commercial Code (UCC)	Building and Construction	Insurance Carrier	Commercial Instrument	Collection of Accounts	Employment Contract	Other Contract		
5th Judicial District	Esmeralda County District Court	New Filings (cases)	1	1	3	6	0	4	0	0	0	0	0	0	0	0	0	0	
		Reopened (cases)	0	0	0	0	0	0	0	0	0	0	0	0	0	0	0	0	0
		Grand Total Dispositions	1	1	2	6	0	2	0	0	0	0	0	0	0	0	0	0	0
		Total Non-Trial Dispositions	1	1	2	6	0	2	0	0	0	0	0	0	0	0	0	0	0
		Total Bench Trial Dispositions	0	0	0	0	0	0	0	0	0	0	0	0	0	0	0	0	0
	Total Jury Trial Dispositions	0	0	0	0	0	0	0	0	0	0	0	0	0	0	0	0	0	0
	Nye County District Court	New Filings (cases)	31	12	87	84	16	104	0	1	0	0	0	0	34	0	14	0	0
		Reopened (cases)	3	1	6	0	0	7	0	0	0	0	0	0	0	0	0	0	0
		Grand Total Dispositions	22	0	19	23	2	13	0	1	0	1	0	0	3	0	5	0	0
		Total Non-Trial Dispositions	22	0	19	23	2	13	0	1	0	1	0	0	3	0	5	0	0
Total Bench Trial Dispositions		0	0	0	0	0	0	0	0	0	0	0	0	0	0	0	0	0	
Total Jury Trial Dispositions	0	0	0	0	0	0	0	0	0	0	0	0	0	0	0	0	0	0	
6th Judicial District	Humboldt County District Court	New Filings (cases)	8	6	4	12	1	5	0	0	0	0	0	16	0	8	0	0	
		Reopened (cases)	0	0	1	1	0	0	0	0	0	0	0	0	0	0	0	0	0
		Grand Total Dispositions	7	5	3	15	4	13	0	0	0	0	0	0	7	1	3	0	0
		Total Non-Trial Dispositions	7	5	3	15	4	13	0	0	0	0	0	0	7	1	3	0	0
		Total Bench Trial Dispositions	0	0	0	0	0	0	0	0	0	0	0	0	0	0	0	0	0
Total Jury Trial Dispositions	0	0	0	0	0	0	0	0	0	0	0	0	0	0	0	0	0	0	
7th Judicial District	Eureka County District Court	New Filings (cases)	0	3	2	6	0	0	0	0	0	2	0	1	0	0	0	0	
		Reopened (cases)	0	0	0	0	0	0	0	0	0	0	0	0	0	0	0	0	0
		Grand Total Dispositions	0	0	2	5	0	2	0	0	0	1	0	0	0	0	0	0	0
		Total Non-Trial Dispositions	0	0	2	5	0	2	0	0	0	1	0	0	0	0	0	0	0
		Total Bench Trial Dispositions	0	0	0	0	0	0	0	0	0	0	0	0	0	0	0	0	0
	Total Jury Trial Dispositions	0	0	0	0	0	0	0	0	0	0	0	0	0	0	0	0	0	
	Lincoln County District Court	New Filings (cases)	0	7	2	5	0	1	0	0	0	0	0	0	0	0	1	0	0
		Reopened (cases)	0	0	0	0	0	0	0	0	0	0	0	0	0	0	0	0	0
		Grand Total Dispositions	2	3	1	5	0	0	0	0	0	0	0	0	0	0	0	0	0
		Total Non-Trial Dispositions	2	3	1	5	0	0	0	0	0	0	0	0	0	0	0	0	0
		Total Bench Trial Dispositions	0	0	0	0	0	0	0	0	0	0	0	0	0	0	0	0	0
	Total Jury Trial Dispositions	0	0	0	0	0	0	0	0	0	0	0	0	0	0	0	0	0	
	White Pine County District Court	New Filings (cases)	7	3	3	12	0	5	0	0	0	0	0	7	1	0	0	0	
		Reopened (cases)	0	0	0	0	0	0	0	0	0	0	0	0	0	0	0	0	0
		Grand Total Dispositions	7	3	2	10	0	3	0	0	0	0	0	2	1	2	0	0	
Total Non-Trial Dispositions		7	3	2	10	0	3	0	0	0	0	0	2	1	2	0	0		
Total Bench Trial Dispositions		0	0	0	0	0	0	0	0	0	0	0	0	0	0	0	0	0	
Total Jury Trial Dispositions	0	0	0	0	0	0	0	0	0	0	0	0	0	0	0	0	0		

Source: Uniform System for Judicial Records, Nevada AOC, Research and Statistics Unit.

Table B2-2. Civil Caseload Processed by District Courts in Nevada, Fiscal Year 2021.

District Court Civil Caseload, Probate, Construction Defect, and Contract (3 of 3)				Probate						Construction Defect		Contract						
				Summary Administration	General Administration	Special Administration	Set Aside	Probate Trust/Conservatorship	Other Probate	Chapter 40	Other Construction Defect	Uniform Commercial Code (UCC)	Building and Construction	Insurance Carrier	Commercial Instrument	Collection of Accounts	Employment Contract	Other Contract
8th Judicial District	Clark County	Clark County District Court	New Filings (cases)	1,192	733	846	825	233	607	25	2	24	37	169	63	1,926	36	981
			Reopened (cases)	73	52	33	21	5	22	0	0	4	5	10	12	58	5	117
			Grand Total Dispositions	425	223	249	444	53	281	21	6	25	47	204	184	1,794	60	1,224
			Total Non-Trial Dispositions	424	223	249	444	53	281	20	6	25	45	201	174	1,789	60	1,200
			Total Bench Trial Dispositions	1	0	0	0	0	0	1	0	0	2	1	10	5	0	23
	Total Jury Trial Dispositions	0	0	0	0	0	0	0	0	0	0	2	0	0	0	0	1	
9th Judicial District	Douglas County	Douglas County District Court	New Filings (cases)	19	36	17	26	15	7	1	1	0	1	0	1	0	1	25
			Reopened (cases)	19	27	8	2	1	1	0	0	0	0	1	0	0	0	1
			Grand Total Dispositions	28	43	21	19	13	5	0	1	0	2	0	0	5	0	24
			Total Non-Trial Dispositions	28	43	21	19	13	5	0	1	0	2	0	0	5	0	24
			Total Bench Trial Dispositions	0	0	0	0	0	0	0	0	0	0	0	0	0	0	0
	Total Jury Trial Dispositions	0	0	0	0	0	0	0	0	0	0	0	0	0	0	0	0	
10th Judicial District	Churchill County	Churchill County District Court	New Filings (cases)	26	6	18	13	1	5	0	0	0	0	0	0	7	0	2
			Reopened (cases)	26	14	6	0	1	4	0	0	0	0	0	0	0	0	0
			Grand Total Dispositions	53	20	22	12	1	10	0	0	0	0	0	0	5	0	2
			Total Non-Trial Dispositions	53	20	22	12	1	10	0	0	0	0	0	0	5	0	2
			Total Bench Trial Dispositions	0	0	0	0	0	0	0	0	0	0	0	0	0	0	0
	Total Jury Trial Dispositions	0	0	0	0	0	0	0	0	0	0	0	0	0	0	0		
11th Judicial District	Lander County	Lander County District Court	New Filings (cases)	7	1	0	2	0	4	0	1	0	0	0	0	1	0	3
			Reopened (cases)	2	3	2	0	0	0	0	0	0	0	0	0	0	0	0
			Grand Total Dispositions	6	1	1	1	0	3	0	0	0	0	0	0	0	0	0
			Total Non-Trial Dispositions	6	1	1	1	0	3	0	0	0	0	0	0	0	0	0
			Total Bench Trial Dispositions	0	0	0	0	0	0	0	0	0	0	0	0	0	0	0
		Total Jury Trial Dispositions	0	0	0	0	0	0	0	0	0	0	0	0	0	0	0	
	Mineral County	Mineral County District Court	New Filings (cases)	9	1	5	6	0	1	0	0	0	0	0	0	0	0	0
			Reopened (cases)	0	0	0	0	0	0	0	0	0	0	0	0	0	0	0
			Grand Total Dispositions	1	0	1	1	0	0	0	0	0	0	0	0	1	0	1
			Total Non-Trial Dispositions	1	0	1	1	0	0	0	0	0	0	0	0	1	0	1
			Total Bench Trial Dispositions	0	0	0	0	0	0	0	0	0	0	0	0	0	0	0
		Total Jury Trial Dispositions	0	0	0	0	0	0	0	0	0	0	0	0	0	0	0	
	Pershing County	Pershing County District Court	New Filings (cases)	3	0	10	11	0	2	0	0	0	0	0	0	1	0	1
		Reopened (cases)	0	0	1	0	0	0	0	0	0	0	0	0	0	0	0	
		Grand Total Dispositions	2	0	5	8	0	1	0	0	0	0	0	0	0	0	0	
		Total Non-Trial Dispositions	2	0	5	8	0	1	0	0	0	0	0	0	0	0	0	
		Total Bench Trial Dispositions	0	0	0	0	0	0	0	0	0	0	0	0	0	0	0	
	Total Jury Trial Dispositions	0	0	0	0	0	0	0	0	0	0	0	0	0	0	0		

Source: Uniform System for Judicial Records, Nevada AOC, Research and Statistics Unit.

Table B2-2. Civil Caseload Processed by District Courts in Nevada, Fiscal Year 2021.

District Court Civil Caseload, Judicial Review/Appeal, Civil Writ, and Other Civil (1 of 3)			Judicial Review/Appeal							Civil Writ					Other Civil			
			Petition to Seal Records	Mental Competency	Department of Motor Vehicle Appeal	Worker's Compensation Appeal	Other Nevada State Agency Appeal	Appeal from Lower Court	Other Judicial Review/Appeal	Writ of Habeas Corpus	Writ of Mandamus	Writ of Quo Warranto	Writ of Prohibition	Other Civil Writ	Compromise of Minor's Claim	Foreign Judgment	Other Civil Matters	
Totals^a	Nevada District Courts	New Filings (cases)	892	197	2	88	62	567	115	357	166	0	5	16	1,970	419	3,860	
		Reopened (cases)	30	0	1	2	8	31	7	43	5	0	0	1	320	21	296	
		Grand Total Dispositions	1,048	170	9	83	92	609	170	555	159	0	2	33	2,537	428	4,004	
		Total Non-Trial Dispositions	1,047	170	9	83	91	608	167	555	157	0	2	33	2,537	428	3,990	
		Total Bench Trial Dispositions	1	0	0	0	1	0	3	0	2	0	0	0	0	0	0	13
		Total Jury Trial Dispositions	0	0	0	0	0	1	0	0	0	0	0	0	0	0	0	1
1st Judicial District	Carson City District Court	New Filings (cases)	17	0	0	6	24	5	14	2	5	0	0	4	22	5	67	
		Reopened (cases)	0	0	0	0	0	0	1	0	0	0	0	0	0	0	2	
		Grand Total Dispositions	12	0	0	3	20	4	15	0	2	0	0	2	17	5	43	
		Total Non-Trial Dispositions	12	0	0	3	20	4	15	0	2	0	0	2	17	5	43	
		Total Bench Trial Dispositions	0	0	0	0	0	0	0	0	0	0	0	0	0	0	0	
	Total Jury Trial Dispositions	0	0	0	0	0	0	0	0	0	0	0	0	0	0	0		
	Storey County District Court	New Filings (cases)	2	0	0	0	0	0	2	0	0	0	0	0	0	0	2	
		Reopened (cases)	0	0	0	0	0	0	1	0	0	0	0	0	0	0	1	
		Grand Total Dispositions	2	0	0	1	0	3	3	0	0	0	0	1	0	0	6	
		Total Non-Trial Dispositions	2	0	0	1	0	3	3	0	0	0	0	1	0	0	6	
Total Bench Trial Dispositions		0	0	0	0	0	0	0	0	0	0	0	0	0	0	0		
Total Jury Trial Dispositions	0	0	0	0	0	0	0	0	0	0	0	0	0	0	0			
2nd Judicial District	Washoe County District Court	New Filings (cases)	80	129	0	0	6	15	16	1	8	0	0	1	159	39	980	
		Reopened (cases)	2	0	0	0	3	3	0	0	0	0	0	1	3	0	134	
		Grand Total Dispositions	21	109	0	2	7	10	32	0	7	0	0	2	170	42	839	
		Total Non-Trial Dispositions	21	109	0	2	6	10	30	0	7	0	0	2	170	42	836	
		Total Bench Trial Dispositions	0	0	0	0	1	0	2	0	0	0	0	0	0	0	3	
Total Jury Trial Dispositions	0	0	0	0	0	0	0	0	0	0	0	0	0	0	0			
3rd Judicial District	Lyon County District Court	New Filings (cases)	9	23	0	0	2	2	2	7	3	0	0	1	9	2	32	
		Reopened (cases)	0	0	0	0	0	0	0	0	0	0	0	0	1	0	3	
		Grand Total Dispositions	10	25	0	0	0	2	2	4	3	0	0	2	11	3	33	
		Total Non-Trial Dispositions	10	25	0	0	0	2	2	4	3	0	0	2	11	3	33	
		Total Bench Trial Dispositions	0	0	0	0	0	0	0	0	0	0	0	0	0	0	0	
Total Jury Trial Dispositions	0	0	0	0	0	0	0	0	0	0	0	0	0	0	0			
4th Judicial District	Elko County District Court	New Filings (cases)	10	9	0	0	2	0	0	18	2	0	0	0	7	3	23	
		Reopened (cases)	1	0	0	0	0	1	0	1	0	0	0	0	2	0	1	
		Grand Total Dispositions	14	8	0	0	2	8	0	29	1	0	0	4	9	3	16	
		Total Non-Trial Dispositions	14	8	0	0	2	8	0	29	1	0	0	4	9	3	16	
		Total Bench Trial Dispositions	0	0	0	0	0	0	0	0	0	0	0	0	0	0	0	
Total Jury Trial Dispositions	0	0	0	0	0	0	0	0	0	0	0	0	0	0	0			

^a Totals reflect aggregate information from the Nevada District Courts. Information contained herein may reflect non-standard reporting and is noted by subsequent footnotes.

Source: Uniform System for Judicial Records, Nevada AOC, Research and Statistics Unit.

Table B2-2. Civil Caseload Processed by District Courts in Nevada, Fiscal Year 2021.

District Court Civil Caseload, Judicial Review/Appeal, Civil Writ, and Other Civil (2 of 3)			Judicial Review/Appeal							Civil Writ					Other Civil			
			Petition to Seal Records	Mental Competency	Department of Motor Vehicle Appeal	Worker's Compensation Appeal	Other Nevada State Agency Appeal	Appeal from Lower Court	Other Judicial Review/Appeal	Writ of Habeas Corpus	Writ of Mandamus	Writ of Quo Warranto	Writ of Prohibition	Other Civil Writ	Compromise of Minor's Claim	Foreign Judgment	Other Civil Matters	
5th Judicial District	Esmeralda County	Esmeralda County District Court	New Filings (cases)	0	0	0	0	1	0	0	0	0	0	0	0	0	0	0
		Reopened (cases)	0	0	0	0	0	0	0	0	0	0	0	0	0	0	0	0
		Grand Total Dispositions	0	0	0	0	0	0	0	0	0	0	0	0	0	0	0	0
		Total Non-Trial Dispositions	0	0	0	0	0	0	0	0	0	0	0	0	0	0	0	0
		Total Bench Trial Dispositions	0	0	0	0	0	0	0	0	0	0	0	0	0	0	0	0
	Total Jury Trial Dispositions	0	0	0	0	0	0	0	0	0	0	0	0	0	0	0	0	0
	Nye County	Nye County District Court	New Filings (cases)	5	0	0	0	0	2	1	1	9	0	0	1	16	7	26
		Reopened (cases)	0	0	0	0	0	0	0	0	0	0	0	0	0	0	0	
		Grand Total Dispositions	2	0	0	0	0	3	1	1	3	0	0	0	6	0	11	
		Total Non-Trial Dispositions	2	0	0	0	0	3	1	1	3	0	0	0	6	0	11	
Total Bench Trial Dispositions		0	0	0	0	0	0	0	0	0	0	0	0	0	0	0		
Total Jury Trial Dispositions	0	0	0	0	0	0	0	0	0	0	0	0	0	0	0	0		
6th Judicial District	Humboldt County	Humboldt County District Court	New Filings (cases)	4	13	0	0	0	1	3	6	0	0	0	0	2	28	
		Reopened (cases)	0	0	0	0	0	0	0	1	0	0	0	0	0	0		
		Grand Total Dispositions	10	14	0	0	0	0	3	2	5	0	0	0	1	25		
		Total Non-Trial Dispositions	9	14	0	0	0	0	3	2	4	0	0	0	1	25		
		Total Bench Trial Dispositions	1	0	0	0	0	0	0	0	1	0	0	0	0	0		
Total Jury Trial Dispositions	0	0	0	0	0	0	0	0	0	0	0	0	0	0				
7th Judicial District	Eureka County	Eureka County District Court	New Filings (cases)	0	0	0	0	0	0	0	0	0	0	0	0	0	0	
		Reopened (cases)	0	0	0	0	0	0	0	0	0	0	0	0	0	0		
		Grand Total Dispositions	0	0	0	0	0	0	1	0	1	0	0	0	0	0		
		Total Non-Trial Dispositions	0	0	0	0	0	0	1	0	1	0	0	0	0	0		
		Total Bench Trial Dispositions	0	0	0	0	0	0	0	0	0	0	0	0	0	0		
	Total Jury Trial Dispositions	0	0	0	0	0	0	0	0	0	0	0	0	0	0			
	Lincoln County	Lincoln County District Court	New Filings (cases)	0	0	0	0	0	0	0	3	0	0	0	0	1	0	10
		Reopened (cases)	0	0	0	0	0	0	0	0	0	0	0	0	0	0	0	
		Grand Total Dispositions	0	0	0	0	0	0	0	21	0	0	0	0	0	0	8	
		Total Non-Trial Dispositions	0	0	0	0	0	0	0	21	0	0	0	0	0	0	8	
Total Bench Trial Dispositions		0	0	0	0	0	0	0	0	0	0	0	0	0	0			
Total Jury Trial Dispositions	0	0	0	0	0	0	0	0	0	0	0	0	0	0				
White Pine County	White Pine County District Court	New Filings (cases)	2	0	0	0	0	4	1	22	4	0	0	3	2	13		
	Reopened (cases)	0	0	0	0	0	0	0	0	0	0	0	0	0	0			
	Grand Total Dispositions	4	0	0	0	0	5	0	29	6	0	0	4	1	9			
	Total Non-Trial Dispositions	4	0	0	0	0	5	0	29	6	0	0	4	1	9			
	Total Bench Trial Dispositions	0	0	0	0	0	0	0	0	0	0	0	0	0	0			
Total Jury Trial Dispositions	0	0	0	0	0	0	0	0	0	0	0	0	0	0				

Source: Uniform System for Judicial Records, Nevada AOC, Research and Statistics Unit.

Table B2-2. Civil Caseload Processed by District Courts in Nevada, Fiscal Year 2021.

District Court Civil Caseload, Judicial Review/Appeal, Civil Writ, and Other Civil (3 of 3)				Judicial Review/Appeal							Civil Writ					Other Civil		
				Petition to Seal Records	Mental Competency	Department of Motor Vehicle Appeal	Worker's Compensation Appeal	Other Nevada State Agency Appeal	Appeal from Lower Court	Other Judicial Review/Appeal	Writ of Habeas Corpus	Writ of Mandamus	Writ of Quo Warranto	Writ of Prohibition	Other Civil Writ	Compromise of Minor's Claim	Foreign Judgment	Other Civil Matters
8th Judicial District	Clark County	Clark County District Court	New Filings (cases)	753	0	2	82	25	531	75	289	93	0	5	8	1,745	351	2,542
			Reopened (cases)	27	0	1	2	5	27	4	39	5	0	0	0	311	21	147
			Grand Total Dispositions	965	0	9	77	63	564	111	451	100	0	2	21	2,313	368	2,897
			Total Non-Trial Dispositions	965	0	9	77	63	563	110	451	100	0	2	21	2,313	368	2,886
			Total Bench Trial Dispositions	0	0	0	0	0	0	1	0	0	0	0	0	0	0	0
	Total Jury Trial Dispositions	0	0	0	0	0	0	1	0	0	0	0	0	0	0	0	1	
9th Judicial District	Douglas County	Douglas County District Court	New Filings (cases)	2	2	0	0	2	2	1	1	2	0	0	1	4	4	61
			Reopened (cases)	0	0	0	0	0	0	1	0	0	0	0	0	0	0	3
			Grand Total Dispositions	2	1	0	0	0	2	2	2	2	0	0	0	4	3	58
			Total Non-Trial Dispositions	2	1	0	0	0	2	2	0	1	0	0	0	4	3	58
			Total Bench Trial Dispositions	0	0	0	0	0	0	0	0	1	0	0	0	0	0	0
	Total Jury Trial Dispositions	0	0	0	0	0	0	0	0	0	0	0	0	0	0	0		
10th Judicial District	Churchill County	Churchill County District Court	New Filings (cases)	5	20	0	0	0	5	0	2	0	0	0	0	2	0	15
			Reopened (cases)	0	0	0	0	0	0	0	0	0	0	0	0	1	0	2
			Grand Total Dispositions	4	13	0	0	0	6	0	2	1	0	0	0	1	0	18
			Total Non-Trial Dispositions	4	13	0	0	0	6	0	2	1	0	0	0	1	0	18
			Total Bench Trial Dispositions	0	0	0	0	0	0	0	0	0	0	0	0	0	0	0
	Total Jury Trial Dispositions	0	0	0	0	0	0	0	0	0	0	0	0	0	0	0		
11th Judicial District	Lander County	Lander County District Court	New Filings (cases)	0	0	0	0	0	0	0	0	2	0	0	0	0	2	4
			Reopened (cases)	0	0	0	0	0	0	0	0	2	0	0	0	1	0	1
			Grand Total Dispositions	0	0	0	0	0	0	0	0	3	2	0	0	0	1	3
			Total Non-Trial Dispositions	0	0	0	0	0	0	0	0	3	2	0	0	0	1	3
			Total Bench Trial Dispositions	0	0	0	0	0	0	0	0	0	0	0	0	0	0	0
		Total Jury Trial Dispositions	0	0	0	0	0	0	0	0	0	0	0	0	0	0	0	
	Mineral County	Mineral County District Court	New Filings (cases)	0	0	0	0	0	0	0	1	7	0	0	0	2	2	18
			Reopened (cases)	0	0	0	0	0	0	0	0	0	0	0	0	1	0	0
			Grand Total Dispositions	0	0	0	0	0	0	0	0	2	0	0	0	2	1	5
			Total Non-Trial Dispositions	0	0	0	0	0	0	0	0	2	0	0	0	2	1	5
			Total Bench Trial Dispositions	0	0	0	0	0	0	0	0	0	0	0	0	0	0	0
		Total Jury Trial Dispositions	0	0	0	0	0	0	0	0	0	0	0	0	0	0	0	
	Pershing County	Pershing County District Court	New Filings (cases)	3	1	0	0	0	0	0	4	31	0	0	0	0	0	39
		Reopened (cases)	0	0	0	0	0	0	0	0	0	0	0	0	0	0	0	
		Grand Total Dispositions	2	0	0	0	0	2	0	13	24	0	0	1	0	0	33	
		Total Non-Trial Dispositions	2	0	0	0	0	2	0	13	24	0	0	1	0	0	33	
		Total Bench Trial Dispositions	0	0	0	0	0	0	0	0	0	0	0	0	0	0	0	
	Total Jury Trial Dispositions	0	0	0	0	0	0	0	0	0	0	0	0	0	0	0		

Source: Uniform System for Judicial Records, Nevada AOC, Research and Statistics Unit.

Table B3. Family Caseload Processed by District Courts in Nevada, Fiscal Year 2021.

District Court, Family Caseload (1 of 3)			Domestic Relations Case													Mental Health Case	Guardianships Case	Totals	
			Marriage Dissolution	Paternity	Visitation (Non-Divorce)	Adoptions	Custody (Non-Divorce)	Support			TPR ^a		Protection Orders						Other Domestic Relations
								IV-D UIFSA	IV-D Intrastate	Other Support	State Initiated (TPR) Petition	Other (TPR) Petition	Request for Domestic Violence Protective Orders (TPOs)	High-Risk Protection Orders					
Totals^b	Nevada District Courts	New Filings (cases)	16,865	383	88	1,240	3,491	953	3,302	28	131	459	10,466	10	2,765	8,889	2,266	51,336	
		Reopened (cases)	4,205	189	16	62	1,834	1,185	781	65	4	40	579	0	203	5,583	2,017	16,763	
		Grand Total Dispositions	20,078	509	84	1,237	4,618	1,491	2,651	115	106	461	10,886	9	2,978	12,440	3,750	61,413	
		Total Non-Trial Dispositions	19,682	487	76	1,165	4,386	1,487	2,632	115	75	435	10,886	9	2,965	12,273	3,522	60,195	
		Total Trial Dispositions	396	22	8	72	232	4	19	0	31	26	0	0	13	167	228	1,218	
1st Judicial District	Carson City	New Filings (cases)	363	2	1	87	112	6	67	15	49	15	117	0	66	109	86	1,095	
		Reopened (cases)	75	3	0	0	42	89	56	57	2	0	1	0	0	1	95	421	
		Grand Total Dispositions	357	7	1	79	97	100	128	99	56	9	91	0	49	98	209	1,380	
		Total Non-Trial Dispositions	356	6	1	79	91	100	126	99	56	9	91	0	49	98	209	1,370	
		Total Trial Dispositions	1	1	0	0	6	0	2	0	0	0	0	0	0	0	0	0	10
Storey County	New Filings (cases)	17	0	0	0	0	0	0	0	0	0	0	2	0	4	0	3	26	
	Reopened (cases)	6	0	0	0	0	0	0	0	0	0	0	0	0	0	0	0	6	
	Grand Total Dispositions	17	0	0	0	0	0	0	1	0	0	1	0	2	0	1	22		
	Total Non-Trial Dispositions	17	0	0	0	0	0	0	1	0	0	1	0	2	0	1	22		
	Total Trial Dispositions	0	0	0	0	0	0	0	0	0	0	0	0	0	0	0	0	0	
2nd Judicial District	Washoe County	New Filings (cases)	1,840	28	21	174	447	611^c	(c)	0	77	0	1,693	5	100	2,238	447	7,681	
		Reopened (cases)	628	31	4	3	359	728		0	0	1	40	0	4	0	62	1,860	
		Grand Total Dispositions	1,847	33	16	169	430	732		0	43	0	1,608	5	93	2,236	407	7,619	
		Total Non-Trial Dispositions	1,800	30	13	117	387	732		0	12	0	1,608	5	91	2,069	197	7,061	
		Total Trial Dispositions	47	3	3	52	43	0		0	31	0	0	0	2	167	210	558	
3rd Judicial District	Lyon County	New Filings (cases)	183	0	2	28	56	35	77	0	1	13	1	ND	65	0	54	515	
		Reopened (cases)	66	0	0	3	36	63	167	0	0	0	0		1	0	166	502	
		Grand Total Dispositions	254	0	1	29	83	95	230	0	1	17	1		63	0	238	1,012	
		Total Non-Trial Dispositions	252	0	1	29	81	95	230	0	1	16	1		63	0	238	1,007	
		Total Trial Dispositions	2	0	0	0	2	0	0	0	0	1	0		0	0	0	5	
4th Judicial District	Elko County	New Filings (cases)	170	6	3	20	44	20	89	0	0	20	13	0	36	0	52	473	
		Reopened (cases)	84	4	0	2	7	51	94	5	0	2	3	0	8	0	189	449	
		Grand Total Dispositions	242	6	2	24	37	93	179	4	1	22	26	0	43	0	206	885	
		Total Non-Trial Dispositions	236	6	2	24	35	93	179	4	1	22	26	0	43	0	206	877	
		Total Trial Dispositions	6	0	0	0	2	0	0	0	0	0	0	0	0	0	0	0	8

^a NRS Chapter 128 allows termination of parental rights through motion in existing juvenile child abuse and neglect cases (Table B4). These terminations through motion are not captured in the USJR statistics.

^b Totals reflect aggregate information from the Nevada District Courts. Information contained herein may reflect non-standard reporting and is noted by subsequent footnotes.

^c All IV-D matters reported in the IV-D UIFSA case type.

ND No data.

Source: Uniform System for Judicial Records, Nevada AOC, Research and Statistics Unit.

Table B3. Family Caseload Processed by District Courts in Nevada, Fiscal Year 2021.

District Court, Family Caseload (2 of 3)			Domestic Relations Case													Mental Health Case	Guardianships Case	Totals	
			Marriage Dissolution	Paternity	Visitation (Non-Divorce)	Adoptions	Custody (Non-Divorce)	Support			TPR ^a		Protection Orders		Other Domestic Relations				
								IV-D UIFSA	IV-D Intrastate	Other Support	State Initiated (TPR) Petition	Other (TPR) Petition	Request for Domestic Violence Protective Orders (TPOs)	High-Risk Protection Orders					
5th Judicial District	Esmeralda County District Court	New Filings (cases)	2	0	0	0	1	0	0	0	0	0	0	ND	0	0	1	4	
		Reopened (cases)	0	0	0	0	0	0	0	0	0	0	0		0	0	0	0	
		Grand Total Dispositions	2	0	0	0	0	0	0	0	0	0	0		0	0	0	1	3
		Total Non-Trial Dispositions	1	0	0	0	0	0	0	0	0	0	0		0	0	0	1	2
	Total Trial Dispositions	1	0	0	0	0	0	0	0	0	0	0		0	0	0	0	1	1
	Nye County District Court	New Filings (cases)	403	4	0	11	31	90	5	0	0	7	1	0	37	0	27	616	
		Reopened (cases)	7	1	0	0	1	3	0	0	0	0	0	0	0	0	0	12	
		Grand Total Dispositions	339	0	0	11	11	17	0	0	0	6	0	0	11	0	7	402	
Total Non-Trial Dispositions		339	0	0	10	11	17	0	0	0	6	0	0	10	0	7	400		
Total Trial Dispositions	0	0	0	1	0	0	0	0	0	0	0	0	0	1	0	0	2		
6th Judicial District	Humboldt County District Court	New Filings (cases)	236	12	0	10	28	6	43	8	0	11	17	0	9	2	21	403	
		Reopened (cases)	19	2	0	0	2	16	86	1	0	0	2	0	1	0	2	131	
		Grand Total Dispositions ^c	233	8	0	10	12	35	430	5	0	10	9	0	11	2	26	791 ^c	
		Total Non-Trial Dispositions	233	8	0	10	12	35	430	5	0	10	9	0	11	2	26	791	
Total Trial Dispositions	0	0	0	0	0	0	0	0	0	0	0	0	0	0	0	0	0		
7th Judicial District	Eureka County District Court	New Filings (cases)	5	0	1	0	3	0	0	0	0	1	0	0	1	0	3	14	
		Reopened (cases)	1	0	0	0	0	0	0	0	0	0	0	0	0	0	0	1	
		Grand Total Dispositions	4	0	0	0	1	0	0	0	0	0	0	0	0	0	1	6	
		Total Non-Trial Dispositions	3	0	0	0	1	0	0	0	0	0	0	0	0	0	1	5	
	Total Trial Dispositions	1	0	0	0	0	0	0	0	0	0	0	0	0	0	0	1		
	Lincoln County District Court	New Filings (cases)	15	0	0	0	0	3	1	0	0	0	0	ND	1	0	4	24	
		Reopened (cases)	0	0	0	0	0	1	0	0	0	0	0		0	0	0	1	
		Grand Total Dispositions	20	1	0	0	0	2	0	0	0	0	0		0	0	3	26	
Total Non-Trial Dispositions		20	1	0	0	0	2	0	0	0	0	0		0	0	3	26		
Total Trial Dispositions	0	0	0	0	0	0	0	0	0	0	0		0	0	0	0			
White Pine County District Court	New Filings (cases)	59	0	0	10	11	3	9	0	0	2	0	0	8	0	7	109		
	Reopened (cases)	7	0	0	0	8	3	11	0	0	0	0	0	0	0	2	31		
	Grand Total Dispositions	65	0	0	6	11	3	18	0	0	2	0	0	7	0	5	117		
	Total Non-Trial Dispositions	58	0	0	0	8	0	2	0	0	1	0	0	6	0	2	77		
Total Trial Dispositions	7	0	0	6	3	3	16	0	0	1	0	0	1	0	3	40			

^a NRS Chapter 128 allows termination of parental rights through motion in existing juvenile child abuse and neglect cases (Table B4). These terminations through motion are not captured in the USJR statistics.

^c Includes administrative case closures.

ND No data.

Source: Uniform System for Judicial Records, Nevada AOC, Research and Statistics Unit.

Table B3. Family Caseload Processed by District Courts in Nevada, Fiscal Year 2021.

District Court, Family Caseload (3 of 3)				Domestic Relations Case											Mental Health Case	Guardianships Case	Totals		
				Marriage Dissolution	Paternity	Visitation (Non-Divorce)	Adoptions	Custody (Non-Divorce)	Support			TPR ^a		Protection Orders				Other Domestic Relations	
									IV-D UIFSA	IV-D Intrastate	Other Support	State Initiated (TPR) Petition	Other (TPR) Petition	Request for Domestic Violence Protective Orders (TPOs)					High-Risk Protection Orders
8th Judicial District	Clark County	Clark County District Court	New Filings (cases)	12,597	226	59	861	2,699	129	2,959	2	3	371	8,610	ND	2,416	6,526	1,459	38,917
			Reopened (cases)	3,185	144	12	50	1,358	99	304	0	2	37	532		186	5,582	1,434	12,925
			Grand Total Dispositions	15,658	353	63	867	3,875	241	1,557	1	5	378	9,137		2,672	10,090	2,528	47,425
			Total Non-Trial Dispositions	15,336	336	58	854	3,703	240	1,557	1	5	354	9,137		2,663	10,090	2,515	46,849
			Total Trial Dispositions	322	17	5	13	172	1	0	0	0	24	0		9	0	13	576
9th Judicial District	Douglas County	Douglas County District Court	New Filings (cases)	341	99	0	9	0	30	4	0	0	0	0	5	0	0	45	533
			Reopened (cases)	34	4	0	0	0	1	0	0	0	0	0	0	0	0	18	57
			Grand Total Dispositions	335	94	0	7	0	20	5	0	0	0	0	4	0	0	35	500
			Total Non-Trial Dispositions	330	94	0	7	0	20	4	0	0	0	0	4	0	0	35	494
			Total Trial Dispositions	5	0	0	0	0	0	1	0	0	0	0	0	0	0	0	0
10th Judicial District	Churchill County	Churchill County District Court	New Filings (cases)	507	2	1	21	38	20	33	0	1	11	12	0	21	14	28	709
			Reopened (cases)	64	0	0	4	18	131	49	2	0	0	1	0	0	0	45	314
			Grand Total Dispositions	572	1	1	26	50	153	93	3	0	10	13	0	24	14	66	1,026
			Total Non-Trial Dispositions	569	1	1	26	48	153	93	3	0	10	13	0	24	14	66	1,021
			Total Trial Dispositions	3	0	0	0	2	0	0	0	0	0	0	0	0	0	0	0
11th Judicial District	Lander County	Lander County District Court	New Filings (cases)	98	1	0	8	4	0	0	0	0	4	0	ND	0	0	6	121
			Reopened (cases)	21	0	0	0	0	0	0	0	0	0	0	0	0	0	1	22
			Grand Total Dispositions	109	4	0	6	3	0	0	0	0	5	0	0	0	0	4	131
			Total Non-Trial Dispositions	109	4	0	6	3	0	0	0	0	5	0	0	0	0	4	131
			Total Trial Dispositions	0	0	0	0	0	0	0	0	0	0	0	0	0	0	0	0
	Mineral County	Mineral County District Court	New Filings (cases)	16	2	0	0	12	0	6	0	0	1	0	ND	1	0	12	50
			Reopened (cases)	2	0	0	0	2	0	13	0	0	0	0	0	2	0	1	20
			Grand Total Dispositions	9	1	0	0	7	0	9	0	0	1	0	2	0	6	35	
			Total Non-Trial Dispositions	8	0	0	0	5	0	9	0	0	1	0	2	0	4	29	
			Total Trial Dispositions	1	1	0	0	2	0	0	0	0	0	0	0	0	2	6	
	Pershing County	Pershing County District Court	New Filings (cases)	13	1	0	1	5	0	9	3	0	3	0	ND	0	0	11	46
			Reopened (cases)	6	0	0	0	1	0	1	0	0	0	0	0	1	0	2	11
		Grand Total Dispositions	15	1	0	3	1	0	2	2	0	1	0	1	0	7	33		
		Total Non-Trial Dispositions	15	1	0	3	1	0	2	2	0	1	0	1	0	7	33		
	Total Trial Dispositions	0	0	0	0	0	0	0	0	0	0	0	0	0	0	0	0		

^a NRS Chapter 128 allows termination of parental rights through motion in existing juvenile child abuse and neglect cases (Table B4). These terminations through motion are not captured in the USJR statistics.

ND No data.

Source: Uniform System for Judicial Records, Nevada AOC, Research and Statistics Unit.

Table B4. Juvenile Caseload Processed by District Courts in Nevada, Fiscal Year 2021.

District Court, Juvenile Non-Traffic Caseload (1 of 3)			Delinquency					Status Petition	Dependency/ Child Victim ^a			Miscellaneous Petition	Totals	Hearings			
			Person	Property	Drug	Public Order	Other Delinquency		Child Abuse/ Neglect Petition	Dependent (no fault)	Other Dependency Child Victim			Informal Hearings (Involving a Judicial Officer)	Detention Hearings	Extradition Hearings	Protective Custody Hearings
Totals^b	Nevada District Courts	New Filings (cases)	1,234	657	237	276	725	76	1,787	4	7	91	5,094	101	2,254	4	2,079
		Reopened (cases)	181	116	56	18	66	4	311	9	0	1	762				
		Charges	2,535	1,972	471	634	1,828	83	-	-	-	-	7,523				
		Grand Total Dispositions	2,705	1,556	824	565	1,709	68	2,408	1	7	65	9,908				
		Total Non-Trial Dispositions	2,696	1,553	824	564	1,708	68	2,042	1	7	62	9,525				
		Total Trial Dispositions	9	3	0	1	1	0	366	0	0	3	383				
1st Judicial District	Carson City District Court	New Filings (cases)	18	10	9	0	1	19	20	2	0	1	80	0	101	0	33
		Reopened (cases)	15	17	7	2	1	0	122	9	0	0	173				
		Charges	82	17	18	4	20	19	-	-	-	-	160				
		Grand Total Dispositions	16	19	9	6	1	5	145	0	0	0	201				
		Total Non-Trial Dispositions	16	19	9	6	1	5	145	0	0	0	201				
		Total Trial Dispositions	0	0	0	0	0	0	0	0	0	0					
1st Judicial District	Storey County District Court	New Filings (cases)	0	0	0	1	0	0	0	0	0	0	1	0	2	0	0
		Reopened (cases)	0	0	0	0	0	0	0	0	0	0	0	0			
		Charges	0	0	0	1	2	0	-	-	-	-	3				
		Grand Total Dispositions	0	0	0	1	0	0	0	0	0	0	1				
		Total Non-Trial Dispositions	0	0	0	1	0	0	0	0	0	0	1				
		Total Trial Dispositions	0	0	0	0	0	0	0	0	0	0					
2nd Judicial District	Washoe County District Court	New Filings (cases)	295	122	46	24	69	NR	357	(c)	(c)	NR	913	NR	424 ^d	(d)	383
		Reopened (cases) ^f	-	-	-	-	-	-	-	-	-	-	-	-			
		Charges	467	249	90	51	249		-	-	-	-	1,106				
		Grand Total Dispositions ^g	483	211	174	35	111		612				1,626 ^g				
		Total Non-Trial Dispositions	483	211	174	35	111		467				1,481				
		Total Trial Dispositions	0	0	0	0	0		145			145					
3rd Judicial District	Lyon County District Court	New Filings (cases)	18	26	7	14	1	31	17	0	0	1	115	0	32	0	2
		Reopened (cases)	7	8	7	3	0	1	0	0	0	0	26				
		Charges	23	30	13	19	2	36	-	-	-	-	123				
		Grand Total Dispositions	29	35	20	13	1	22	20	0	0	1	141				
		Total Non-Trial Dispositions	28	35	20	13	1	22	20	0	0	1	140				
		Total Trial Dispositions	1	0	0	0	0	0	0	0	0	1					
4th Judicial District	Elko County District Court	New Filings (cases)	29	25	17	13	53	21	9	0	0	0	167	0	59	0	0
		Reopened (cases)	0	0	0	0	0	0	5	0	0	0	5				
		Charges	40	41	39	35	114	23	-	-	-	-	292				
		Grand Total Dispositions	30	26	12	25	60	20	16	0	0	0	189				
		Total Non-Trial Dispositions	30	26	12	25	60	20	13	0	0	0	186				
		Total Trial Dispositions	0	0	0	0	0	3	0	0	0	3					

^a May include termination of parental right actions filed through motion per NRS Chapter 128 in existing child abuse/neglect cases. These terminations through motion are not separately captured in the USJR statistics.

^b Totals reflect aggregate information from the Nevada District Courts. Information contained herein may reflect non-standard reporting and is noted by subsequent footnotes. Delinquency case types determined by the USJR charge hierarchy defined in the Nevada Courts Statistical Reporting Dictionary.

^c All Dependency/ Child Victim matters reported in the Child Abuse/Neglect Petition case type.

^d Detention hearings include extradition hearings counts.

^f Reopened (cases) not reported.

^g Includes administrative case closures.

NR Not reported.

Source: Uniform System for Judicial Records, Nevada AOC, Research and Statistics Unit.

Table B4. Juvenile Caseload Processed by District Courts in Nevada, Fiscal Year 2021.

District Court, Juvenile Non-Traffic Caseload (2 of 3)		Delinquency					Status Petition	Dependency/ Child Victim ^a			Miscellaneous Petition	Totals	Hearings					
		Person	Property	Drug	Public Order	Other Delinquency		Child Abuse/ Neglect Petition	Dependent (no fault)	Other Dependency Child Victim			Informal Hearings (Involving a Judicial Officer)	Detention Hearings	Extradition Hearings	Protective Custody Hearings		
5th Judicial District	Esmeralda County District Court	New Filings (cases)	0	1	1	0	0	0	0	0	0	0	2	0	0	0	0	
		Reopened (cases)	0	0	0	0	0	0	0	0	0	0	0	0				
		Charges	0	1	1	0	0	0	-	-	-	-	2					
		Grand Total Dispositions	0	0	0	0	0	0	0	0	0	0	0	0				
		Total Non-Trial Dispositions	0	0	0	0	0	0	0	0	0	0	0	0				
	Total Trial Dispositions	0	0	0	0	0	0	0	0	0	0	0	0					
	Nye County District Court	New Filings (cases)	34	8	13	12	17	0	25	0	0	32	141	0	0	0	0	
		Reopened (cases)	0	7	0	0	3	0	0	0	0	0	10					
		Charges	47	10	21	12	20	0	-	-	-	-	110					
		Grand Total Dispositions	16	16	12	13	12	8	10	0	0	17	104					
Total Non-Trial Dispositions		16	16	12	13	12	8	10	0	0	17	104						
Total Trial Dispositions	0	0	0	0	0	0	0	0	0	0	0	0						
6th Judicial District	Humboldt County District Court	New Filings (cases)	21	5	2	66	1	0	12	0	0	0	107	0	26	0	7	
		Reopened (cases)	1	0	1	0	0	0	0	0	0	0	2					
		Charges	26	6	5	77	1	0	-	-	-	-	115					
		Grand Total Dispositions ^h	16	13	12	50	2	3	8	0	3	10	117 ^h					
		Total Non-Trial Dispositions	16	12	12	50	2	3	8	0	3	10	116					
Total Trial Dispositions	0	1	0	0	0	0	0	0	0	0	1							
7th Judicial District	Eureka County District Court	New Filings (cases)	0	0	0	1	0	0	0	0	0	0	1	0	0	0	0	
		Reopened (cases)	0	0	0	0	0	0	0	0	0	0	0	0				
		Charges	0	0	0	1	0	0	-	-	-	-	1					
		Grand Total Dispositions	0	0	0	1	0	0	1	0	0	1	3					
		Total Non-Trial Dispositions	0	0	0	1	0	0	1	0	0	1	3					
	Total Trial Dispositions	0	0	0	0	0	0	0	0	0	0	0	0					
	Lincoln County District Court	New Filings (cases)	7	1	6	0	2	0	0	1	2	0	19	0	0	0	2	
		Reopened (cases)	0	0	0	0	0	0	0	0	0	0	0					
		Charges	19	2	11	0	2	0	-	-	-	-	34					
		Grand Total Dispositions	4	1	6	0	2	0	0	0	2	0	15					
		Total Non-Trial Dispositions	4	1	6	0	2	0	0	0	2	0	15					
	Total Trial Dispositions	0	0	0	0	0	0	0	0	0	0	0						
	White Pine County District Court	New Filings (cases)	15	8	7	10	65	0	5	0	0	0	110	0	0	0	0	
		Reopened (cases)	4	2	0	4	1	0	1	0	0	0	12					
		Charges	17	8	10	11	69	0	-	-	-	-	115					
Grand Total Dispositions		23	9	7	16	74	0	5	0	0	3	137						
Total Non-Trial Dispositions		23	9	7	16	74	0	4	0	0	1	134						
Total Trial Dispositions	0	0	0	0	0	0	1	0	0	2	3							

^a May include termination of parental right actions filed through motion per NRS Chapter 128 in existing child abuse/neglect cases. These terminations through motion are not separately captured in the USJR statistics.

^h Court reported a large number of administrative closures (1,062 delinquency and 98 dependency cases). Because many of these dispositions are unrelated to the filings for the current fiscal year and in an effort to more accurately reflect actual dispositions of active cases, these administrative closures were not included in total dispositions but are provided in this footnote for general information.

Source: Uniform System for Judicial Records, Nevada AOC, Research and Statistics Unit.

Table B4. Juvenile Caseload Processed by District Courts in Nevada, Fiscal Year 2021.

District Court, Juvenile Non-Traffic Caseload (3 of 3)			Delinquency					Status Petition	Dependency/ Child Victim ^a			Miscellaneous Petition	Totals	Hearings				
			Person	Property	Drug	Public Order	Other Delinquency		Child Abuse/ Neglect Petition	Dependent (no fault)	Other Dependency Child Victim			Informal Hearings (Involving a Judicial Officer)	Detention Hearings	Extradition Hearings	Protective Custody Hearings	
8th Judicial District	Clark County	Clark County District Court	New Filings (cases)	764	419	107	122	442	NR	1,311	1	0	16	3,182	NR	1,584	4	1,643
		Reopened (cases)	145	76	28	9	55			149	0	0	0	462				
		Charges	1,774	1,552	236	401	1,258			-	-	-	-	5,221				
		Grand Total Dispositions	2,050	1,189	528	391	1,391			1,538	1	0	5	7,093				
		Total Non-Trial Dispositions	2,042	1,187	528	390	1,390			1,324	1	0	4	6,866				
Total Trial Dispositions	8	2	0	1	1			214	0	0	1	227						
9th Judicial District	Douglas County	Douglas County District Court	New Filings (cases)	19	8	11	2	35	0	11	0	5	8	99	9	2	0	0
		Reopened (cases)	2	0	0	0	3	0	0	0	0	0	1	6				
		Charges	24	9	13	2	41	0	0	-	-	-	-	89				
		Grand Total Dispositions	17	10	9	1	21	0	3	0	1	11	73					
		Total Non-Trial Dispositions	17	10	9	1	21	0	3	0	1	11	73					
Total Trial Dispositions	0	0	0	0	0	0	0	0	0	0	0	0						
10th Judicial District	Churchill County	Churchill County District Court	New Filings (cases)	11	17	2	8	1	5	13	0	0	1	58	92	24	0	9
		Reopened (cases)	7	5	13	0	2	3	34	0	0	0	64					
		Charges	13	40	5	17	2	5	-	-	-	-	82					
		Grand Total Dispositions	21	19	18	11	5	10	47	0	0	1	132					
		Total Non-Trial Dispositions	21	19	18	11	5	10	44	0	0	1	129					
Total Trial Dispositions	0	0	0	0	0	0	3	0	0	0	3							
11th Judicial District	Lander County	Lander County District Court	New Filings (cases)	0	3	0	2	20	0	0	0	0	0	25	0	0	0	0
		Reopened (cases)	0	0	0	0	0	0	0	0	0	0	0	0				
		Charges	0	3	0	2	25	0	-	-	-	-	30					
		Grand Total Dispositions	0	3	3	1	9	0	0	0	0	0	16					
		Total Non-Trial Dispositions	0	3	3	1	9	0	0	0	0	0	16					
	Total Trial Dispositions	0	0	0	0	0	0	0	0	0	0	0	0					
	Mineral County	Mineral County District Court	New Filings (cases)	1	2	6	1	5	0	3	0	0	0	18	0	0	0	0
		Reopened (cases)	0	0	0	0	0	0	0	0	0	0	0	0				
		Charges	1	2	6	1	5	0	-	-	-	-	15					
		Grand Total Dispositions	0	4	12	1	7	0	0	0	1	3	28					
		Total Non-Trial Dispositions	0	4	12	1	7	0	0	0	1	3	28					
	Total Trial Dispositions	0	0	0	0	0	0	0	0	0	0	0	0					
	Pershing County	Pershing County District Court	New Filings (cases)	2	2	3	0	13	0	4	0	0	32	56	0	0	0	0
		Reopened (cases)	0	1	0	0	1	0	0	0	0	0	0	2				
		Charges	2	2	3	0	18	0	-	-	-	-	25					
Grand Total Dispositions		0	1	2	0	13	0	3	0	0	13	32						
Total Non-Trial Dispositions		0	1	2	0	13	0	3	0	0	13	32						
Total Trial Dispositions	0	0	0	0	0	0	0	0	0	0	0	0						

^a May include termination of parental right actions filed through motion per NRS Chapter 128 in existing child abuse/neglect cases. These terminations through motion are not separately captured in the USJR statistics.

NR Not reported.

Source: Uniform System for Judicial Records, Nevada AOC, Research and Statistics Unit.

Table B5-1. Criminal Caseload Processed by Justice Courts in Nevada, Fiscal Year 2021.

Justice Court, Criminal Caseload, Aggregate (1 of 4)			Felony, Total	Gross Misdemeanor, Total	Misdemeanor (Non-Traffic), Total	Criminal Case Totals	Traffic and Parking Totals
Totals^a	Nevada Justice Courts	New Filings (cases)	29,139	4,201	33,402	66,742	249,736
		Reopened (cases)	2,185	517	2,301	5,003	919
		Charges	59,636	9,221	46,841	115,698	306,255
		Grand Total Dispositions	28,379	3,853	37,778	70,010	201,549
		Total Non-Trial Dispositions	28,379	3,853	37,560	69,792	201,312
		Total Trial Dispositions	0	0	218	218	237
1st Judicial District	Carson City Justice Court ^b	New Filings (cases)	832	115	965	1,912	7,569
		Reopened (cases)	3	0	1	4	3
		Charges	1,357	278	1,982	3,617	9,816
		Grand Total Dispositions	404	81	787	1,272	6,559
		Total Non-Trial Dispositions	404	81	770	1,255	6,548
	Total Trial Dispositions	0	0	17	17	11	
	Storey County Justice Court	New Filings (cases)	28	16	187	231	1,495
		Reopened (cases)	0	0	0	0	0
		Charges	49	23	217	289	1,963
		Grand Total Dispositions	18	3	92	113	1,417
Total Non-Trial Dispositions		18	3	86	107	1,378	
Total Trial Dispositions	0	0	6	6	39		
2nd Judicial District	Incline Village Justice Court	New Filings (cases)	30	5	188	223	3,747
		Reopened (cases)	0	0	59	59	23
		Charges	51	7	221	279	3,934
		Grand Total Dispositions	24	4	225	253	3,579
		Total Non-Trial Dispositions	24	4	223	251	3,570
	Total Trial Dispositions	0	0	2	2	9	
	Reno Justice Court	New Filings (cases)	2,446	321	1,685	4,452	15,167
		Reopened (cases)	317	82	445	844	231
		Charges	4,172	583	3,005	7,760	18,597
		Grand Total Dispositions	2,195	322	1,675	4,192	14,789
		Total Non-Trial Dispositions	2,195	322	1,646	4,163	14,769
	Total Trial Dispositions	0	0	29	29	20	
	Sparks Justice Court	New Filings (cases)	1,162	170	1,005	2,337	4,178
		Reopened (cases)	272	58	438	768	211
		Charges	1,960	320	1,776	4,056	5,911
		Grand Total Dispositions	1,304	192	1,347	2,843	4,620
		Total Non-Trial Dispositions	1,304	192	1,339	2,835	4,603
Total Trial Dispositions	0	0	8	8	17		
Wadsworth Justice Court	New Filings (cases)	0	0	67	67	1,650	
	Reopened (cases)	0	0	1	1	34	
	Charges	0	0	77	77	2,002	
	Grand Total Dispositions	0	0	56	56	1,542	
	Total Non-Trial Dispositions	0	0	56	56	1,540	
Total Trial Dispositions	0	0	0	0	2		
3rd Judicial District	Canal Justice Court	New Filings (cases)	123	25	222	370	417
		Reopened (cases)	6	1	1	8	1
		Charges	218	46	275	539	577
		Grand Total Dispositions	156	34	240	430	360
		Total Non-Trial Dispositions	156	34	237	427	359
	Total Trial Dispositions	0	0	3	3	1	
	Dayton Justice Court	New Filings (cases)	71	25	282	378	1,791
		Reopened (cases)	0	0	0	0	1
		Charges	109	44	381	534	2,204
		Grand Total Dispositions	62	23	272	357	1,749
		Total Non-Trial Dispositions	62	23	269	354	1,749
	Total Trial Dispositions	0	0	3	3	0	
Walker River Justice Court	New Filings (cases)	83	15	350	448	2,354	
	Reopened (cases)	6	0	1	7	0	
	Charges	152	30	463	645	2,912	
	Grand Total Dispositions	102	22	387	511	2,182	
	Total Non-Trial Dispositions	102	22	382	506	2,180	
Total Trial Dispositions	0	0	5	5	2		

^a Totals reflect aggregate information from the Nevada Justice Courts. Information contained herein may reflect non-standard reporting and is noted by subsequent footnotes. Case types determined by the USJR charge hierarchy defined in the Nevada Courts Statistical Reporting Dictionary.

^b Carson City Justice Court includes Municipal Court information.

Source: Uniform System for Judicial Records, Nevada AOC, Research and Statistics Unit.

Table B5-1. Criminal Caseload Processed by Justice Courts in Nevada, Fiscal Year 2021.

Justice Court, Criminal Caseload, Aggregate (2 of 4)				Felony, Total	Gross Misdemeanor, Total	Misdemeanor (Non-Traffic), Total	Criminal Case Totals	Traffic and Parking Totals
4th Judicial District	Elko County	Carlin Justice Court	New Filings (cases)	0	0	86	86	514
			Reopened (cases)	0	0	0	0	0
			Charges	0	0	156	156	613
			Grand Total Dispositions	0	0	81	81	538
			Total Non-Trial Dispositions	0	0	78	78	538
		Total Trial Dispositions	0	0	3	3	0	
		Eastline Justice Court	New Filings (cases)	0	0	169	169	183
			Reopened (cases)	0	0	8	8	4
			Charges	0	0	275	275	256
			Grand Total Dispositions	0	0	117	117	193
			Total Non-Trial Dispositions	0	0	117	117	193
		Total Trial Dispositions	0	0	0	0	0	
		Elko Justice Court	New Filings (cases)	559	58	711	1,328	4,187
			Reopened (cases)	35	7	276	318	195
			Charges	1,041	218	1,164	2,423	5,086
			Grand Total Dispositions	572	57	1,044	1,673	4,624
Total Non-Trial Dispositions	572		57	1,029	1,658	4,613		
Total Trial Dispositions	0	0	15	15	11			
Wells Justice Court	New Filings (cases)	0	1	136	137	3,885		
	Reopened (cases)	0	0	0	0	3		
	Charges	0	1	194	195	4,304		
	Grand Total Dispositions	0	1	91	92	3,597		
	Total Non-Trial Dispositions	0	1	90	91	3,591		
Total Trial Dispositions	0	0	1	1	6			
5th Judicial District	Esmeralda County	Esmeralda Justice Court	New Filings (cases)	0	0	0	0	1,510
			Reopened (cases)	0	0	0	0	0
			Charges	0	0	0	0	1,510
			Grand Total Dispositions	0	0	0	0	1,510
			Total Non-Trial Dispositions	0	0	0	0	1,495
	Total Trial Dispositions	0	0	0	0	15		
	Nye County	Beatty Justice Court	New Filings (cases)	21	5	50	76	965
			Reopened (cases)	0	0	0	0	0
			Charges	58	11	63	132	1,160
			Grand Total Dispositions	23	5	63	91	808
			Total Non-Trial Dispositions	23	5	63	91	806
		Total Trial Dispositions	0	0	0	0	2	
		Pahrump Justice Court	New Filings (cases)	370	62	629	1,061	2,949
			Reopened (cases)	42	3	36	81	68
			Charges	589	151	782	1,522	3,860
			Grand Total Dispositions	455	79	658	1,192	3,009
Total Non-Trial Dispositions			455	79	651	1,185	3,001	
Total Trial Dispositions	0	0	7	7	8			
Tonopah Justice Court	New Filings (cases)	44	8	95	147	2,052		
	Reopened (cases)	2	0	1	3	3		
	Charges	68	12	119	199	2,277		
	Grand Total Dispositions	58	4	105	167	2,018		
	Total Non-Trial Dispositions	58	4	105	167	2,017		
Total Trial Dispositions	0	0	0	0	1			
6th Judicial District	Humboldt County	Union Justice Court	New Filings (cases)	125	12	329	466	5,163
			Reopened (cases)	6	0	1	7	7
			Charges	182	21	389	592	5,839
			Grand Total Dispositions	128	11	359	498	5,039
			Total Non-Trial Dispositions	128	11	357	496	5,036
Total Trial Dispositions	0	0	2	2	3			

Source: Uniform System for Judicial Records, Nevada AOC, Research and Statistics Unit.

Table B5-1. Criminal Caseload Processed by Justice Courts in Nevada, Fiscal Year 2021.

Justice Court, Criminal Caseload, Aggregate (3 of 4)				Felony, Total	Gross Misdemeanor, Total	Misdemeanor (Non-Traffic), Total	Criminal Case Totals	Traffic and Parking Totals
7th Judicial District	Eureka County	Eureka Justice Court	New Filings (cases)	13	6	33	52	485
			Reopened (cases)	0	0	0	0	0
			Charges	21	9	87	117	538
			Grand Total Dispositions	11	4	34	49	475
			Total Non-Trial Dispositions	11	4	34	49	469
		Total Trial Dispositions	0	0	0	0	6	
	Lincoln County	Meadow Valley Justice Court	New Filings (cases)	39	2	83	124	1,101
			Reopened (cases)	1	0	1	2	1
			Charges	118	5	130	253	1,177
			Grand Total Dispositions	44	4	69	117	964
			Total Non-Trial Dispositions	44	4	69	117	964
		Total Trial Dispositions	0	0	0	0	0	
	Pahrnagat Valley Justice Court	New Filings (cases)	15	3	40	58	2,134	
		Reopened (cases)	0	0	0	0	6	
		Charges	28	8	77	113	2,310	
Grand Total Dispositions ^c		29	3	68	100 ^c	2,072		
Total Non-Trial Dispositions		29	3	67	99	2,071		
Total Trial Dispositions	0	0	1	1	1			
White Pine County	Ely Justice Court	New Filings (cases)	138	20	168	326	1,864	
		Reopened (cases)	8	0	2	10	0	
		Charges	281	66	239	586	2,052	
		Grand Total Dispositions	160	25	182	367	1,693	
		Total Non-Trial Dispositions	160	25	171	356	1,688	
	Total Trial Dispositions	0	0	11	11	5		
8th Judicial District	Boulder Justice Court	New Filings (cases)	73	14	85	172	3,053	
		Reopened (cases)	0	0	0	0	1	
		Charges	142	25	109	276	3,406	
		Grand Total Dispositions	73	12	68	153	2,965	
		Total Non-Trial Dispositions	73	12	68	153	2,961	
		Total Trial Dispositions	0	0	0	0	4	
		Bunkerville Justice Court	New Filings (cases)	2	0	11	13	936
			Reopened (cases)	0	0	0	0	2
			Charges	3	0	16	19	1,071
			Grand Total Dispositions	3	0	10	13	836
	Total Non-Trial Dispositions		3	0	10	13	836	
	Total Trial Dispositions	0	0	0	0	0		
	Goodsprings Justice Court	New Filings (cases)	59	4	348	411	7,013	
		Reopened (cases)	0	0	3	3	45	
		Charges	128	11	385	524	8,751	
		Grand Total Dispositions	44	3	287	334	9,596 ^c	
		Total Non-Trial Dispositions	44	3	287	334	9,596	
	Total Trial Dispositions	0	0	0	0	0		
	Henderson Justice Court	New Filings (cases)	1,355	178	505	2,038	3,940	
		Reopened (cases)	21	2	1	24	24	
		Charges	3,005	523	828	4,356	5,020	
		Grand Total Dispositions	1,361	190	523	2,074	4,147	
		Total Non-Trial Dispositions	1,361	190	521	2,072	4,147	
	Total Trial Dispositions	0	0	2	2	0		
	Las Vegas Justice Court	New Filings (cases)	18,436	2,664	21,894	42,994	141,365	
		Reopened (cases)	1,430	362	868	2,660	0 ^d	
		Charges	40,034	5,866	28,815	74,715	174,651	
Grand Total Dispositions		18,012	2,340	25,904	46,256	94,604		
Total Non-Trial Dispositions		18,012	2,340	25,863	46,215	94,602		
Total Trial Dispositions	0	0	41	41	2			
Laughlin Justice Court	New Filings (cases)	163	16	378	557	5,867		
	Reopened (cases)	0	0	0	0	0		
	Charges	294	46	465	805	7,238		
	Grand Total Dispositions	159	16	271	446	4,920		
	Total Non-Trial Dispositions	159	16	271	446	4,920		
Total Trial Dispositions	0	0	0	0	0			
Mesquite Justice Court	New Filings (cases)	219	14	7	240	0		
	Reopened (cases)	0	0	0	0	0		
	Charges	417	33	62	512	12		
	Grand Total Dispositions ^c	263	17	11	291 ^c	0		
	Total Non-Trial Dispositions	263	17	11	291	0		
Total Trial Dispositions	0	0	0	0	0			

^c Includes administrative case closures.

^d Reopened (cases) under-reported.

Source: Uniform System for Judicial Records, Nevada AOC, Research and Statistics Unit.

Table B5-1. Criminal Caseload Processed by Justice Courts in Nevada, Fiscal Year 2021.

Justice Court, Criminal Caseload, Aggregate (4 of 4)				Felony, Total	Gross Misdemeanor, Total	Misdemeanor (Non-Traffic), Total	Criminal Case Totals	Traffic and Parking Totals
8th Judicial District Cont.	Clark County Cont.	Moapa Justice Court	New Filings (cases)	37	1	42	80	1,718
			Reopened (cases)	0	0	0	0	4
			Charges	85	1	48	134	1,999
			Grand Total Dispositions	27	1	40	68	1,561
			Total Non-Trial Dispositions	27	1	40	68	1,560
		Total Trial Dispositions	0	0	0	0	1	
		Moapa Valley Justice Court	New Filings (cases)	17	0	71	88	1,053
			Reopened (cases)	0	0	0	0	0
			Charges	29	5	122	156	1,238
			Grand Total Dispositions	15	0	66	81	1,056
			Total Non-Trial Dispositions	15	0	56	71	1,044
		Total Trial Dispositions	0	0	10	10	12	
		North Las Vegas Justice Court	New Filings (cases)	1,806	307	330	2,443	1,031
			Reopened (cases)	6	0	0	6	3
			Charges	3,596	564	823	4,983	1,662
			Grand Total Dispositions	1,793	285	349	2,427	942
Total Non-Trial Dispositions	1,793		285	346	2,424	942		
Total Trial Dispositions	0	0	3	3	0			
Searchlight Justice Court	New Filings (cases)	14	2	50	66	3,163		
	Reopened (cases)	0	0	0	0	1		
	Charges	34	2	54	90	3,707		
	Grand Total Dispositions	22	2	34	58	3,020		
	Total Non-Trial Dispositions	22	2	31	55	2,989		
Total Trial Dispositions	0	0	3	3	31			
9th Judicial District	Douglas County	East Fork Justice Court	New Filings (cases)	244	33	750	1,027	3,146
			Reopened (cases)	16	2	141	159	41
			Charges	409	60	1,000	1,469	4,201
			Grand Total Dispositions	251	35	877	1,163	3,177
			Total Non-Trial Dispositions	251	35	853	1,139	3,167
		Total Trial Dispositions	0	0	24	24	10	
		Tahoe Justice Court	New Filings (cases)	111	22	520	653	1,743
			Reopened (cases)	5	0	15	20	1
			Charges	160	41	671	872	2,166
			Grand Total Dispositions	98	12	463	573	1,594
Total Non-Trial Dispositions	98		12	452	562	1,591		
Total Trial Dispositions	0	0	11	11	3			
10th Judicial District	Churchill County	New River Justice Court	New Filings (cases)	266	42	428	736	3,818
			Reopened (cases)	2	0	1	3	0
			Charges	509	116	532	1,157	4,734
			Grand Total Dispositions	275	41	441	757	3,328
			Total Non-Trial Dispositions	275	41	432	748	3,316
Total Trial Dispositions	0	0	9	9	12			
11th Judicial District	Lander County	Argenta Justice Court	New Filings (cases)	39	8	133	180	451
			Reopened (cases)	0	0	0	0	0
			Charges	49	25	174	248	501
			Grand Total Dispositions	43	8	119	170	619 ^c
			Total Non-Trial Dispositions	43	8	119	170	619
		Total Trial Dispositions	0	0	0	0	0	
		Austin Justice Court	New Filings (cases)	0	0	5	5	1,273
			Reopened (cases)	0	0	0	0	0
	Charges		0	0	5	5	1,339	
	Grand Total Dispositions ^c	0	0	19	19 ^c	1,095		
	Total Non-Trial Dispositions	0	0	19	19	1,094		
	Total Trial Dispositions	0	0	0	0	1		
	Mineral County	Hawthorne Justice Court	New Filings (cases)	146	13	208	367	4,299
			Reopened (cases)	7	0	1	8	6
			Charges	223	40	471	734	5,046
			Grand Total Dispositions	125	6	161	292	3,796
Total Non-Trial Dispositions			125	6	161	292	3,794	
Total Trial Dispositions	0	0	0	0	2			
Pershing County	Lake Justice Court	New Filings (cases)	53	14	157	224	507	
		Reopened (cases)	0	0	0	0	0	
		Charges	65	30	189	284	615	
		Grand Total Dispositions ^c	70	11	183	264 ^c	956 ^c	
		Total Non-Trial Dispositions	70	11	181	262	956	
Total Trial Dispositions	0	0	2	2	0			

^c Includes administrative case closures.

Source: Uniform System for Judicial Records, Nevada AOC, Research and Statistics Unit.

Table B5-2. Criminal Caseload Processed by Justice Courts in Nevada, Fiscal Year 2021.

Justice Court, Criminal Caseload, Felony (1 of 6)			Crimes Against Persons, Felony	Domestic Violence, Felony	Older/Vulnerable Persons Abuse, Felony	Child Abuse & Neglect, Felony	Protection Order Violation, Felony	Crimes Against Property, Felony	Drugs, Felony	Weapons, Felony	Public Order, Felony	Motor Vehicle - DUI, Felony	Motor Vehicle - Reckless, Felony	Motor Vehicle - Other, Felony	Other, Felony	
Totals^a	Nevada Justice Courts	New Filings (cases)	7,013	2,498	117	1,035	64	9,017	6,251	1,804	158	453	32	218	479	
		Reopened (cases)	399	258	6	68	1	648	649	71	11	21	0	14	39	
		Charges	13,271	3,720	266	1,976	72	22,030	10,819	5,070	527	536	88	508	753	
		Grand Total Dispositions	6,451	2,200	104	875	57	8,709	7,268	1,488	161	405	25	187	449	
		Total Non-Trial Dispositions	6,451	2,200	104	875	57	8,709	7,268	1,488	161	405	25	187	449	
		Total Trial Dispositions	0	0	0	0	0	0	0	0	0	0	0	0	0	
1st Judicial District	Carson City Justice Court^b	New Filings (cases)	114	10	2	35	8	184	428	12	0	10	2	6	21	
		Reopened (cases)	0	0	0	1	0	0	2	0	0	0	0	0	0	
		Charges	162	13	2	51	8	334	669	57	0	11	3	14	33	
		Grand Total Dispositions	70	6	0	16	9	117	157	6	0	6	0	2	15	
		Total Non-Trial Dispositions	70	6	0	16	9	117	157	6	0	6	0	2	15	
		Total Trial Dispositions	0	0	0	0	0	0	0	0	0	0	0	0	0	
	Storey County	Virginia City Justice Court	New Filings (cases)	2	0	0	0	0	11	13	0	0	1	0	1	0
			Reopened (cases)	0	0	0	0	0	0	0	0	0	0	0	0	0
			Charges	5	0	0	0	0	19	20	3	0	1	0	1	0
			Grand Total Dispositions	2	0	0	0	0	8	6	0	0	2	0	0	0
			Total Non-Trial Dispositions	2	0	0	0	0	8	6	0	0	2	0	0	0
			Total Trial Dispositions	0	0	0	0	0	0	0	0	0	0	0	0	0
2nd Judicial District	Washoe County	Incline Village Justice Court	New Filings (cases)	5	3	0	3	1	8	10	0	0	0	0	0	
			Reopened (cases)	0	0	0	0	0	0	0	0	0	0	0	0	
			Charges	15	3	0	4	2	17	10	0	0	0	0	0	
			Grand Total Dispositions	4	2	0	0	0	12	6	0	0	0	0	0	
			Total Non-Trial Dispositions	4	2	0	0	0	12	6	0	0	0	0	0	
			Total Trial Dispositions	0	0	0	0	0	0	0	0	0	0	0	0	
		Reno Justice Court	New Filings (cases)	620	131	4	148	8	703	565	88	12	68	0	29	70
			Reopened (cases)	83	51	0	15	1	89	54	5	2	4	0	6	7
			Charges	927	185	4	208	8	1,229	1,040	278	59	80	2	58	94
			Grand Total Dispositions	555	137	4	95	6	665	488	88	13	51	0	38	55
			Total Non-Trial Dispositions	555	137	4	95	6	665	488	88	13	51	0	38	55
			Total Trial Dispositions	0	0	0	0	0	0	0	0	0	0	0	0	0
	Sparks Justice Court	New Filings (cases)	206	61	4	69	7	398	294	40	2	35	0	30	16	
		Reopened (cases)	48	30	0	21	0	87	56	7	0	7	0	6	10	
		Charges	323	93	5	89	8	655	539	135	5	38	0	47	23	
		Grand Total Dispositions	239	74	3	86	7	438	324	47	1	35	0	31	19	
		Total Non-Trial Dispositions	239	74	3	86	7	438	324	47	1	35	0	31	19	
		Total Trial Dispositions	0	0	0	0	0	0	0	0	0	0	0	0	0	
Wadsworth Justice Court	New Filings (cases)	0	0	0	0	0	0	0	0	0	0	0	0	0		
	Reopened (cases)	0	0	0	0	0	0	0	0	0	0	0	0	0		
	Charges	0	0	0	0	0	0	0	0	0	0	0	0	0		
	Grand Total Dispositions	0	0	0	0	0	0	0	0	0	0	0	0	0		
	Total Non-Trial Dispositions	0	0	0	0	0	0	0	0	0	0	0	0	0		
	Total Trial Dispositions	0	0	0	0	0	0	0	0	0	0	0	0	0		

^a Totals reflect aggregate information from the Nevada Justice Courts. Information contained herein may reflect non-standard reporting and is noted by subsequent footnotes. Case types determined by the USJR charge hierarchy defined in the Nevada Courts Statistical Reporting Dictionary.

^b Carson City Justice Court includes Municipal Court information.

Table B5-2. Criminal Caseload Processed by Justice Courts in Nevada, Fiscal Year 2021.

Justice Court, Criminal Caseload, Felony (2 of 6)			Crimes Against Persons, Felony	Domestic Violence, Felony	Older/Vulnerable Persons Abuse, Felony	Child Abuse & Neglect, Felony	Protection Order Violation, Felony	Crimes Against Property, Felony	Drugs, Felony	Weapons, Felony	Public Order, Felony	Motor Vehicle - DUI, Felony	Motor Vehicle - Reckless, Felony	Motor Vehicle - Other, Felony	Other, Felony		
3rd Judicial District	Lyon County	Canal Justice Court	New Filings (cases)	15	1	2	1	1	45	41	2	0	4	2	8	1	
			Reopened (cases)	3	0	0	0	0	2	0	0	0	0	0	0	1	0
			Charges	25	3	2	1	1	99	61	8	0	5	2	10	1	0
		Grand Total Dispositions	30	2	1	4	3	55	45	5	0	4	1	6	0	0	
		Total Non-Trial Dispositions	30	2	1	4	3	55	45	5	0	4	1	6	0	0	
		Total Trial Dispositions	0	0	0	0	0	0	0	0	0	0	0	0	0	0	0
		Dayton Justice Court	New Filings (cases)	18	2	1	2	1	22	17	2	0	4	0	0	0	2
			Reopened (cases)	0	0	0	0	0	0	0	0	0	0	0	0	0	0
			Charges	21	2	1	2	1	34	31	10	0	4	0	1	2	0
	Grand Total Dispositions	15	1	1	1	0	23	16	4	0	1	0	0	0	0		
	Total Non-Trial Dispositions	15	1	1	1	0	23	16	4	0	1	0	0	0	0		
	Total Trial Dispositions	0	0	0	0	0	0	0	0	0	0	0	0	0	0		
	Walker River Justice Court	New Filings (cases)	20	1	0	3	2	27	21	2	0	4	1	2	0		
		Reopened (cases)	4	0	0	0	0	1	0	0	0	0	0	0	1		
		Charges	28	2	0	3	2	59	32	14	0	4	1	6	1		
Grand Total Dispositions	22	2	0	2	1	36	25	2	0	7	0	4	1				
Total Non-Trial Dispositions	22	2	0	2	1	36	25	2	0	7	0	4	1				
Total Trial Dispositions	0	0	0	0	0	0	0	0	0	0	0	0	0				
4th Judicial District	Elko County	Carlin Justice Court	New Filings (cases)	0	0	0	0	0	0	0	0	0	0	0	0		
			Reopened (cases)	0	0	0	0	0	0	0	0	0	0	0	0		
			Charges	0	0	0	0	0	0	0	0	0	0	0	0		
		Grand Total Dispositions	0	0	0	0	0	0	0	0	0	0	0	0			
		Total Non-Trial Dispositions	0	0	0	0	0	0	0	0	0	0	0	0			
		Total Trial Dispositions	0	0	0	0	0	0	0	0	0	0	0	0			
		Eastline Justice Court	New Filings (cases)	0	0	0	0	0	0	0	0	0	0	0	0		
			Reopened (cases)	0	0	0	0	0	0	0	0	0	0	0	0		
			Charges	0	0	0	0	0	0	0	0	0	0	0	0		
		Grand Total Dispositions	0	0	0	0	0	0	0	0	0	0	0	0			
		Total Non-Trial Dispositions	0	0	0	0	0	0	0	0	0	0	0	0			
		Total Trial Dispositions	0	0	0	0	0	0	0	0	0	0	0	0			
		Elko Justice Court	New Filings (cases)	108	0	1	18	3	148	227	13	9	1	17	1	13	
			Reopened (cases)	7	0	0	2	0	15	8	0	0	0	0	0	3	
			Charges	195	6	1	50	4	298	357	44	18	2	20	4	42	
Grand Total Dispositions	117	0	0	21	1	166	219	11	7	1	15	1	13				
Total Non-Trial Dispositions	117	0	0	21	1	166	219	11	7	1	15	1	13				
Total Trial Dispositions	0	0	0	0	0	0	0	0	0	0	0	0	0				
Wells Justice Court	New Filings (cases)	0	0	0	0	0	0	0	0	0	0	0	0				
	Reopened (cases)	0	0	0	0	0	0	0	0	0	0	0	0				
	Charges	0	0	0	0	0	0	0	0	0	0	0	0				
Grand Total Dispositions	0	0	0	0	0	0	0	0	0	0	0	0					
Total Non-Trial Dispositions	0	0	0	0	0	0	0	0	0	0	0	0					
Total Trial Dispositions	0	0	0	0	0	0	0	0	0	0	0	0					

Source: Uniform System for Judicial Records, Nevada AOC, Research and Statistics Unit.

Table B5-2. Criminal Caseload Processed by Justice Courts in Nevada, Fiscal Year 2021.

Justice Court, Criminal Caseload, Felony (3 of 6)			Crimes Against Persons, Felony	Domestic Violence, Felony	Older/Vulnerable Persons Abuse, Felony	Child Abuse & Neglect, Felony	Protection Order Violation, Felony	Crimes Against Property, Felony	Drugs, Felony	Weapons, Felony	Public Order, Felony	Motor Vehicle - DUI, Felony	Motor Vehicle - Reckless, Felony	Motor Vehicle - Other, Felony	Other, Felony		
5th Judicial District	Esmeralda County	Esmeralda Justice Court	New Filings (cases)	0	0	0	0	0	0	0	0	0	0	0	0		
			Reopened (cases)	0	0	0	0	0	0	0	0	0	0	0	0	0	
			Charges	0	0	0	0	0	0	0	0	0	0	0	0	0	0
			Grand Total Dispositions	0	0	0	0	0	0	0	0	0	0	0	0	0	0
		Total Non-Trial Dispositions	0	0	0	0	0	0	0	0	0	0	0	0	0	0	
		Total Trial Dispositions	0	0	0	0	0	0	0	0	0	0	0	0	0	0	
	Nye County	Beatty Justice Court	Beatty Justice Court	New Filings (cases)	8	0	0	0	0	3	5	0	1	1	1	1	1
				Reopened (cases)	0	0	0	0	0	0	0	0	0	0	0	0	0
				Charges	16	1	0	0	0	23	6	1	1	3	5	1	1
				Grand Total Dispositions	6	0	0	0	0	2	10	2	0	1	0	0	2
			Total Non-Trial Dispositions	6	0	0	0	0	2	10	2	0	1	0	0	2	
			Total Trial Dispositions	0	0	0	0	0	0	0	0	0	0	0	0	0	
		Pahrump Justice Court	Pahrump Justice Court	New Filings (cases)	79	11	6	9	2	118	82	9	0	4	0	0	50
				Reopened (cases)	8	1	0	2	0	14	13	1	0	2	0	0	1
				Charges	136	12	9	13	3	199	118	19	0	4	0	0	76
				Grand Total Dispositions	93	14	5	12	4	160	101	8	0	7	0	0	51
		Total Non-Trial Dispositions	93	14	5	12	4	160	101	8	0	7	0	0	51		
		Total Trial Dispositions	0	0	0	0	0	0	0	0	0	0	0	0	0		
Tonopah Justice Court	Tonopah Justice Court	New Filings (cases)	12	2	0	0	1	9	9	0	0	1	0	2	8		
		Reopened (cases)	1	0	0	0	0	0	0	0	0	1	0	0	0		
		Charges	20	2	0	2	1	13	18	0	0	1	0	3	8		
		Grand Total Dispositions	12	1	2	0	1	16	16	1	0	0	0	2	7		
	Total Non-Trial Dispositions	12	1	2	0	1	16	16	1	0	0	0	2	7			
	Total Trial Dispositions	0	0	0	0	0	0	0	0	0	0	0	0	0			
6th Judicial District	Humboldt County	Union Justice Court	New Filings (cases)	22	1	1	0	4	34	47	2	1	3	0	5		
			Reopened (cases)	3	0	0	0	0	1	2	0	0	0	0	0		
			Charges	32	1	1	0	4	50	69	7	1	5	0	7		
			Grand Total Dispositions	21	2	0	1	1	30	58	4	1	4	0	1		
	Total Non-Trial Dispositions	21	2	0	1	1	30	58	4	1	4	0	1				
	Total Trial Dispositions	0	0	0	0	0	0	0	0	0	0	0	0				
7th Judicial District	Eureka County	Eureka Justice Court	New Filings (cases)	5	0	0	1	0	1	4	0	0	0	0	2		
			Reopened (cases)	0	0	0	0	0	0	0	0	0	0	0	0		
			Charges	8	1	0	2	0	3	4	0	0	0	0	3		
			Grand Total Dispositions	5	0	1	0	1	4	4	0	0	0	0	0		
	Total Non-Trial Dispositions	5	0	0	1	0	1	4	0	0	0	0	0				
	Total Trial Dispositions	0	0	0	0	0	0	0	0	0	0	0	0				

Source: Uniform System for Judicial Records, Nevada AOC, Research and Statistics Unit.

Table B5-2. Criminal Caseload Processed by Justice Courts in Nevada, Fiscal Year 2021.

Justice Court, Criminal Caseload, Felony (4 of 6)			Crimes Against Persons, Felony	Domestic Violence, Felony	Older/Vulnerable Persons Abuse, Felony	Child Abuse & Neglect, Felony	Protection Order Violation, Felony	Crimes Against Property, Felony	Drugs, Felony	Weapons, Felony	Public Order, Felony	Motor Vehicle - DUI, Felony	Motor Vehicle - Reckless, Felony	Motor Vehicle - Other, Felony	Other, Felony		
7th Judicial District Cont.	Lincoln County	Meadow Valley Justice Court	New Filings (cases)	14	0	0	0	2	11	8	2	0	0	0	2		
			Reopened (cases)	0	0	0	0	0	0	0	1	0	0	0	0	0	
			Charges	59	1	0	13	2	20	17	2	0	0	0	0	0	4
			Grand Total Dispositions	16	0	0	1	2	11	10	2	0	0	0	0	0	2
			Total Non-Trial Dispositions	16	0	0	1	2	11	10	2	0	0	0	0	0	2
			Total Trial Dispositions	0	0	0	0	0	0	0	0	0	0	0	0	0	0
			Pahrnagat Valley Justice Court	New Filings (cases)	3	0	0	0	0	1	6	1	0	0	0	1	3
			Reopened (cases)	0	0	0	0	0	0	0	0	0	0	0	0	0	0
		Charges	3	0	0	1	0	2	16	1	0	0	0	0	1	4	
		Grand Total Dispositions^c	2	0	0	0	0	2	21	3	0	0	0	0	0	1	
		Total Non-Trial Dispositions	2	0	0	0	0	2	21	3	0	0	0	0	0	1	
		Total Trial Dispositions	0	0	0	0	0	0	0	0	0	0	0	0	0	0	
		White Pine County	Ely Justice Court	New Filings (cases)	41	5	1	1	0	24	47	6	0	3	0	10	
			Reopened (cases)	5	0	0	0	0	1	2	0	0	0	0	0	0	
		Charges	79	12	1	2	0	68	81	11	0	3	0	0	24		
		Grand Total Dispositions	48	6	2	2	0	27	52	3	0	4	0	0	16		
		Total Non-Trial Dispositions	48	6	2	2	0	27	52	3	0	4	0	0	16		
		Total Trial Dispositions	0	0	0	0	0	0	0	0	0	0	0	0	0		
8th Judicial District	Clark County	Boulder Justice Court	New Filings (cases)	14	4	1	9	1	28	13	2	0	1	0	0		
			Reopened (cases)	0	0	0	0	0	0	0	0	0	0	0	0	0	
			Charges	21	7	1	11	1	50	39	5	0	1	2	4	0	
			Grand Total Dispositions	13	5	1	4	1	30	18	0	0	0	0	0	1	
			Total Non-Trial Dispositions	13	5	1	4	1	30	18	0	0	0	0	0	1	
			Total Trial Dispositions	0	0	0	0	0	0	0	0	0	0	0	0	0	
			Bunkerville Justice Court	New Filings (cases)	0	0	0	0	0	2	0	0	0	0	0	0	
			Reopened (cases)	0	0	0	0	0	0	0	0	0	0	0	0	0	
			Charges	0	0	0	0	0	2	1	0	0	0	0	0	0	
			Grand Total Dispositions	1	0	0	0	0	2	0	0	0	0	0	0	0	
			Total Non-Trial Dispositions	1	0	0	0	0	2	0	0	0	0	0	0	0	
			Total Trial Dispositions	0	0	0	0	0	0	0	0	0	0	0	0	0	
		Goodsprings Justice Court	New Filings (cases)	4	1	0	3	1	16	18	14	0	0	0	2	0	
		Reopened (cases)	0	0	0	0	0	0	0	0	0	0	0	0	0		
		Charges	4	2	0	8	1	43	32	34	0	0	0	4	0		
		Grand Total Dispositions	4	1	0	0	0	12	14	12	0	0	0	1	0		
		Total Non-Trial Dispositions	4	1	0	0	0	12	14	12	0	0	0	1	0		
		Total Trial Dispositions	0	0	0	0	0	0	0	0	0	0	0	0	0		
	Henderson Justice Court	New Filings (cases)	289	149	13	68	1	508	238	51	4	16	0	11	7		
	Reopened (cases)	13	1	0	0	0	6	1	0	0	0	0	0	0			
	Charges	513	207	14	104	1	1,500	449	161	9	18	1	18	10			
	Grand Total Dispositions	299	113	10	64	2	524	267	52	3	16	0	7	4			
	Total Non-Trial Dispositions	299	113	10	64	2	524	267	52	3	16	0	7	4			
	Total Trial Dispositions	0	0	0	0	0	0	0	0	0	0	0	0	0			

^c Includes administrative case closures.

Source: Uniform System for Judicial Records, Nevada AOC, Research and Statistics Unit.

Table B5-2. Criminal Caseload Processed by Justice Courts in Nevada, Fiscal Year 2021.

Justice Court, Criminal Caseload, Felony (5 of 6)			Crimes Against Persons, Felony	Domestic Violence, Felony	Older/Vulnerable Persons Abuse, Felony	Child Abuse & Neglect, Felony	Protection Order Violation, Felony	Crimes Against Property, Felony	Drugs, Felony	Weapons, Felony	Public Order, Felony	Motor Vehicle - DUI, Felony	Motor Vehicle - Reckless, Felony	Motor Vehicle - Other, Felony	Other, Felony		
8th Judicial District Cont.	Clark County Cont.	Las Vegas Justice Court	New Filings (cases)	4,660	1,884	67	540	16	5,946	3,242	1,402	121	252	8	91	207	
		Reopened (cases)	214	175	6	27	0	426	494	56	9	5	0	1	17		
		Charges	9,267	2,827	209	1,178	17	15,717	5,700	3,768	411	294	40	264	342		
		Grand Total Dispositions	4,195	1,636	47	455	11	5,631	4,316	1,092	127	226	9	70	197		
		Total Non-Trial Dispositions	4,195	1,636	47	455	11	5,631	4,316	1,092	127	226	9	70	197		
		Total Trial Dispositions	0	0	0	0	0	0	0	0	0	0	0	0	0		
		Laughlin Justice Court	New Filings (cases)	44	11	1	8	0	60	29	8	1	0	0	0	0	1
		Reopened (cases)	0	0	0	0	0	0	0	0	0	0	0	0	0	0	
		Charges	81	17	1	12	0	112	52	15	1	1	0	1	1		
		Grand Total Dispositions	28	7	2	4	0	59	46	9	1	2	0	1	0		
		Total Non-Trial Dispositions	28	7	2	4	0	59	46	9	1	2	0	1	0		
		Total Trial Dispositions	0	0	0	0	0	0	0	0	0	0	0	0	0		
		Mesquite Justice Court	New Filings (cases)	20	14	0	7	1	80	91	3	0	1	0	0	2	
		Reopened (cases)	0	0	0	0	0	0	0	0	0	0	0	0	0		
		Charges	29	16	0	12	1	178	164	11	0	1	0	2	3		
		Grand Total Dispositions^c	11	17	0	8	3	66	145	6	2	1	0	0	4		
		Total Non-Trial Dispositions	11	17	0	8	3	66	145	6	2	1	0	0	4		
		Total Trial Dispositions	0	0	0	0	0	0	0	0	0	0	0	0	0		
		Moapa Justice Court	New Filings (cases)	6	0	0	1	0	8	18	0	0	1	0	2	1	
		Reopened (cases)	0	0	0	0	0	0	0	0	0	0	0	0	0		
		Charges	28	0	0	1	0	8	42	0	0	1	0	4	1		
		Grand Total Dispositions	1	0	1	2	0	7	12	0	0	3	0	1	0		
		Total Non-Trial Dispositions	1	0	1	2	0	7	12	0	0	3	0	1	0		
		Total Trial Dispositions	0	0	0	0	0	0	0	0	0	0	0	0	0		
		Moapa Valley Justice Court	New Filings (cases)	3	5	0	1	1	3	2	0	0	0	0	2	0	
		Reopened (cases)	0	0	0	0	0	0	0	0	0	0	0	0	0		
		Charges	7	6	0	1	4	3	3	1	0	0	0	4	0		
		Grand Total Dispositions	4	5	0	2	0	2	0	0	0	0	0	2	0		
Total Non-Trial Dispositions	4	5	0	2	0	2	0	0	0	0	0	2	0				
Total Trial Dispositions	0	0	0	0	0	0	0	0	0	0	0	0	0				
North Las Vegas Justice Court	New Filings (cases)	547	180	9	84	1	414	377	121	7	19	0	8	39			
Reopened (cases)	3	0	0	0	0	2	0	1	0	0	0	0	0				
Charges	1,047	275	9	165	1	940	623	398	19	32	8	31	48				
Grand Total Dispositions	494	151	16	76	1	399	485	108	5	11	0	13	34				
Total Non-Trial Dispositions	494	151	16	76	1	399	485	108	5	11	0	13	34				
Total Trial Dispositions	0	0	0	0	0	0	0	0	0	0	0	0	0				
Searchlight Justice Court	New Filings (cases)	3	1	0	1	0	8	0	0	0	0	0	1	0			
Reopened (cases)	0	0	0	0	0	0	0	0	0	0	0	0	0				
Charges	4	1	1	1	0	24	0	2	0	0	0	1	0				
Grand Total Dispositions	4	1	0	1	0	13	0	0	0	0	0	1	2				
Total Non-Trial Dispositions	4	1	0	1	0	13	0	0	0	0	0	1	2				
Total Trial Dispositions	0	0	0	0	0	0	0	0	0	0	0	0	0				

^c Includes administrative case closures.

Source: Uniform System for Judicial Records, Nevada AOC, Research and Statistics Unit.

Table B5-2. Criminal Caseload Processed by Justice Courts in Nevada, Fiscal Year 2021.

Justice Court, Criminal Caseload, Felony (6 of 6)				Crimes Against Persons, Felony	Domestic Violence, Felony	Older/Vulnerable Persons Abuse, Felony	Child Abuse & Neglect, Felony	Protection Order Violation, Felony	Crimes Against Property, Felony	Drugs, Felony	Weapons, Felony	Public Order, Felony	Motor Vehicle - DUI, Felony	Motor Vehicle - Reckless, Felony	Motor Vehicle - Other, Felony	Other, Felony	
9th Judicial District	Douglas County	East Fork Justice Court	New Filings (cases)	27	2	0	2	1	53	131	10	0	9	0	7	2	
			Reopened (cases)	5	0	0	0	0	3	7	0	0	1	0	0	0	0
			Charges	48	2	0	4	1	86	225	21	0	10	0	8	4	
			Grand Total Dispositions	35	4	3	5	3	57	124	6	0	8	0	4	2	
		Total Non-Trial Dispositions	35	4	3	5	3	57	124	6	0	8	0	4	2		
		Total Trial Dispositions	0	0	0	0	0	0	0	0	0	0	0	0	0		
		Tahoe Justice Court	New Filings (cases)	11	5	0	2	0	33	51	4	0	3	0	2	0	
			Reopened (cases)	0	0	0	0	0	1	3	0	0	1	0	0	0	
			Charges	16	5	0	3	0	41	75	8	3	4	1	3	1	
			Grand Total Dispositions	9	1	0	0	0	29	52	5	0	2	0	0	0	
Total Non-Trial Dispositions	9		1	0	0	0	29	52	5	0	2	0	0	0			
Total Trial Dispositions	0		0	0	0	0	0	0	0	0	0	0	0	0			
10th Judicial District	Churchill County	New River Justice Court	New Filings (cases)	56	7	2	7	0	66	99	4	0	9	0	5	11	
			Reopened (cases)	2	0	0	0	0	0	0	0	0	0	0	0	0	
			Charges	106	10	3	19	0	147	155	33	0	10	1	9	16	
			Grand Total Dispositions	64	6	2	7	0	73	90	7	1	9	0	2	14	
		Total Non-Trial Dispositions	64	6	2	7	0	73	90	7	1	9	0	2	14		
		Total Trial Dispositions	0	0	0	0	0	0	0	0	0	0	0	0	0		
11th Judicial District	Lander County	Argenta Justice Court	New Filings (cases)	8	1	0	0	1	11	16	0	0	1	0	0	1	
			Reopened (cases)	0	0	0	0	0	0	0	0	0	0	0	0	0	
			Charges	9	1	0	0	1	13	20	2	0	1	0	1	1	
			Grand Total Dispositions	7	1	0	0	1	11	21	1	0	1	0	0	0	
		Total Non-Trial Dispositions	7	1	0	0	1	11	21	1	0	1	0	0	0		
		Total Trial Dispositions	0	0	0	0	0	0	0	0	0	0	0	0	0		
	Austin Justice Court	New Filings (cases)	0	0	0	0	0	0	0	0	0	0	0	0	0	0	
		Reopened (cases)	0	0	0	0	0	0	0	0	0	0	0	0	0		
		Charges	0	0	0	0	0	0	0	0	0	0	0	0	0		
		Grand Total Dispositions ^c	0	0	0	0	0	0	0	0	0	0	0	0	0		
		Total Non-Trial Dispositions	0	0	0	0	0	0	0	0	0	0	0	0	0		
		Total Trial Dispositions	0	0	0	0	0	0	0	0	0	0	0	0	0		
	Mineral County	Hawthorne Justice Court	New Filings (cases)	17	3	0	8	0	20	85	6	0	2	1	0	4	
			Reopened (cases)	0	0	0	0	0	0	7	0	0	0	0	0	0	
			Charges	21	3	0	12	0	26	133	19	0	2	2	0	5	
			Grand Total Dispositions	12	2	2	3	0	14	84	4	0	1	0	0	3	
		Total Non-Trial Dispositions	12	2	2	3	0	14	84	4	0	1	0	0	3		
		Total Trial Dispositions	0	0	0	0	0	0	0	0	0	0	0	0	0		
Pershing County	Lake Justice Court	New Filings (cases)	12	3	2	4	0	14	17	0	0	0	0	1	0		
		Reopened (cases)	0	0	0	0	0	0	0	0	0	0	0	0	0		
		Charges	16	4	2	4	0	18	18	2	0	0	0	1	0		
		Grand Total Dispositions ^c	13	3	2	2	0	11	36	0	0	2	0	0	1		
	Total Non-Trial Dispositions	13	3	2	2	0	11	36	0	0	2	0	0	1			
	Total Trial Dispositions	0	0	0	0	0	0	0	0	0	0	0	0	0			

^c Includes administrative case closures.

Source: Uniform System for Judicial Records, Nevada AOC, Research and Statistics Unit.

Table B5-2. Criminal Caseload Processed by Justice Courts in Nevada, Fiscal Year 2021.

Justice Court, Criminal Caseload, Gross Misdemeanor (1 of 6)			Crimes Against Persons, Gross Misdemeanor	Domestic Violence, Gross Misdemeanor	Older/Vulnerable Persons Abuse, Gross Misdemeanor	Child Abuse & Neglect, Gross Misdemeanor	Protection Order Violation, Gross Misdemeanor	Crimes Against Property, Gross Misdemeanor	Drugs, Gross Misdemeanor	Weapons, Gross Misdemeanor	Public Order, Gross Misdemeanor	Motor Vehicle - Other, Gross Misdemeanor	Other, Gross Misdemeanor
Totals^a	Nevada Justice Courts	New Filings (cases)	1,363	241	7	125	75	1,697	65	306	40	24	258
		Reopened (cases)	113	33	1	5	7	295	6	22	4	1	30
		Charges	2,388	531	24	239	106	3,747	256	1,113	56	26	735
		Grand Total Dispositions	1,202	178	11	112	70	1,634	66	283	29	9	259
		Total Non-Trial Dispositions	1,202	178	11	112	70	1,634	66	283	29	9	259
		Total Trial Dispositions	0	0	0	0	0	0	0	0	0	0	0
1st Judicial District	Carson City Justice Court^b	New Filings (cases)	33	0	3	14	5	32	13	8	0	1	6
		Reopened (cases)	0	0	0	0	0	0	0	0	0	0	0
		Charges	56	0	5	35	7	89	46	20	0	1	19
		Grand Total Dispositions	27	0	2	7	6	20	9	9	0	0	1
		Total Trial Dispositions	0	0	0	0	0	0	0	0	0	0	0
	Storey County Justice Court	New Filings (cases)	4	0	0	2	0	5	1	1	0	0	3
		Reopened (cases)	0	0	0	0	0	0	0	0	0	0	0
		Charges	5	0	0	2	0	7	1	2	0	0	6
		Grand Total Dispositions	1	0	0	0	0	0	0	2	0	0	0
		Total Trial Dispositions	0	0	0	0	0	0	0	0	0	0	0
2nd Judicial District	Incline Village Justice Court	New Filings (cases)	0	1	0	1	0	2	0	0	0	0	1
		Reopened (cases)	0	0	0	0	0	0	0	0	0	0	0
		Charges	0	1	0	1	0	4	0	0	0	0	1
		Grand Total Dispositions	0	1	0	1	0	1	0	0	0	0	1
		Total Non-Trial Dispositions	0	1	0	1	0	1	0	0	0	0	1
		Total Trial Dispositions	0	0	0	0	0	0	0	0	0	0	0
	Reno Justice Court	New Filings (cases)	105	12	1	16	11	139	1	17	1	2	16
		Reopened (cases)	21	5	0	1	1	48	0	2	2	0	2
		Charges	181	21	1	27	15	247	14	43	1	2	31
		Grand Total Dispositions	122	8	0	15	12	130	0	14	3	1	17
		Total Non-Trial Dispositions	122	8	0	15	12	130	0	14	3	1	17
		Total Trial Dispositions	0	0	0	0	0	0	0	0	0	0	0
	Sparks Justice Court	New Filings (cases)	55	10	0	8	3	66	2	8	4	0	14
		Reopened (cases)	15	3	1	1	4	28	0	3	0	0	3
		Charges	81	14	0	11	7	144	11	25	7	0	20
		Grand Total Dispositions	56	10	1	5	7	82	0	8	4	0	19
		Total Non-Trial Dispositions	56	10	1	5	7	82	0	8	4	0	19
		Total Trial Dispositions	0	0	0	0	0	0	0	0	0	0	0
Wadsworth Justice Court	New Filings (cases)	0	0	0	0	0	0	0	0	0	0	0	
	Reopened (cases)	0	0	0	0	0	0	0	0	0	0	0	
	Charges	0	0	0	0	0	0	0	0	0	0	0	
	Grand Total Dispositions	0	0	0	0	0	0	0	0	0	0	0	
	Total Non-Trial Dispositions	0	0	0	0	0	0	0	0	0	0	0	
	Total Trial Dispositions	0	0	0	0	0	0	0	0	0	0	0	

^a Totals reflect aggregate information from the Nevada Justice Courts. Information contained herein may reflect non-standard reporting and is noted by subsequent footnotes. Case types determined by the USJR charge hierarchy defined in the Nevada Courts Statistical Reporting Dictionary.

^b Carson City Justice Court includes Municipal Court information.

Table B5-2. Criminal Caseload Processed by Justice Courts in Nevada, Fiscal Year 2021.

		Crimes Against Persons, Gross Misdemeanor	Domestic Violence, Gross Misdemeanor	Elder/Vulnerable Persons Abuse, Gross Misdemeanor	Child Abuse & Neglect, Gross Misdemeanor	Protection Order Violation, Gross Misdemeanor	Crimes Against Property, Gross Misdemeanor	Drugs, Gross Misdemeanor	Weapons, Gross Misdemeanor	Public Order, Gross Misdemeanor	Motor Vehicle - Other, Gross Misdemeanor	Other, Gross Misdemeanor		
Justice Court, Criminal Caseload, Gross Misdemeanor (2 of 6)														
3rd Judicial District	Lyon County	Canal Justice Court	New Filings (cases)	6	0	0	3	4	9	0	3	0	0	
		Reopened (cases)	1	0	0	0	0	0	0	0	0	0	0	
		Charges	12	0	0	6	5	18	1	4	0	0	0	
		Grand Total Dispositions	9	0	0	8	4	11	0	2	0	0	0	
		Total Non-Trial Dispositions	9	0	0	8	4	11	0	2	0	0	0	
		Total Trial Dispositions	0	0	0	0	0	0	0	0	0	0	0	
		Dayton Justice Court	New Filings (cases)	6	1	0	4	8	2	2	1	0	0	1
		Reopened (cases)	0	0	0	0	0	0	0	0	0	0	0	0
		Charges	6	1	0	8	8	11	7	2	0	0	0	1
	Grand Total Dispositions	7	1	1	3	2	4	1	2	0	0	0	2	
	Total Non-Trial Dispositions	7	1	1	3	2	4	1	2	0	0	0	2	
	Total Trial Dispositions	0	0	0	0	0	0	0	0	0	0	0	0	
	Walker River Justice Court	New Filings (cases)	5	0	0	0	2	3	0	3	0	0	2	
	Reopened (cases)	0	0	0	0	0	0	0	0	0	0	0	0	
	Charges	8	0	0	1	2	5	4	8	0	0	0	2	
Grand Total Dispositions	5	0	0	1	2	7	0	3	0	0	0	4		
Total Non-Trial Dispositions	5	0	0	1	2	7	0	3	0	0	0	4		
Total Trial Dispositions	0	0	0	0	0	0	0	0	0	0	0	0		
4th Judicial District	Elko County	Carlin Justice Court	New Filings (cases)	0	0	0	0	0	0	0	0	0	0	
		Reopened (cases)	0	0	0	0	0	0	0	0	0	0	0	
		Charges	0	0	0	0	0	0	0	0	0	0	0	
		Grand Total Dispositions	0	0	0	0	0	0	0	0	0	0	0	
		Total Non-Trial Dispositions	0	0	0	0	0	0	0	0	0	0	0	
		Total Trial Dispositions	0	0	0	0	0	0	0	0	0	0	0	
		Eastline Justice Court	New Filings (cases)	0	0	0	0	0	0	0	0	0	0	0
		Reopened (cases)	0	0	0	0	0	0	0	0	0	0	0	
		Charges	0	0	0	0	0	0	0	0	0	0	0	
		Grand Total Dispositions	0	0	0	0	0	0	0	0	0	0	0	
		Total Non-Trial Dispositions	0	0	0	0	0	0	0	0	0	0	0	
		Total Trial Dispositions	0	0	0	0	0	0	0	0	0	0	0	
	Elko Justice Court	New Filings (cases)	31	0	0	7	3	8	0	3	0	1	5	
	Reopened (cases)	2	0	0	1	1	2	0	0	0	0	1		
	Charges	77	0	0	19	7	37	29	20	0	1	28		
Grand Total Dispositions	31	0	0	2	4	9	2	3	0	1	5			
Total Non-Trial Dispositions	31	0	0	2	4	9	2	3	0	1	5			
Total Trial Dispositions	0	0	0	0	0	0	0	0	0	0	0			
Wells Justice Court	New Filings (cases)	0	0	0	0	0	1	0	0	0	0	0		
Reopened (cases)	0	0	0	0	0	0	0	0	0	0	0			
Charges	0	0	0	0	0	1	0	0	0	0	0			
Grand Total Dispositions	0	0	0	0	0	1	0	0	0	0	0			
Total Non-Trial Dispositions	0	0	0	0	0	1	0	0	0	0	0			
Total Trial Dispositions	0	0	0	0	0	0	0	0	0	0	0			

Source: Uniform System for Judicial Records, Nevada AOC, Research and Statistics Unit.

Table B5-2. Criminal Caseload Processed by Justice Courts in Nevada, Fiscal Year 2021.

		Justice Court, Criminal Caseload, Gross Misdemeanor (3 of 6)		Crimes Against Persons, Gross Misdemeanor	Domestic Violence, Gross Misdemeanor	Older/Vulnerable Persons Abuse, Gross Misdemeanor	Child Abuse & Neglect, Gross Misdemeanor	Protection Order Violation, Gross Misdemeanor	Crimes Against Property, Gross Misdemeanor	Drugs, Gross Misdemeanor	Weapons, Gross Misdemeanor	Public Order, Gross Misdemeanor	Motor Vehicle - Other, Gross Misdemeanor	Other, Gross Misdemeanor		
5th Judicial District	Esmeralda County	Esmeralda Justice Court	New Filings (cases)	0	0	0	0	0	0	0	0	0	0	0		
			Reopened (cases)	0	0	0	0	0	0	0	0	0	0	0	0	
			Charges	0	0	0	0	0	0	0	0	0	0	0	0	0
			Grand Total Dispositions	0	0	0	0	0	0	0	0	0	0	0	0	0
			Total Non-Trial Dispositions	0	0	0	0	0	0	0	0	0	0	0	0	0
		Total Trial Dispositions	0	0	0	0	0	0	0	0	0	0	0	0	0	
		Beatty Justice Court	New Filings (cases)	0	0	0	0	0	0	0	0	0	0	5	0	
			Reopened (cases)	0	0	0	0	0	0	0	0	0	0	0	0	
			Charges	3	0	0	0	0	0	3	0	0	0	5	0	
			Grand Total Dispositions	1	0	0	0	0	0	2	0	1	0	1	0	
			Total Non-Trial Dispositions	1	0	0	0	0	0	2	0	1	0	1	0	
		Total Trial Dispositions	0	0	0	0	0	0	0	0	0	0	0	0	0	
		Pahrump Justice Court	New Filings (cases)	21	0	0	5	0	11	3	5	0	0	0	17	
			Reopened (cases)	0	0	0	0	0	2	0	0	0	0	0	1	
			Charges	43	0	5	6	0	45	9	9	0	0	0	34	
			Grand Total Dispositions	18	0	2	12	0	23	0	5	0	0	0	19	
	Total Non-Trial Dispositions		18	0	2	12	0	23	0	5	0	0	0	19		
	Total Trial Dispositions	0	0	0	0	0	0	0	0	0	0	0	0			
	Tonopah Justice Court	New Filings (cases)	0	0	0	1	0	1	0	0	0	0	5	1		
		Reopened (cases)	0	0	0	0	0	0	0	0	0	0	0	0		
		Charges	2	0	0	2	1	1	0	0	0	0	5	1		
		Grand Total Dispositions	1	0	0	1	1	0	0	0	0	0	0	1		
		Total Non-Trial Dispositions	1	0	0	1	1	0	0	0	0	0	0	1		
	Total Trial Dispositions	0	0	0	0	0	0	0	0	0	0	0	0			
6th Judicial District	Humboldt County	Union Justice Court	New Filings (cases)	3	0	0	0	2	5	0	2	0	0	0		
			Reopened (cases)	0	0	0	0	0	0	0	0	0	0	0	0	
			Charges	6	0	0	0	2	8	0	4	1	0	0	0	
			Grand Total Dispositions	5	0	0	1	0	3	0	2	0	0	0	0	
			Total Non-Trial Dispositions	5	0	0	1	0	3	0	2	0	0	0	0	
	Total Trial Dispositions	0	0	0	0	0	0	0	0	0	0	0	0			
7th Judicial District	Eureka County	Eureka Justice Court	New Filings (cases)	4	0	0	0	0	0	2	0	0	0	0		
			Reopened (cases)	0	0	0	0	0	0	0	0	0	0	0	0	
			Charges	6	0	0	0	0	1	2	0	0	0	0	0	
			Grand Total Dispositions	4	0	0	0	0	0	0	0	0	0	0	0	
			Total Non-Trial Dispositions	4	0	0	0	0	0	0	0	0	0	0	0	
	Total Trial Dispositions	0	0	0	0	0	0	0	0	0	0	0	0			

Source: Uniform System for Judicial Records, Nevada AOC, Research and Statistics Unit.

Table B5-2. Criminal Caseload Processed by Justice Courts in Nevada, Fiscal Year 2021.

		Justice Court, Criminal Caseload, Gross Misdemeanor (4 of 6)		Crimes Against Persons, Gross Misdemeanor	Domestic Violence, Gross Misdemeanor	Older/Vulnerable Persons Abuse, Gross Misdemeanor	Child Abuse & Neglect, Gross Misdemeanor	Protection Order Violation, Gross Misdemeanor	Crimes Against Property, Gross Misdemeanor	Drugs, Gross Misdemeanor	Weapons, Gross Misdemeanor	Public Order, Gross Misdemeanor	Motor Vehicle - Other, Gross Misdemeanor	Other, Gross Misdemeanor		
7th Judicial District Cont.	Lincoln County	Meadow Valley Justice Court	New Filings (cases)	0	0	0	0	0	1	0	0	0	0	1		
			Reopened (cases)	0	0	0	0	0	0	0	0	0	0	0	0	
			Charges	0	0	0	1	0	1	0	0	0	0	0	0	3
			Grand Total Dispositions	1	0	0	1	0	1	0	1	0	0	0	0	1
		Total Non-Trial Dispositions	1	0	0	1	0	1	0	1	0	0	0	0	1	
		Total Trial Dispositions	0	0	0	0	0	0	0	0	0	0	0	0	0	
		Pahrnagat Valley Justice Court	New Filings (cases)	1	0	0	1	0	0	0	0	0	1	0	0	0
			Reopened (cases)	0	0	0	0	0	0	0	0	0	0	0	0	0
	Charges		2	0	0	1	0	0	0	0	0	1	0	0	4	
	Grand Total Dispositions ^c		0	0	0	1	0	1	0	1	0	1	0	0	0	
	Total Non-Trial Dispositions	0	0	0	1	0	1	0	1	0	1	0	0	0		
	Total Trial Dispositions	0	0	0	0	0	0	0	0	0	0	0	0	0		
	White Pine County	Ely Justice Court	New Filings (cases)	7	0	2	4	0	3	0	0	1	0	1	2	
			Reopened (cases)	0	0	0	0	0	0	0	0	0	0	0	0	0
			Charges	12	0	5	8	0	19	6	9	0	1	1	6	
Grand Total Dispositions			6	0	2	3	0	8	2	2	1	1	1	0	0	
Total Non-Trial Dispositions			6	0	2	3	0	8	2	2	1	1	1	0	0	
Total Trial Dispositions			0	0	0	0	0	0	0	0	0	0	0	0	0	
8th Judicial District	Clark County	Boulder Justice Court	New Filings (cases)	4	0	0	1	2	6	0	1	0	0	0		
			Reopened (cases)	0	0	0	0	0	0	0	0	0	0	0	0	
			Charges	9	0	0	4	2	9	0	1	0	0	0	0	
			Grand Total Dispositions	4	0	0	1	1	5	0	1	0	0	0	0	
			Total Non-Trial Dispositions	4	0	0	1	1	5	0	1	0	0	0	0	
			Total Trial Dispositions	0	0	0	0	0	0	0	0	0	0	0	0	
		Bunkerville Justice Court	New Filings (cases)	0	0	0	0	0	0	0	0	0	0	0	0	0
			Reopened (cases)	0	0	0	0	0	0	0	0	0	0	0	0	0
			Charges	0	0	0	0	0	0	0	0	0	0	0	0	0
			Grand Total Dispositions	0	0	0	0	0	0	0	0	0	0	0	0	0
			Total Non-Trial Dispositions	0	0	0	0	0	0	0	0	0	0	0	0	0
			Total Trial Dispositions	0	0	0	0	0	0	0	0	0	0	0	0	0
	Goodsprings Justice Court	New Filings (cases)	0	0	0	1	0	2	0	0	0	1	0	0	0	
		Reopened (cases)	0	0	0	0	0	0	0	0	0	0	0	0	0	
		Charges	0	0	0	2	0	7	0	1	1	1	0	0	0	
		Grand Total Dispositions	0	0	0	1	0	1	0	1	0	1	0	0	0	
		Total Non-Trial Dispositions	0	0	0	1	0	1	0	1	0	1	0	0	0	
		Total Trial Dispositions	0	0	0	0	0	0	0	0	0	0	0	0	0	
Henderson Justice Court	New Filings (cases)	77	10	0	0	5	68	2	6	1	0	9	0	9		
	Reopened (cases)	1	0	0	0	0	0	0	0	0	0	0	0	1		
	Charges	158	27	1	0	5	304	2	13	1	0	12	0	12		
	Grand Total Dispositions	88	8	0	0	6	68	1	5	2	0	12	0	12		
	Total Non-Trial Dispositions	88	8	0	0	6	68	1	5	2	0	12	0	12		
	Total Trial Dispositions	0	0	0	0	0	0	0	0	0	0	0	0	0		

^c Includes administrative case closures.

Source: Uniform System for Judicial Records, Nevada AOC, Research and Statistics Unit.

Table B5-2. Criminal Caseload Processed by Justice Courts in Nevada, Fiscal Year 2021.

Justice Court, Criminal Caseload, Gross Misdemeanor (5 of 6)		Crimes Against Persons, Gross Misdemeanor	Domestic Violence, Gross Misdemeanor	Older/Vulnerable Persons Abuse, Gross Misdemeanor	Child Abuse & Neglect, Gross Misdemeanor	Protection Order Violation, Gross Misdemeanor	Crimes Against Property, Gross Misdemeanor	Drugs, Gross Misdemeanor	Weapons, Gross Misdemeanor	Public Order, Gross Misdemeanor	Motor Vehicle - Other, Gross Misdemeanor	Other, Gross Misdemeanor	
8th Judicial District Cont.	Las Vegas Justice Court	New Filings (cases)	824	170	0	35	22	1,183	27	220	29	6	148
		Reopened (cases)	72	25	0	2	1	215	6	17	2	0	22
		Charges	1,408	403	1	73	36	2,445	74	877	41	8	500
		Grand Total Dispositions	664	129	2	28	18	1,125	36	189	14	1	134
	Total Non-Trial Dispositions	664	129	2	28	18	1,125	36	189	14	1	134	
	Total Trial Dispositions	0	0	0	0	0	0	0	0	0	0	0	
	Laughlin Justice Court	New Filings (cases)	6	2	0	0	0	4	0	3	1	0	0
		Reopened (cases)	0	0	0	0	0	0	0	0	0	0	0
		Charges	13	2	0	2	0	22	1	5	1	0	0
		Grand Total Dispositions	4	0	0	1	0	2	3	6	0	0	0
	Total Non-Trial Dispositions	4	0	0	1	0	2	3	6	0	0	0	
	Total Trial Dispositions	0	0	0	0	0	0	0	0	0	0	0	
	Mesquite Justice Court	New Filings (cases)	6	0	0	0	1	3	0	3	0	0	1
		Reopened (cases)	0	0	0	0	0	0	0	0	0	0	0
		Charges	9	0	0	0	1	17	0	5	0	0	1
		Grand Total Dispositions^c	5	0	0	0	1	7	0	2	0	0	2
	Total Non-Trial Dispositions	5	0	0	0	1	7	0	2	0	0	2	
	Total Trial Dispositions	0	0	0	0	0	0	0	0	0	0	0	
	Moapa Justice Court	New Filings (cases)	0	0	0	0	0	0	0	1	0	0	0
		Reopened (cases)	0	0	0	0	0	0	0	0	0	0	0
		Charges	0	0	0	0	0	0	0	1	0	0	0
		Grand Total Dispositions	0	0	0	0	0	0	0	1	0	0	0
	Total Non-Trial Dispositions	0	0	0	0	0	0	0	1	0	0	0	
	Total Trial Dispositions	0	0	0	0	0	0	0	0	0	0	0	
	Moapa Valley Justice Court	New Filings (cases)	0	0	0	0	0	0	0	0	0	0	0
		Reopened (cases)	0	0	0	0	0	0	0	0	0	0	0
		Charges	0	0	0	0	0	0	0	5	0	0	0
		Grand Total Dispositions	0	0	0	0	0	0	0	0	0	0	0
Total Non-Trial Dispositions	0	0	0	0	0	0	0	0	0	0	0		
Total Trial Dispositions	0	0	0	0	0	0	0	0	0	0	0		
North Las Vegas Justice Court	New Filings (cases)	134	34	0	4	1	101	0	14	0	1	18	
	Reopened (cases)	0	0	0	0	0	0	0	0	0	0	0	
	Charges	221	61	0	6	1	205	3	43	0	1	23	
	Grand Total Dispositions	116	20	0	5	1	91	3	21	0	1	27	
Total Non-Trial Dispositions	116	20	0	5	1	91	3	21	0	1	27		
Total Trial Dispositions	0	0	0	0	0	0	0	0	0	0	0		
Searchlight Justice Court	New Filings (cases)	0	0	0	0	0	2	0	0	0	0	0	
	Reopened (cases)	0	0	0	0	0	0	0	0	0	0	0	
	Charges	0	0	0	0	0	2	0	0	0	0	0	
	Grand Total Dispositions	0	0	0	0	0	2	0	0	0	0	0	
Total Non-Trial Dispositions	0	0	0	0	0	2	0	0	0	0	0		
Total Trial Dispositions	0	0	0	0	0	0	0	0	0	0	0		

^c Includes administrative case closures.

Source: Uniform System for Judicial Records, Nevada AOC, Research and Statistics Unit.

Table B5-2. Criminal Caseload Processed by Justice Courts in Nevada, Fiscal Year 2021.

Justice Court, Criminal Caseload, Gross Misdemeanor (6 of 6)				Crimes Against Persons, Gross Misdemeanor	Domestic Violence, Gross Misdemeanor	Older/Vulnerable Persons Abuse, Gross Misdemeanor	Child Abuse & Neglect, Gross Misdemeanor	Protection Order Violation, Gross Misdemeanor	Crimes Against Property, Gross Misdemeanor	Drugs, Gross Misdemeanor	Weapons, Gross Misdemeanor	Public Order, Gross Misdemeanor	Motor Vehicle - Other, Gross Misdemeanor	Other, Gross Misdemeanor	
9th Judicial District	Douglas County	East Fork Justice Court	New Filings (cases)	8	1	1	2	4	10	2	0	1	1	3	
			Reopened (cases)	1	0	0	0	0	0	0	0	0	0	1	0
			Charges	14	1	2	2	4	17	10	4	1	1	4	
			Grand Total Dispositions	8	1	1	1	3	9	3	0	2	3	4	
		Total Non-Trial Dispositions	8	1	1	1	3	9	3	0	2	3	4		
		Total Trial Dispositions	0	0	0	0	0	0	0	0	0	0	0	0	
		Tahoe Justice Court	New Filings (cases)	7	0	0	5	0	4	4	4	1	1	0	0
			Reopened (cases)	0	0	0	0	0	0	0	0	0	0	0	0
			Charges	13	0	0	5	0	9	10	2	1	0	1	
			Grand Total Dispositions	8	0	0	2	0	1	0	0	1	0	0	
Total Non-Trial Dispositions	8		0	0	2	0	1	0	0	1	0	0			
Total Trial Dispositions	0		0	0	0	0	0	0	0	0	0	0	0		
10th Judicial District	Churchill County	New River Justice Court	New Filings (cases)	8	0	0	6	1	18	3	1	1	0	4	
			Reopened (cases)	0	0	0	0	0	0	0	0	0	0	0	
			Charges	24	0	4	8	2	42	13	4	1	0	18	
			Grand Total Dispositions	8	0	0	7	2	12	2	2	1	0	7	
		Total Non-Trial Dispositions	8	0	0	7	2	12	2	2	1	0	7		
		Total Trial Dispositions	0	0	0	0	0	0	0	0	0	0	0	0	
11th Judicial District	Lander County	Argenta Justice Court	New Filings (cases)	1	0	0	2	0	1	1	1	0	1	1	
			Reopened (cases)	0	0	0	0	0	0	0	0	0	0	0	
			Charges	1	0	0	4	0	2	7	1	0	1	9	
			Grand Total Dispositions	1	0	0	0	0	4	2	0	0	0	1	
		Total Non-Trial Dispositions	1	0	0	0	0	4	2	0	0	0	1		
		Total Trial Dispositions	0	0	0	0	0	0	0	0	0	0	0		
	Austin Justice Court	New Filings (cases)	0	0	0	0	0	0	0	0	0	0	0	0	
		Reopened (cases)	0	0	0	0	0	0	0	0	0	0	0	0	
		Charges	0	0	0	0	0	0	0	0	0	0	0	0	
		Grand Total Dispositions ^c	0	0	0	0	0	0	0	0	0	0	0	0	
		Total Non-Trial Dispositions	0	0	0	0	0	0	0	0	0	0	0	0	
		Total Trial Dispositions	0	0	0	0	0	0	0	0	0	0	0	0	
	Mineral County	Hawthorne Justice Court	New Filings (cases)	6	0	0	1	1	2	0	0	0	0	3	
			Reopened (cases)	0	0	0	0	0	0	0	0	0	0	0	
			Charges	11	0	0	2	1	14	3	2	0	0	7	
			Grand Total Dispositions	0	0	0	2	0	2	0	1	0	0	1	
		Total Non-Trial Dispositions	0	0	0	2	0	2	0	1	0	0	1		
		Total Trial Dispositions	0	0	0	0	0	0	0	0	0	0	0		
Pershing County	Lake Justice Court	New Filings (cases)	1	0	0	2	0	5	2	2	0	0	2		
		Reopened (cases)	0	0	0	0	0	0	0	0	0	0	0		
		Charges	7	0	0	3	0	11	3	2	0	0	4		
		Grand Total Dispositions ^c	2	0	0	3	0	2	2	1	0	0	1		
	Total Non-Trial Dispositions	2	0	0	3	0	2	2	1	0	0	1			
	Total Trial Dispositions	0	0	0	0	0	0	0	0	0	0	0			

^c Includes administrative case closures.

Source: Uniform System for Judicial Records, Nevada AOC, Research and Statistics Unit.

Table B5-2. Criminal Caseload Processed by Justice Courts in Nevada, Fiscal Year 2021.

Justice Court, Criminal Caseload, Misdemeanor (1 of 6)			Crimes Against Persons, Misdemeanor	Domestic Violence, Misdemeanor	Older/Vulnerable Persons Abuse, Misdemeanor	Protection Order Violation, Misdemeanor	Crimes Against Property, Misdemeanor	Drugs, Misdemeanor	Weapons, Misdemeanor	Public Order, Misdemeanor	Motor Vehicle - DUI, Misdemeanor	Motor Vehicle - Reckless, Misdemeanor	Other, Misdemeanor	Traffic, Misdemeanor	Parking
Totals^a	Nevada Justice Courts	New Filings (cases)	4,330	4,789	0	142	8,134	2,848	176	1,946	5,313	1,627	4,097	241,568	8,168
		Reopened (cases)	188	429	0	16	351	206	5	76	777	36	217	909	10
		Charges	5,556	8,139	0	188	10,106	4,692	304	2,584	6,610	2,053	6,609	297,410	8,845
		Grand Total Dispositions	4,205	4,557	0	130	11,189	3,246	165	2,850	5,353	1,417	4,666	193,770	7,779
		Total Non-Trial Dispositions	4,155	4,532	0	128	11,162	3,241	165	2,842	5,300	1,399	4,636	193,543	7,769
		Total Trial Dispositions	50	25	0	2	27	5	0	8	53	18	30	227	10
1st Judicial District	Carson City Justice Court^b	New Filings (cases)	90	94	0	38	184	99	5	79	192	30	154	7,271	298
		Reopened (cases)	0	0	0	0	1	0	0	0	0	0	0	3	0
		Charges	125	128	0	42	418	556	18	125	251	51	268	9,489	327
		Grand Total Dispositions	73	83	0	20	184	78	6	64	134	26	119	6,262	297
		Total Non-Trial Dispositions	69	82	0	19	180	77	6	63	131	25	118	6,251	297
	Total Trial Dispositions	4	1	0	1	4	1	0	1	3	1	1	11	0	
	Storey County Justice Court	New Filings (cases)	10	13	0	8	11	20	6	10	56	37	16	1,470	25
		Reopened (cases)	0	0	0	0	0	0	0	0	0	0	0	0	0
		Charges	12	13	0	8	15	26	6	15	60	40	22	1,937	26
		Grand Total Dispositions	6	7	0	1	4	6	2	9	20	21	16	1,392	25
Total Non-Trial Dispositions		6	7	0	1	4	6	2	9	20	15	16	1,355	23	
Total Trial Dispositions	0	0	0	0	0	0	0	0	0	6	0	37	2		
2nd Judicial District	Incline Village Justice Court	New Filings (cases)	16	5	0	2	61	9	0	16	50	1	28	1,022	2,725
		Reopened (cases)	4	3	0	4	0	2	3	2	36	0	5	14	9
		Charges	17	8	0	2	69	15	0	19	52	4	35	1,199	2,735
		Grand Total Dispositions	17	12	0	5	49	15	5	21	69	1	31	915	2,664
		Total Non-Trial Dispositions	17	12	0	5	48	15	5	21	68	1	31	912	2,658
	Total Trial Dispositions	0	0	0	0	1	0	0	0	1	0	0	3	6	
	Reno Justice Court	New Filings (cases)	174	63	0	19	241	394	25	34	517	64	154	15,148	19
		Reopened (cases)	27	63	0	7	62	59	1	5	184	3	34	231	0
		Charges	292	234	0	35	413	700	44	68	682	114	423	18,573	24
		Grand Total Dispositions	181	101	0	18	236	385	16	28	482	56	172	14,764	25
		Total Non-Trial Dispositions	176	99	0	18	233	383	16	28	468	54	171	14,744	25
	Total Trial Dispositions	5	2	0	0	3	2	0	0	14	2	1	20	0	
	Sparks Justice Court	New Filings (cases)	83	73	0	6	144	260	6	33	266	27	107	4,173	5
		Reopened (cases)	27	38	0	4	68	80	0	7	163	4	47	211	0
		Charges	124	158	0	16	254	498	17	49	362	44	254	5,899	12
Grand Total Dispositions		112	71	0	10	178	333	10	40	351	26	216	4,615	5	
Total Non-Trial Dispositions		112	71	0	10	176	333	10	40	347	26	214	4,598	5	
Total Trial Dispositions	0	0	0	0	2	0	0	0	4	0	2	17	0		
Wadsworth Justice Court	New Filings (cases)	2	1	0	0	5	0	0	3	37	12	7	1,649	1	
	Reopened (cases)	0	0	0	0	0	0	0	0	1	0	0	34	0	
	Charges	2	1	0	0	5	2	1	3	38	17	8	2,001	1	
	Grand Total Dispositions	3	0	0	1	7	0	0	1	19	17	8	1,541	1	
	Total Non-Trial Dispositions	3	0	0	1	7	0	0	1	19	17	8	1,539	1	
Total Trial Dispositions	0	0	0	0	0	0	0	0	0	0	0	2	0		

^a Totals reflect aggregate information from the Nevada Justice Courts. Information contained herein may reflect non-standard reporting and is noted by subsequent footnotes. Case types determined by the USJR charge hierarchy defined in the Nevada Courts Statistical Reporting Dictionary.

^b Carson City Justice Court includes Municipal Court information.

Table B5-2. Criminal Caseload Processed by Justice Courts in Nevada, Fiscal Year 2021.

Justice Court, Criminal Caseload, Misdemeanor (2 of 6)			Crimes Against Persons,	Domestic Violence,	Older/Vulnerable Persons	Protection Order Violation,	Crimes Against Property,	Drugs,	Weapons,	Public Order,	Motor Vehicle - DUJ,	Motor Vehicle - Reckless,	Other,	Traffic,	Parking	
			Misdemeanor	Misdemeanor	Abuse, Misdemeanor	Misdemeanor	Misdemeanor	Misdemeanor	Misdemeanor	Misdemeanor	Misdemeanor	Misdemeanor	Misdemeanor	Misdemeanor	Misdemeanor	Misdemeanor
3rd Judicial District	Lyon County	Canal Justice Court	New Filings (cases)	17	65	0	10	39	35	0	6	23	4	23	417	0
			Reopened (cases)	1	0	0	0	0	0	0	0	0	0	0	1	0
			Charges	18	71	0	12	44	47	0	6	26	10	41	576	1
			Grand Total Dispositions	18	81	0	9	35	39	1	8	21	3	25	360	0
		Total Non-Trial Dispositions	18	81	0	9	34	39	1	8	20	3	24	359	0	
		Total Trial Dispositions	0	0	0	0	1	0	0	0	1	0	1	1	0	
		Dayton Justice Court	New Filings (cases)	25	59	0	8	23	38	3	11	55	13	47	1,790	1
			Reopened (cases)	0	0	0	0	0	0	0	0	0	0	0	1	0
			Charges	33	62	0	8	40	49	4	14	63	19	89	2,202	2
	Grand Total Dispositions		19	62	0	5	17	36	2	21	52	12	46	1,749	0	
	Total Non-Trial Dispositions		19	61	0	5	17	36	2	21	51	11	46	1,749	0	
	Total Trial Dispositions	0	1	0	0	0	0	0	0	1	1	0	0	0		
	Walker River Justice Court	New Filings (cases)	16	60	0	8	62	45	2	13	52	24	68	2,350	4	
		Reopened (cases)	0	1	0	0	0	0	0	0	0	0	0	0	0	
		Charges	17	67	0	9	68	54	2	19	66	31	130	2,908	4	
Grand Total Dispositions		22	54	0	5	54	47	1	19	50	28	107	2,179	3		
Total Non-Trial Dispositions		22	53	0	5	53	47	1	17	50	28	106	2,177	3		
Total Trial Dispositions	0	1	0	0	1	0	0	2	0	0	1	2	0			
4th Judicial District	Elko County	Carlin Justice Court	New Filings (cases)	18	4	0	3	16	10	0	11	15	1	8	514	0
			Reopened (cases)	0	0	0	0	0	0	0	0	0	0	0	0	0
			Charges	30	6	0	3	21	15	9	34	20	4	14	611	2
			Grand Total Dispositions	11	4	0	5	8	18	0	9	18	0	8	538	0
			Total Non-Trial Dispositions	11	4	0	5	7	18	0	9	16	0	8	538	0
		Total Trial Dispositions	0	0	0	0	1	0	0	0	2	0	0	0	0	
		Eastline Justice Court	New Filings (cases)	27	22	0	1	41	68	1	2	2	0	5	176	7
			Reopened (cases)	3	3	0	0	1	1	0	0	0	0	0	4	0
			Charges	34	35	0	2	62	99	3	17	3	3	17	248	8
			Grand Total Dispositions	24	10	0	2	27	43	0	3	2	1	5	186	7
			Total Non-Trial Dispositions	24	10	0	2	27	43	0	3	2	1	5	186	7
		Total Trial Dispositions	0	0	0	0	0	0	0	0	0	0	0	0	0	
	Elko Justice Court	New Filings (cases)	129	49	0	0	197	85	3	30	11	89	118	4,185	2	
		Reopened (cases)	50	51	0	0	60	19	0	17	2	13	64	195	0	
		Charges	178	64	0	0	290	163	5	130	24	160	150	5,080	6	
		Grand Total Dispositions	177	108	0	0	257	97	4	52	12	115	222	4,620	4	
		Total Non-Trial Dispositions	175	106	0	0	254	97	4	52	12	112	217	4,609	4	
		Total Trial Dispositions	2	2	0	0	3	0	0	0	0	3	5	11	0	
Wells Justice Court		New Filings (cases)	7	9	0	3	23	20	1	10	40	3	20	3,870	15	
	Reopened (cases)	0	0	0	0	0	0	0	0	0	0	0	3	0		
	Charges	8	9	0	4	29	34	3	21	49	4	33	4,286	18		
	Grand Total Dispositions	10	3	0	3	19	11	0	5	17	4	19	3,588	9		
	Total Non-Trial Dispositions	10	3	0	3	19	11	0	5	17	3	19	3,582	9		
	Total Trial Dispositions	0	0	0	0	0	0	0	0	0	1	0	6	0		

Source: Uniform System for Judicial Records, Nevada AOC, Research and Statistics Unit.

Table B5-2. Criminal Caseload Processed by Justice Courts in Nevada, Fiscal Year 2021.

Justice Court, Criminal Caseload, Misdemeanor (3 of 6)			Crimes Against Persons, Misdemeanor	Domestic Violence, Misdemeanor	Older/Vulnerable Persons Abuse, Misdemeanor	Protection Order Violation, Misdemeanor	Crimes Against Property, Misdemeanor	Drugs, Misdemeanor	Weapons, Misdemeanor	Public Order, Misdemeanor	Motor Vehicle - DUI, Misdemeanor	Motor Vehicle - Reckless, Misdemeanor	Other, Misdemeanor	Traffic, Misdemeanor	Parking	
5th Judicial District	Esmeralda County	Esmeralda Justice Court	New Filings (cases)	0	0	0	0	0	0	0	0	0	0	1,510	0	
		Reopened (cases)	0	0	0	0	0	0	0	0	0	0	0	0	0	
		Charges	0	0	0	0	0	0	0	0	0	0	0	0	1,510	0
		Grand Total Dispositions	0	0	0	0	0	0	0	0	0	0	0	0	1,510	0
		Total Non-Trial Dispositions	0	0	0	0	0	0	0	0	0	0	0	0	1,495	0
	Total Trial Dispositions	0	0	0	0	0	0	0	0	0	0	0	0	15	0	
	Nye County	Beatty Justice Court	New Filings (cases)	3	4	0	0	18	5	0	8	1	4	7	965	0
			Reopened (cases)	0	0	0	0	0	0	0	0	0	0	0	0	0
			Charges	3	5	0	0	21	9	0	9	1	4	11	1,160	0
			Grand Total Dispositions	6	6	0	0	16	6	0	8	9	4	8	807	1
			Total Non-Trial Dispositions	6	6	0	0	16	6	0	8	9	4	8	805	1
		Total Trial Dispositions	0	0	0	0	0	0	0	0	0	0	0	0	2	0
		Pahrump Justice Court	New Filings (cases)	148	64	0	13	142	40	5	15	77	1	124	2,945	4
			Reopened (cases)	3	6	0	1	13	6	1	0	4	0	2	68	0
			Charges	160	74	0	19	173	53	6	20	96	1	180	3,855	5
			Grand Total Dispositions	151	68	0	16	149	55	9	16	97	2	95	3,004	5
Total Non-Trial Dispositions			150	68	0	16	147	55	9	16	95	2	93	2,996	5	
Total Trial Dispositions	1		0	0	0	2	0	0	0	2	0	2	8	0		
Tonopah Justice Court	New Filings (cases)	12	9	0	0	18	3	0	8	11	7	27	2,049	3		
	Reopened (cases)	1	0	0	0	0	0	0	0	0	0	0	3	0		
	Charges	13	10	0	0	31	7	0	8	12	7	31	2,273	4		
	Grand Total Dispositions	18	10	0	1	15	3	2	9	13	7	27	2,016	2		
	Total Non-Trial Dispositions	18	10	0	1	15	3	2	9	13	7	27	2,015	2		
Total Trial Dispositions	0	0	0	0	0	0	0	0	0	0	0	1	0			
6th Judicial District	Humboldt County	Union Justice Court	New Filings (cases)	40	33	0	4	82	40	4	24	7	16	79	5,161	2
		Reopened (cases)	0	0	0	0	0	0	0	0	1	0	0	7	0	
		Charges	41	33	0	4	89	50	4	32	7	18	111	5,836	3	
		Grand Total Dispositions	48	11	0	6	76	37	6	25	61	15	74	5,036	3	
		Total Non-Trial Dispositions	48	11	0	6	75	37	6	25	60	15	74	5,033	3	
Total Trial Dispositions	0	0	0	0	1	0	0	0	1	0	0	3	0			
7th Judicial District	Eureka County	Eureka Justice Court	New Filings (cases)	3	5	0	0	5	1	0	0	6	1	12	485	0
		Reopened (cases)	0	0	0	0	0	0	0	0	0	0	0	0	0	
		Charges	12	5	0	0	11	12	1	7	11	1	27	536	2	
		Grand Total Dispositions	2	5	0	0	7	1	0	0	6	1	12	475	0	
		Total Non-Trial Dispositions	2	5	0	0	7	1	0	0	6	1	12	469	0	
Total Trial Dispositions	0	0	0	0	0	0	0	0	0	0	0	6	0			

Source: Uniform System for Judicial Records, Nevada AOC, Research and Statistics Unit.

Table B5-2. Criminal Caseload Processed by Justice Courts in Nevada, Fiscal Year 2021.

		Justice Court, Criminal Caseload, Misdemeanor (4 of 6)		Crimes Against Persons, Misdemeanor	Domestic Violence, Misdemeanor	Older/Vulnerable Persons Abuse, Misdemeanor	Protection Order Violation, Misdemeanor	Crimes Against Property, Misdemeanor	Drugs, Misdemeanor	Weapons, Misdemeanor	Public Order, Misdemeanor	Motor Vehicle - DUI, Misdemeanor	Motor Vehicle - Reckless, Misdemeanor	Other, Misdemeanor	Traffic, Misdemeanor	Parking	
7th Judicial District Cont.	Lincoln County	Meadow Valley Justice Court	New Filings (cases)	7	2	0	1	21	5	1	7	11	4	24	1,101	0	
			Reopened (cases)	0	0	0	0	1	0	0	0	0	0	0	0	1	0
			Charges	14	3	0	1	34	13	3	8	15	7	32	1,176	1	
			Grand Total Dispositions	2	3	0	2	19	3	2	8	6	2	22	963	1	
		Total Non-Trial Dispositions	2	3	0	2	19	3	2	8	6	2	22	963	1		
		Total Trial Dispositions	0	0	0	0	0	0	0	0	0	0	0	0	0	0	0
		Pahrnagat Valley Justice Court	New Filings (cases)	1	0	0	1	15	4	0	1	3	2	13	2,134	0	
	Reopened (cases)		0	0	0	0	0	0	0	0	0	0	0	0	6	0	
	Charges		4	2	0	1	24	6	0	2	4	2	32	2,310	0		
	Grand Total Dispositions ^c		3	0	0	1	20	8	0	8	6	2	20	2,072	0		
	Total Non-Trial Dispositions	3	0	0	1	20	8	0	8	6	2	19	2,071	0			
	Total Trial Dispositions	0	0	0	0	0	0	0	0	0	0	1	1	0			
	White Pine County	Ely Justice Court	New Filings (cases)	23	22	0	1	22	19	6	9	12	5	49	1,861	3	
			Reopened (cases)	0	0	0	0	1	1	0	0	0	0	0	0	0	0
			Charges	28	25	0	1	25	31	9	12	26	11	71	2,048	4	
Grand Total Dispositions			22	23	0	2	18	18	3	7	33	5	51	1,691	2		
Total Non-Trial Dispositions			21	22	0	2	17	18	3	7	31	5	45	1,686	2		
Total Trial Dispositions	1	1	0	0	1	0	0	0	2	0	6	5	0				
8th Judicial District	Clark County	Boulder Justice Court	New Filings (cases)	2	1	0	0	6	0	0	0	12	61	3	3,052	1	
			Reopened (cases)	0	0	0	0	0	0	0	0	0	0	0	1	0	
			Charges	3	4	0	0	14	3	0	0	16	65	4	3,404	2	
			Grand Total Dispositions	2	1	0	0	5	0	0	0	11	45	4	2,955	10	
		Total Non-Trial Dispositions	2	1	0	0	5	0	0	0	11	45	4	2,951	10		
		Total Trial Dispositions	0	0	0	0	0	0	0	0	0	0	0	4	0		
		Bunkerville Justice Court	New Filings (cases)	1	0	0	0	0	3	0	3	1	1	2	936	0	
			Reopened (cases)	0	0	0	0	0	0	0	0	0	0	0	2	0	
			Charges	1	0	0	0	0	6	0	5	1	1	2	1,071	0	
			Grand Total Dispositions	2	0	0	0	0	3	0	3	0	0	2	836	0	
		Total Non-Trial Dispositions	2	0	0	0	0	3	0	3	0	0	2	836	0		
		Total Trial Dispositions	0	0	0	0	0	0	0	0	0	0	0	0	0		
	Goodsprings Justice Court	New Filings (cases)	9	3	0	0	21	14	1	1	36	246	17	6,989	24		
		Reopened (cases)	0	0	0	0	0	0	0	0	0	2	1	44	1		
		Charges	9	3	0	0	22	15	2	1	40	254	39	8,724	27		
		Grand Total Dispositions	7	6	0	0	20	7	0	2	24	205	16	9,533 ^c	63 ^c		
	Total Non-Trial Dispositions	7	6	0	0	20	7	0	2	24	205	16	9,533	63			
	Total Trial Dispositions	0	0	0	0	0	0	0	0	0	0	0	0	0			
Henderson Justice Court	New Filings (cases)	50	14	0	0	32	4	7	2	159	50	187	3,929	11			
	Reopened (cases)	0	0	0	0	0	0	0	0	1	0	0	24	0			
	Charges	91	93	0	0	121	30	10	4	202	58	219	4,998	22			
	Grand Total Dispositions	57	17	0	0	54	12	6	7	104	47	219	4,117	30			
Total Non-Trial Dispositions	56	17	0	0	54	12	6	7	104	47	218	4,117	30				
Total Trial Dispositions	1	0	0	0	0	0	0	0	0	0	1	0	0				

^c Includes administrative case closures.

Source: Uniform System for Judicial Records, Nevada AOC, Research and Statistics Unit.

Table B5-2. Criminal Caseload Processed by Justice Courts in Nevada, Fiscal Year 2021.

Justice Court, Criminal Caseload, Misdemeanor (5 of 6)			Crimes Against Persons, Misdemeanor	Domestic Violence, Misdemeanor	Older/Vulnerable Persons Abuse, Misdemeanor	Protection Order Violation, Misdemeanor	Crimes Against Property, Misdemeanor	Drugs, Misdemeanor	Weapons, Misdemeanor	Public Order, Misdemeanor	Motor Vehicle - DUI, Misdemeanor	Motor Vehicle - Reckless, Misdemeanor	Other, Misdemeanor	Traffic, Misdemeanor	Parking	
8th Judicial District Cont.	Clark County Cont.	Las Vegas Justice Court	New Filings (cases)	3,101	3,806	0	0	6,032	1,244	89	1,437	3,071	779	2,335	137,054	4,311
		Reopened (cases)	63	253	0	0	103	11	0	42	328	12	56	0 ^d	0 ^d	
		Charges	3,836	6,457	0	0	6,918	1,494	133	1,649	3,748	946	3,634	169,789	4,862	
		Grand Total Dispositions	2,907	3,481	0	0	9,081	1,582	74	2,320	3,166	635	2,658	90,596	4,008	
		Total Non-Trial Dispositions	2,885	3,476	0	0	9,078	1,582	74	2,318	3,158	635	2,657	90,594	4,008	
		Total Trial Dispositions	22	5	0	0	3	0	0	2	8	0	1	2	0	
		Laughlin Justice Court	New Filings (cases)	56	18	0	1	141	17	1	24	33	27	60	5,516	351
		Reopened (cases)	0	0	0	0	0	0	0	0	0	0	0	0	0	0
		Charges	65	33	0	1	167	22	2	31	41	29	74	6,880	358	
		Grand Total Dispositions	44	28	0	0	81	7	1	14	37	19	40	4,653	267	
		Total Non-Trial Dispositions	44	28	0	0	81	7	1	14	37	19	40	4,653	267	
		Total Trial Dispositions	0	0	0	0	0	0	0	0	0	0	0	0	0	
		Mesquite Justice Court	New Filings (cases)	1	2	0	0	1	0	0	0	3	0	0	0	0
		Reopened (cases)	0	0	0	0	0	0	0	0	0	0	0	0	0	0
		Charges	4	15	0	1	10	23	0	0	5	0	4	12	0	
		Grand Total Dispositions^c	1	2	0	0	1	3	0	0	3	0	1	0	0	
		Total Non-Trial Dispositions	1	2	0	0	1	3	0	0	3	0	1	0	0	
		Total Trial Dispositions	0	0	0	0	0	0	0	0	0	0	0	0	0	
		Moapa Justice Court	New Filings (cases)	3	0	0	0	4	0	1	0	18	13	3	1,717	1
		Reopened (cases)	0	0	0	0	0	0	0	0	0	0	0	0	4	0
		Charges	4	2	0	0	4	0	1	0	19	14	4	1,997	2	
		Grand Total Dispositions	2	0	0	0	4	1	1	0	12	17	3	1,559	2	
		Total Non-Trial Dispositions	2	0	0	0	4	1	1	0	12	17	3	1,558	2	
		Total Trial Dispositions	0	0	0	0	0	0	0	0	0	0	0	1	0	
		Moapa Valley Justice Court	New Filings (cases)	6	3	0	0	7	1	0	1	10	1	42	1,047	6
		Reopened (cases)	0	0	0	0	0	0	0	0	0	0	0	0	0	0
		Charges	8	10	0	0	12	2	0	1	10	1	78	1,232	6	
		Grand Total Dispositions	9	4	0	0	8	2	0	1	6	1	35	1,049	7	
Total Non-Trial Dispositions	8	4	0	0	7	2	0	1	6	1	32	1,039	5			
Total Trial Dispositions	1	0	0	0	1	0	0	0	5	0	3	10	2			
North Las Vegas Justice Court	New Filings (cases)	52	131	0	0	18	2	0	1	107	8	11	1,030	1		
Reopened (cases)	0	0	0	0	0	0	0	0	0	0	0	0	3	0		
Charges	130	328	0	0	81	37	4	7	152	16	68	1,661	1			
Grand Total Dispositions	47	135	0	0	40	12	4	5	71	10	25	941	1			
Total Non-Trial Dispositions	46	133	0	0	40	12	4	5	71	10	25	941	1			
Total Trial Dispositions	1	2	0	0	0	0	0	0	0	0	0	0	0			
Searchlight Justice Court	New Filings (cases)	3	1	0	0	2	3	0	0	11	23	7	3,161	2		
Reopened (cases)	0	0	0	0	0	0	0	0	0	0	0	0	1	0		
Charges	3	1	0	0	2	3	0	0	14	23	8	3,701	6			
Grand Total Dispositions	3	2	0	0	2	0	0	0	7	13	7	3,018	2			
Total Non-Trial Dispositions	2	2	0	0	2	0	0	0	7	11	7	2,987	2			
Total Trial Dispositions	1	0	0	0	0	0	0	0	0	2	0	31	0			

^c Includes administrative case closures.

^d Reopened (cases) under-reported.

Source: Uniform System for Judicial Records, Nevada AOC, Research and Statistics Unit.

Table B5-2. Criminal Caseload Processed by Justice Courts in Nevada, Fiscal Year 2021.

Justice Court, Criminal Caseload, Misdemeanor (6 of 6)				Crimes Against Persons, Misdemeanor	Domestic Violence, Misdemeanor	Older/Vulnerable Persons Abuse, Misdemeanor	Protection Order Violation, Misdemeanor	Crimes Against Property, Misdemeanor	Drugs, Misdemeanor	Weapons, Misdemeanor	Public Order, Misdemeanor	Motor Vehicle - DUI, Misdemeanor	Motor Vehicle - Reckless, Misdemeanor	Other, Misdemeanor	Traffic, Misdemeanor	Parking
9th Judicial District	Douglas County	East Fork Justice Court	New Filings (cases)	56	41	0	0	209	148	4	46	143	19	84	3,132	14
			Reopened (cases)	8	10	0	0	39	23	0	3	52	1	5	41	0
			Charges	63	48	0	0	247	235	6	92	159	29	121	4,174	27
			Grand Total Dispositions	60	49	0	0	238	163	4	46	190	25	102	3,157	20
		Total Non-Trial Dispositions	52	43	0	0	236	162	4	46	184	25	101	3,147	20	
		Total Trial Dispositions	8	6	0	0	2	1	0	0	6	0	1	10	0	
		Tahoe Justice Court	New Filings (cases)	61	34	0	3	176	90	1	55	57	6	37	1,419	324
			Reopened (cases)	1	1	0	0	2	4	0	0	5	0	2	1	0
			Charges	66	34	0	4	206	120	4	96	68	8	65	1,831	335
			Grand Total Dispositions	54	28	0	2	157	69	1	47	56	13	36	1,282	312
Total Non-Trial Dispositions	51		26	0	1	156	69	1	47	54	11	36	1,279	312		
Total Trial Dispositions	3		2	0	1	1	0	0	0	2	2	0	3	0		
10th Judicial District	Churchill County	New River Justice Court	New Filings (cases)	29	50	0	10	61	73	2	12	105	6	80	3,812	6
			Reopened (cases)	0	0	0	0	0	0	0	0	0	0	1	0	0
			Charges	34	58	0	10	70	101	3	19	121	9	107	4,727	7
			Grand Total Dispositions	40	50	0	12	53	62	3	18	98	11	94	3,327	1
		Total Non-Trial Dispositions	40	48	0	12	53	61	3	16	97	11	91	3,315	1	
		Total Trial Dispositions	0	2	0	0	0	1	0	2	1	0	3	12	0	
11th Judicial District	Lander County	Argenta Justice Court	New Filings (cases)	19	4	0	0	23	13	1	13	21	0	39	449	2
			Reopened (cases)	0	0	0	0	0	0	0	0	0	0	0	0	0
			Charges	19	6	0	2	28	24	1	20	22	0	52	499	2
			Grand Total Dispositions	16	2	0	0	23	14	1	7	17	0	39	617 ^c	2
		Total Non-Trial Dispositions	16	2	0	0	23	14	1	7	17	0	39	617	2	
		Total Trial Dispositions	0	0	0	0	0	0	0	0	0	0	0	0	0	
		Austin Justice Court	New Filings (cases)	0	1	0	0	0	1	0	0	1	0	2	1,273	0
			Reopened (cases)	0	0	0	0	0	0	0	0	0	0	0	0	0
	Charges		0	1	0	0	0	1	0	0	1	0	2	1,339	0	
	Grand Total Dispositions ^c		1	0	0	0	0	2	1	0	2	0	13	1,095 ^c	0	
	Total Non-Trial Dispositions	1	0	0	0	0	2	1	0	2	0	13	1,094	0		
	Total Trial Dispositions	0	0	0	0	0	0	0	0	0	0	0	1	0		
	Mineral County	Hawthorne Justice Court	New Filings (cases)	19	7	0	1	15	18	0	15	56	38	39	4,299	0
			Reopened (cases)	0	0	0	0	0	0	0	0	0	1	0	6	0
			Charges	42	15	0	2	46	113	2	30	94	43	84	5,045	1
			Grand Total Dispositions	16	9	0	2	12	20	0	13	52	24	13	3,796	0
Total Non-Trial Dispositions		16	9	0	2	12	20	0	13	52	24	13	3,794	0		
Total Trial Dispositions		0	0	0	0	0	0	0	0	0	0	0	2	0		
Pershing County	Lake Justice Court	New Filings (cases)	11	17	0	1	16	17	1	6	25	4	59	507	0	
		Reopened (cases)	0	0	0	0	0	0	0	0	0	0	0	0	0	
		Charges	13	18	0	1	22	24	1	11	29	5	65	613	2	
		Grand Total Dispositions ^c	12	21	0	2	15	48	0	6	19	4	56	956 ^c	0	
Total Non-Trial Dispositions	12	21	0	2	15	48	0	5	19	4	55	956	0			
Total Trial Dispositions	0	0	0	0	0	0	0	1	0	0	1	0	0			

^c Includes administrative case closures.

Source: Uniform System for Judicial Records, Nevada AOC, Research and Statistics Unit.

Table B6-1. Civil Caseload Processed by Justice Courts in Nevada, Fiscal Year 2021.

Justice Court, Civil Caseload, Aggregate (1 of 4)			Real Property	Tort	Contract	Contested Liens	Petitions to Seal Records	Other Civil Matters	Small Claims	Protection Orders	Totals
Totals^a	Nevada Justice Courts	New Filings (cases)	34,478	437	42,991	9	2	1,807	5,209	7,018	91,951
		Reopened (cases)	5,132	18	477	0	0	88	360	445	6,520
		Grand Total Dispositions	32,875	641	42,591	13	6	2,508	6,855	7,247	92,736
		Total Non-Trial Dispositions	32,305	638	42,571	13	6	2,489	5,401	7,247	90,670
		Total Trial Dispositions	570	3	20	0	0	19	1,454	0	2,066
1st Judicial District	Carson City Justice Court^b	New Filings (cases)	526	2	827	3	0	105	174	500	2,137
		Reopened (cases)	1	0	0	0	0	0	0	0	1
		Grand Total Dispositions	1,039	0	705	3	0	55	166	452	2,420
		Total Non-Trial Dispositions	990	0	703	3	0	53	56	452	2,257
		Total Trial Dispositions	49	0	2	0	0	2	110	0	163
	Storey County Justice Court	New Filings (cases)	2	0	8	0	0	1	5	23	39
		Reopened (cases)	0	0	0	0	0	0	0	0	0
		Grand Total Dispositions	5	0	7	0	0	0	5	22	39
		Total Non-Trial Dispositions	4	0	7	0	0	0	5	22	38
		Total Trial Dispositions	1	0	0	0	0	0	0	0	1
2nd Judicial District	Incline Village Justice Court	New Filings (cases)	13	0	38	0	0	5	10	21	87
		Reopened (cases)	2	0	0	0	0	0	1	12	15
		Grand Total Dispositions	5	0	26	0	0	2	11	28	72
		Total Non-Trial Dispositions	5	0	26	0	0	2	6	28	67
		Total Trial Dispositions	0	0	0	0	0	0	5	0	5
	Reno Justice Court	New Filings (cases)	2,291	45	2,841	0	0	92	655	687	6,611
		Reopened (cases)	287	2	85	0	0	10	124	39	547
		Grand Total Dispositions	2,436	47	3,175	0	0	841	883	646	8,028
		Total Non-Trial Dispositions	2,182	46	3,170	0	0	834	784	646	7,662
		Total Trial Dispositions	254	1	5	0	0	7	99	0	366
	Sparks Justice Court	New Filings (cases)	740	11	1,486	0	0	81	264	190	2,772
		Reopened (cases)	106	0	9	0	0	1	40	26	182
		Grand Total Dispositions	784	8	1,551	0	0	104	403	203	3,053
		Total Non-Trial Dispositions	697	8	1,550	0	0	102	345	203	2,905
		Total Trial Dispositions	87	0	1	0	0	2	58	0	148
Wadsworth Justice Court	New Filings (cases)	4	0	2	0	0	0	1	4	11	
	Reopened (cases)	0	0	0	0	0	0	0	0	0	
	Grand Total Dispositions	6	0	5	0	0	2	3	1	17	
	Total Non-Trial Dispositions	6	0	5	0	0	2	2	1	16	
	Total Trial Dispositions	0	0	0	0	0	0	1	0	1	
3rd Judicial District	Canal Justice Court	New Filings (cases)	264	0	371	0	0	1	40	229	905
		Reopened (cases)	0	0	4	0	0	0	0	0	4
		Grand Total Dispositions	215	0	218	0	0	0	33	220	686
		Total Non-Trial Dispositions	201	0	218	0	0	0	15	220	654
		Total Trial Dispositions	14	0	0	0	0	0	18	0	32
	Dayton Justice Court	New Filings (cases)	85	0	261	0	0	24	25	235	630
		Reopened (cases)	1	0	3	0	0	1	1	0	6
		Grand Total Dispositions	58	0	239	0	0	24	26	235	582
		Total Non-Trial Dispositions	40	0	237	0	0	21	14	235	547
		Total Trial Dispositions	18	0	2	0	0	3	12	0	35
	Walker River Justice Court	New Filings (cases)	99	0	107	0	0	22	49	167	444
		Reopened (cases)	43	0	4	0	0	0	0	53	100
		Grand Total Dispositions	163	0	114	0	0	22	52	269	620
		Total Non-Trial Dispositions	162	0	114	0	0	21	25	269	591
		Total Trial Dispositions	1	0	0	0	0	1	27	0	29

^a Totals reflect aggregate information from the Nevada Justice Courts. Information contained herein may reflect non-standard reporting and is noted by subsequent footnotes. Petitions to Seal Records are USJR Phase III-specific measures and reported in Other Civil Matters in the USJR Phase II statistics as defined in the Nevada Courts Statistical Reporting Dictionary.

^b Carson City Justice Court includes Municipal Court information.

Source: Uniform System for Judicial Records, Nevada AOC, Research and Statistics Unit.

Table B6-1. Civil Caseload Processed by Justice Courts in Nevada, Fiscal Year 2021.

Justice Court, Civil Caseload, Aggregate (2 of 4)			Real Property	Tort	Contract	Contested Liens	Petitions to Seal Records	Other Civil Matters	Small Claims	Protection Orders	Totals	
4th Judicial District	Elko County	Carlin Justice Court	New Filings (cases)	17	0	16	0	0	2	0	22	57
			Reopened (cases)	0	0	0	0	0	0	0	0	0
			Grand Total Dispositions	17	0	12	0	0	0	31	21	81
			Total Non-Trial Dispositions	16	0	12	0	0	0	31	21	80
			Total Trial Dispositions	1	0	0	0	0	0	0	0	1
			New Filings (cases)	6	0	27	0	0	3	2	40	78
			Reopened (cases)	0	0	0	0	0	0	0	0	0
			Grand Total Dispositions	8	0	18	0	0	1	3	40	70
			Total Non-Trial Dispositions	7	0	18	0	0	1	3	40	69
			Total Trial Dispositions	1	0	0	0	0	0	0	0	1
			New Filings (cases)	92	0	441	0	0	15	48	421	1,017
			Reopened (cases)	4	0	5	0	0	0	4	29	42
			Grand Total Dispositions	83	2	380	1	0	35	164	448	1,113
			Total Non-Trial Dispositions	82	2	379	1	0	34	154	448	1,100
			Total Trial Dispositions	1	0	1	0	0	1	10	0	13
			New Filings (cases)	1	0	10	0	0	3	11	18	43
	Reopened (cases)	1	0	0	0	0	0	0	0	1		
	Grand Total Dispositions	1	0	11	0	0	1	4	15	32		
	Total Non-Trial Dispositions	1	0	11	0	0	1	4	15	32		
	Total Trial Dispositions	0	0	0	0	0	0	0	0	0		
5th Judicial District	Esmeralda County	Esmeralda Justice Court	New Filings (cases)	0	0	0	0	0	0	12	12	
			Reopened (cases)	0	0	0	0	0	0	0	0	
			Grand Total Dispositions	0	0	0	0	0	0	0	12	12
			Total Non-Trial Dispositions	0	0	0	0	0	0	0	12	12
			Total Trial Dispositions	0	0	0	0	0	0	0	0	0
			New Filings (cases)	7	0	12	0	0	0	0	27	46
		Reopened (cases)	0	0	0	0	0	0	0	0	0	
		Grand Total Dispositions	6	0	6	0	0	4	0	39	55	
		Total Non-Trial Dispositions	6	0	6	0	0	4	0	39	55	
		Total Trial Dispositions	0	0	0	0	0	0	0	0	0	
		New Filings (cases)	92	2	533	0	2	0	38	342	1,009	
		Reopened (cases)	10	0	4	0	0	0	0	2	16	
		Grand Total Dispositions	105	0	376	0	6	0	37	342	866	
		Total Non-Trial Dispositions	103	0	375	0	6	0	22	342	848	
		Total Trial Dispositions	2	0	1	0	0	0	15	0	18	
		New Filings (cases)	12	0	12	0	0	1	6	31	62	
	Reopened (cases)	1	0	0	0	0	0	0	0	1		
	Grand Total Dispositions	12	0	17	0	0	4	6	25	64		
	Total Non-Trial Dispositions	12	0	17	0	0	4	3	25	61		
	Total Trial Dispositions	0	0	0	0	0	0	3	0	3		
6th Judicial District	Humboldt County	Union Justice Court	New Filings (cases)	32	0	147	0	0	7	126	191	503
			Reopened (cases)	0	0	0	0	0	0	0	0	0
			Grand Total Dispositions	21	0	103	0	0	2	133	181	440
			Total Non-Trial Dispositions	17	0	103	0	0	2	128	181	431
			Total Trial Dispositions	4	0	0	0	0	0	5	0	9

Source: Uniform System for Judicial Records, Nevada AOC, Research and Statistics Unit.

Table B6-1. Civil Caseload Processed by Justice Courts in Nevada, Fiscal Year 2021.

Justice Court, Civil Caseload, Aggregate (3 of 4)			Real Property	Tort	Contract	Contested Liens	Petitions to Seal Records	Other Civil Matters	Small Claims	Protection Orders	Totals	
7th Judicial District	Eureka County	Eureka Justice Court	New Filings (cases)	0	0	5	0	0	1	0	26	32
			Reopened (cases)	0	0	0	0	0	0	0	0	0
			Grand Total Dispositions	0	0	3	0	0	0	0	24	27
			Total Non-Trial Dispositions	0	0	3	0	0	0	0	24	27
			Total Trial Dispositions	0	0	0	0	0	0	0	0	0
	Meadow Valley Justice Court	New Filings (cases)	4	0	9	0	0	15	3	26	57	
		Reopened (cases)	0	0	0	0	0	0	0	1	1	
		Grand Total Dispositions	4	0	11	0	0	14	3	28	60	
		Total Non-Trial Dispositions	4	0	11	0	0	14	3	28	60	
		Total Trial Dispositions	0	0	0	0	0	0	0	0	0	
	Pahrnagat Valley Justice Court	New Filings (cases)	1	0	9	0	0	2	0	0	12	
		Reopened (cases)	0	0	0	0	0	0	0	0	0	
		Grand Total Dispositions	2	0	1	0	0	4	0	3	10	
		Total Non-Trial Dispositions	2	0	1	0	0	4	0	3	10	
		Total Trial Dispositions	0	0	0	0	0	0	0	0	0	
White Pine County	Ely Justice Court	New Filings (cases)	25	0	58	0	0	1	32	89	205	
		Reopened (cases)	5	0	20	0	0	0	23	1	49	
		Grand Total Dispositions	22	0	76	0	0	3	78	66	245	
		Total Non-Trial Dispositions	21	0	76	0	0	3	38	66	204	
		Total Trial Dispositions	1	0	0	0	0	0	40	0	41	
8th Judicial District	Boulder Justice Court	New Filings (cases)	63	0	119	0	0	0	23	85	290	
		Reopened (cases)	0	0	0	0	0	0	0	0	0	
		Grand Total Dispositions	64	0	57	0	0	0	21	86	228	
		Total Non-Trial Dispositions	61	0	57	0	0	0	16	86	220	
		Total Trial Dispositions	3	0	0	0	0	0	5	0	8	
		Bunkerville Justice Court	New Filings (cases)	0	0	0	0	0	0	0	5	5
			Reopened (cases)	0	0	0	0	0	0	0	0	0
			Grand Total Dispositions	0	0	3	0	0	0	1	4	8
			Total Non-Trial Dispositions	0	0	3	0	0	0	1	4	8
		Goodsprings Justice Court	New Filings (cases)	8	0	27	0	0	0	1	9	45
	Reopened (cases)		1	0	0	0	0	0	0	0	1	
	Grand Total Dispositions		9	0	14	0	0	0	0	13	36	
	Total Non-Trial Dispositions		9	0	13	0	0	0	0	13	35	
	Henderson Justice Court	New Filings (cases)	2,342	16	4,453	2	0	33	238	467	7,551	
		Reopened (cases)	149	0	27	0	0	0	3	10	189	
		Grand Total Dispositions	2,078	10	3,497	0	0	27	188	454	6,254	
		Total Non-Trial Dispositions	1,997	10	3,495	0	0	27	174	454	6,157	
	Las Vegas Justice Court	New Filings (cases)	24,807	340	26,796	4	0	1,149	3,132	2,156	58,384	
		Reopened (cases)	4,511	16	303	0	0	73	160	236	5,299	
		Grand Total Dispositions	23,384	552	25,533	8	0	1,149	4,139	2,344	57,109	
		Total Non-Trial Dispositions	23,339	550	25,530	8	0	1,147	3,177	2,344	56,095	
	Laughlin Justice Court	New Filings (cases)	48	0	159	0	0	0	4	49	260	
		Reopened (cases)	1	0	1	0	0	0	0	2	4	
		Grand Total Dispositions	35	0	113	0	0	0	4	40	192	
		Total Non-Trial Dispositions	35	0	113	0	0	0	3	40	191	
Mesquite Justice Court	New Filings (cases)	42	0	113	0	0	1	11	61	228		
	Reopened (cases)	0	0	0	0	0	0	0	0	0		
	Grand Total Dispositions	32	0	72	0	0	1	11	60	176		
	Total Non-Trial Dispositions	32	0	70	0	0	1	5	60	168		
	Total Trial Dispositions	0	0	2	0	0	0	6	0	8		

Source: Uniform System for Judicial Records, Nevada AOC, Research and Statistics Unit.

Table B6-1. Civil Caseload Processed by Justice Courts in Nevada, Fiscal Year 2021.

Justice Court, Civil Caseload, Aggregate (4 of 4)			Real Property	Tort	Contract	Contested Liens	Petitions to Seal Records	Other Civil Matters	Small Claims	Protection Orders	Totals		
8th Judicial District Cont.	Clark County Cont.	Moapa Justice Court	New Filings (cases)	1	0	3	0	0	1	0	4	9	
			Reopened (cases)	1	0	0	0	0	0	0	2	3	
			Grand Total Dispositions	3	0	4	0	0	2	0	8	17	
			Total Non-Trial Dispositions	3	0	4	0	0	2	0	8	17	
			Total Trial Dispositions	0	0	0	0	0	0	0	0	0	
		Moapa Valley Justice Court	New Filings (cases)	14	0	31	0	0	0	0	0	37	82
			Reopened (cases)	0	0	1	0	0	0	0	0	0	1
			Grand Total Dispositions	13	0	3	0	0	0	1	35	52	
			Total Non-Trial Dispositions	13	0	3	0	0	0	1	35	52	
			Total Trial Dispositions	0	0	0	0	0	0	0	0	0	
		North Las Vegas Justice Court	New Filings (cases)	2,643	18	3,375	0	0	52	183	242	6,513	
			Reopened (cases)	7	0	7	0	0	0	2	18	34	
			Grand Total Dispositions ^c	2,095	20	5,651	1	0	53	298	249	8,367 ^c	
			Total Non-Trial Dispositions	2,095	20	5,651	1	0	53	251	249	8,320	
			Total Trial Dispositions	0	0	0	0	0	0	47	0	47	
Searchlight Justice Court	New Filings (cases)	9	0	3	0	0	0	1	2	15			
	Reopened (cases)	0	0	0	0	0	0	0	0	0			
	Grand Total Dispositions	10	0	1	0	0	0	0	1	12			
	Total Non-Trial Dispositions	10	0	1	0	0	0	0	1	12			
	Total Trial Dispositions	0	0	0	0	0	0	0	0	0			
9th Judicial District	Douglas County	East Fork Justice Court	New Filings (cases)	28	1	336	0	0	20	36	220	641	
			Reopened (cases)	0	0	0	0	0	0	2	2		
			Grand Total Dispositions	24	1	291	0	0	15	34	230	595	
			Total Non-Trial Dispositions	19	1	291	0	0	15	28	230	584	
			Total Trial Dispositions	5	0	0	0	0	0	6	0	11	
	Tahoe Justice Court	New Filings (cases)	5	0	15	0	0	27	7	24	78		
		Reopened (cases)	1	0	0	0	0	0	2	0	3		
		Grand Total Dispositions	3	0	13	0	0	27	13	25	81		
		Total Non-Trial Dispositions	3	0	13	0	0	27	7	25	75		
		Total Trial Dispositions	0	0	0	0	0	0	6	0	6		
10th Judicial District	Churchill County	New River Justice Court	New Filings (cases)	111	0	232	0	0	125	37	233	738	
			Reopened (cases)	0	0	2	0	0	2	0	1	5	
			Grand Total Dispositions	96	0	182	0	0	108	48	218	652	
			Total Non-Trial Dispositions	94	0	182	0	0	107	44	218	645	
			Total Trial Dispositions	2	0	0	0	0	1	4	0	7	
11th Judicial District	Lander County	Argenta Justice Court	New Filings (cases)	11	2	58	0	0	2	11	36	120	
			Reopened (cases)	0	0	0	0	0	1	0	10	11	
			Grand Total Dispositions	6	1	47	0	0	5	8	46	113	
			Total Non-Trial Dispositions	6	1	47	0	0	5	8	46	113	
			Total Trial Dispositions	0	0	0	0	0	0	0	0	0	
	Austin Justice Court	New Filings (cases)	0	0	4	0	0	2	0	1	7		
		Reopened (cases)	0	0	0	0	0	0	0	0	0		
		Grand Total Dispositions	0	0	0	0	0	1	0	1	2		
		Total Non-Trial Dispositions	0	0	0	0	0	1	0	1	2		
		Total Trial Dispositions	0	0	0	0	0	0	0	0	0		
	Mineral County	Hawthorne Justice Court	New Filings (cases)	17	0	24	0	0	0	9	48	98	
			Reopened (cases)	0	0	2	0	0	0	0	1	3	
			Grand Total Dispositions	15	0	22	0	0	2	5	70	114	
			Total Non-Trial Dispositions	15	0	22	0	0	2	5	70	114	
			Total Trial Dispositions	0	0	0	0	0	0	0	0	0	
Pershing County	Lake Justice Court	New Filings (cases)	16	0	23	0	0	14	27	38	118		
		Reopened (cases)	0	0	0	0	0	0	0	0	0		
		Grand Total Dispositions	16	0	34	0	0	0	43	43	136		
		Total Non-Trial Dispositions	16	0	34	0	0	0	43	43	136		
		Total Trial Dispositions	0	0	0	0	0	0	0	0	0		

^c Includes administrative case closures.

Source: Uniform System for Judicial Records, Nevada AOC, Research and Statistics Unit.

Table B6-2. Civil Caseload Processed by Justice Courts in Nevada, Fiscal Year 2021.

Justice Court, Civil Caseload (1 of 4)			Real Property			Tort					Contract						Contested Liens	Petitions to Seal Records	Other Civil Matters	Small Claims	Protection Orders			
			Landlord Tenant (Summary Eviction)	Unlawful Detainer/Complaint	Other Real Property	Auto Negligence	Premises Liability	Other Negligence	Intentional Misconduct	Other Tort	Credit Card Collection	Payday Loan Collection	Debt Collection Agency	Other Debt Collection	Contract Buyer Plaintiff	Other Contract					Domestic Violence Protection Orders	Non-DV Protection Orders	High-Risk Protection Orders	
Totals^a	Nevada Justice Courts	New Filings (cases)	33,747	394	337	327	5	25	10	70	28,865	2,468	4,398	3,862	314	3,084	9	2	1,807	5,209	1,459	5,557	2	
		Reopened (cases)	5,077	35	20	14	0	1	0	3	167	48	119	59	5	79	0	0	88	360	67	378	0	
		Grand Total Dispositions	31,876	538	461	494	14	40	11	82	23,817	5,689	5,285	4,413	685	2,702	13	6	2,508	6,855	1,525	5,720	2	
		Total Non-Trial Dispositions	31,370	489	446	492	14	39	11	82	23,813	5,688	5,281	4,411	682	2,696	13	6	2,489	5,401	1,525	5,720	2	
		Total Trial Dispositions	506	49	15	2	0	1	0	0	4	1	4	2	3	6	0	0	19	1,454	0	0	0	
1st Judicial District	Carson City Justice Court ^b	New Filings (cases)	524	2	0	2	0	0	0	0	466	0	256	28	36	41	3	0	105	174	242	258	0	
		Reopened (cases)	1	0	0	0	0	0	0	0	0	0	0	0	0	0	0	0	0	0	0	0	0	0
		Grand Total Dispositions	1,037	1	1	0	0	0	0	0	0	287	4	350	20	26	18	3	0	55	166	230	222	0
		Total Non-Trial Dispositions	988	1	1	0	0	0	0	0	0	286	4	349	20	26	18	3	0	53	56	230	222	0
		Total Trial Dispositions	49	0	0	0	0	0	0	0	1	0	1	0	0	0	0	0	2	110	0	0	0	
	Virginia City Justice Court	New Filings (cases)	1	1	0	0	0	0	0	0	6	0	1	0	1	0	0	0	1	5	10	13	0	
		Reopened (cases)	0	0	0	0	0	0	0	0	0	0	0	0	0	0	0	0	0	0	0	0	0	
		Grand Total Dispositions	4	1	0	0	0	0	0	0	4	0	2	0	1	0	0	0	0	5	7	15	0	
		Total Non-Trial Dispositions	3	1	0	0	0	0	0	0	4	0	2	0	1	0	0	0	0	5	7	15	0	
		Total Trial Dispositions	1	0	0	0	0	0	0	0	0	0	0	0	0	0	0	0	0	0	0	0	0	
2nd Judicial District	Incline Village Justice Court	New Filings (cases)	13	0	0	0	0	0	0	0	29	0	3	1	0	5	0	0	5	10	1	20	ND	
		Reopened (cases)	2	0	0	0	0	0	0	0	0	0	0	0	0	0	0	0	0	0	1	0	12	
		Grand Total Dispositions	5	0	0	0	0	0	0	0	0	16	0	5	1	1	3	0	0	2	11	0	28	
		Total Non-Trial Dispositions	5	0	0	0	0	0	0	0	0	16	0	5	1	1	3	0	0	2	6	0	28	
		Total Trial Dispositions	0	0	0	0	0	0	0	0	0	0	0	0	0	0	0	0	0	5	0	0	0	
	Reno Justice Court	New Filings (cases)	2,253	20	18	30	0	2	1	12	2,227	117	160	148	6	183	0	0	92	655	0	687	ND	
		Reopened (cases)	287	0	0	1	0	0	0	1	13	0	50	7	0	15	0	0	10	124	0	39		
		Grand Total Dispositions	2,397	20	19	27	2	2	1	15	1,643	350	795	173	45	169	0	0	841	883	0	646		
		Total Non-Trial Dispositions	2,158	19	5	27	2	1	1	15	1,643	350	794	172	44	167	0	0	834	784	0	646		
		Total Trial Dispositions	239	1	14	0	0	1	0	0	0	1	1	1	2	0	0	7	99	0	0			
	Sparks Justice Court	New Filings (cases)	731	7	2	8	0	0	1	2	1,202	74	80	62	5	63	0	0	81	264	0	190	ND	
		Reopened (cases)	106	0	0	0	0	0	0	0	0	0	7	2	0	0	0	0	1	40	0	26		
		Grand Total Dispositions	775	7	2	6	0	0	1	1	952	222	195	97	22	63	0	0	104	403	0	203		
		Total Non-Trial Dispositions	688	7	2	6	0	0	1	1	952	222	195	97	22	62	0	0	102	345	0	203		
		Total Trial Dispositions	87	0	0	0	0	0	0	0	0	0	0	0	1	1	0	0	2	58	0	0		
	Wadsworth Justice Court	New Filings (cases)	4	0	0	0	0	0	0	0	2	0	0	0	0	0	0	0	0	1	0	4	ND	
Reopened (cases)		0	0	0	0	0	0	0	0	0	0	0	0	0	0	0	0	0	0	0	0			
Grand Total Dispositions		6	0	0	0	0	0	0	0	4	0	0	1	0	0	0	0	2	3	0	1			
Total Non-Trial Dispositions		6	0	0	0	0	0	0	0	4	0	0	1	0	0	0	0	2	2	0	1			
	Total Trial Dispositions	0	0	0	0	0	0	0	0	0	0	0	0	0	0	0	0	1	0	0				
3rd Judicial District	Canal Justice Court	New Filings (cases)	262	1	1	0	0	0	0	0	315	0	14	10	11	21	0	0	1	40	69	160	ND	
		Reopened (cases)	0	0	0	0	0	0	0	0	4	0	0	0	0	0	0	0	0	0	0	0		
		Grand Total Dispositions	213	1	1	0	0	0	0	0	159	0	24	8	19	8	0	0	0	33	66	154		
		Total Non-Trial Dispositions	200	0	1	0	0	0	0	0	159	0	24	8	19	8	0	0	0	15	66	154		
		Total Trial Dispositions	13	1	0	0	0	0	0	0	0	0	0	0	0	0	0	0	0	18	0	0		
	Dayton Justice Court	New Filings (cases)	83	2	0	0	0	0	0	0	196	0	47	6	4	8	0	0	24	25	97	138	0	
		Reopened (cases)	1	0	0	0	0	0	0	0	1	0	2	0	0	0	0	0	1	1	0	0		
		Grand Total Dispositions	57	1	0	0	0	0	0	0	135	0	86	6	8	4	0	0	24	26	97	138		
		Total Non-Trial Dispositions	39	1	0	0	0	0	0	0	135	0	86	6	6	4	0	0	21	14	97	138		
		Total Trial Dispositions	18	0	0	0	0	0	0	0	0	0	0	2	0	0	0	3	12	0	0			
	Walker River Justice Court	New Filings (cases)	96	0	3	0	0	0	0	0	56	0	26	11	9	5	0	0	22	49	102	65	ND	
		Reopened (cases)	41	0	2	0	0	0	0	0	1	0	2	0	0	1	0	0	0	0	37	16		
Grand Total Dispositions		156	0	7	0	0	0	0	0	41	0	55	6	7	5	0	0	22	52	172	97			
Total Non-Trial Dispositions		155	0	7	0	0	0	0	0	41	0	55	6	7	5	0	0	21	25	172	97			
	Total Trial Dispositions	1	0	0	0	0	0	0	0	0	0	0	0	0	0	0	1	27	0	0				

^a Totals reflect aggregate information from the Nevada Justice Courts. Information contained herein may reflect non-standard reporting and is noted by subsequent footnotes. Petitions to Seal Records are USJR Phase III-specific measures and reported in Other Civil Matters in the USJR Phase II statistics as defined in the Nevada Courts Statistical Reporting Dictionary.

^b Carson City Justice Court includes Municipal Court information.

ND No data.

Source: Uniform System for Judicial Records, Nevada AOC, Research and Statistics Unit.

Table B6-2. Civil Caseload Processed by Justice Courts in Nevada, Fiscal Year 2021.

Justice Court, Civil Caseload (2 of 4)			Real Property			Tort					Contract						Contested Liens	Petitions to Seal Records	Other Civil Matters	Small Claims	Protection Orders						
			Landlord Tenant (Summary Eviction)	Unlawful Detainer/Complaint	Other Real Property	Auto Negligence	Premises Liability	Other Negligence	Intentional Misconduct	Other Tort	Credit Card Collection	Payday Loan Collection	Debt Collection Agency	Other Debt Collection	Contract Buyer Plaintiff	Other Contract					Domestic Violence Protection Orders	Non-DV Protection Orders	High-Risk Protection Orders				
4th Judicial District	Elko County	Carlin Justice Court	New Filings (cases)	17	0	0	0	0	0	0	0	0	12	0	0	1	1	2	0	0	2	0	8	13	1		
			Reopened (cases)	0	0	0	0	0	0	0	0	0	0	0	0	0	0	0	0	0	0	0	0	0	0	0	
			Grand Total Dispositions	17	0	0	0	0	0	0	0	6	0	2	1	0	3	0	0	0	0	0	31	7	13	1	0
			Total Non-Trial Dispositions	16	0	0	0	0	0	0	0	6	0	2	1	0	3	0	0	0	0	0	31	7	13	1	0
		Total Trial Dispositions	1	0	0	0	0	0	0	0	0	0	0	0	0	0	0	0	0	0	0	0	0	0	0	0	
		Eastline Justice Court	New Filings (cases)	6	0	0	0	0	0	0	0	22	0	1	2	1	1	0	0	0	0	3	2	12	28	0	0
			Reopened (cases)	0	0	0	0	0	0	0	0	0	0	0	0	0	0	0	0	0	0	0	0	0	0	0	0
			Grand Total Dispositions	7	1	0	0	0	0	0	0	15	0	0	1	1	1	0	0	0	0	1	3	12	28	0	0
			Total Non-Trial Dispositions	7	0	0	0	0	0	0	0	15	0	0	1	1	1	0	0	0	0	1	3	12	28	0	0
		Total Trial Dispositions	0	1	0	0	0	0	0	0	0	0	0	0	0	0	0	0	0	0	0	0	0	0	0	0	
		Elko Justice Court	New Filings (cases)	81	10	1	0	0	0	0	0	337	0	12	86	2	4	0	0	15	48	191	230	ND			
			Reopened (cases)	4	0	0	0	0	0	0	0	1	0	1	3	0	0	0	0	0	4	14	15				
			Grand Total Dispositions	80	2	1	2	0	0	0	0	254	1	24	94	4	3	1	0	35	164	203	245				
			Total Non-Trial Dispositions	80	1	1	2	0	0	0	0	254	1	23	94	4	3	1	0	34	154	203	245				
		Total Trial Dispositions	0	1	0	0	0	0	0	0	0	0	1	0	0	0	0	0	1	10	0	0					
		Wells Justice Court	New Filings (cases)	1	0	0	0	0	0	0	0	6	0	2	0	1	1	0	0	3	11	1	17	ND			
Reopened (cases)	1		0	0	0	0	0	0	0	0	0	0	0	0	0	0	0	0	0	0	0						
Grand Total Dispositions	1		0	0	0	0	0	0	0	4	0	4	1	1	1	0	0	1	4	0	15						
Total Non-Trial Dispositions	1		0	0	0	0	0	0	0	4	0	4	1	1	1	0	0	1	4	0	15						
Total Trial Dispositions	0	0	0	0	0	0	0	0	0	0	0	0	0	0	0	0	0	0	0	0							
5th Judicial District	Esmeralda County	Esmeralda Justice Court	New Filings (cases)	0	0	0	0	0	0	0	0	0	0	0	0	0	0	0	0	0	0	0	5	7	ND		
			Reopened (cases)	0	0	0	0	0	0	0	0	0	0	0	0	0	0	0	0	0	0	0	0	0			
			Grand Total Dispositions	0	0	0	0	0	0	0	0	0	0	0	0	0	0	0	0	0	0	0	0	5	7		
			Total Non-Trial Dispositions	0	0	0	0	0	0	0	0	0	0	0	0	0	0	0	0	0	0	0	0	5	7		
	Total Trial Dispositions	0	0	0	0	0	0	0	0	0	0	0	0	0	0	0	0	0	0	0	0	0	0	0			
	Nye County	Beatty Justice Court	New Filings (cases)	7	0	0	0	0	0	0	9	0	0	0	2	1	0	0	0	0	0	0	6	21	ND		
			Reopened (cases)	0	0	0	0	0	0	0	0	0	0	0	0	0	0	0	0	0	0	0	0	0			
			Grand Total Dispositions	6	0	0	0	0	0	0	0	5	0	0	0	1	0	0	0	0	0	0	4	9	30		
			Total Non-Trial Dispositions	6	0	0	0	0	0	0	0	5	0	0	0	1	0	0	0	0	0	0	4	9	30		
	Total Trial Dispositions	0	0	0	0	0	0	0	0	0	0	0	0	0	0	0	0	0	0	0	0	0	0	0			
	Nye County	Pahrump Justice Court	New Filings (cases)	90	2	0	1	0	0	1	482	0	8	42	1	0	0	2	0	38	146	196	0				
			Reopened (cases)	9	1	0	0	0	0	0	0	3	0	1	0	0	0	0	0	0	2	0	0	0	0		
			Grand Total Dispositions	99	6	0	0	0	0	0	0	337	1	7	20	11	0	0	6	0	37	146	196	0			
			Total Non-Trial Dispositions	97	6	0	0	0	0	0	0	336	1	7	20	11	0	0	6	0	22	146	196	0			
	Total Trial Dispositions	2	0	0	0	0	0	0	0	1	0	0	0	0	0	0	0	0	15	0	0	0	0				
	Nye County	Tonopah Justice Court	New Filings (cases)	12	0	0	0	0	0	0	10	0	0	1	0	1	0	0	1	6	15	16	0				
Reopened (cases)			1	0	0	0	0	0	0	0	0	0	0	0	0	0	0	0	0	0	0	0	0	0			
Grand Total Dispositions			12	0	0	0	0	0	0	0	12	0	3	1	0	1	0	0	4	6	12	13	0				
Total Non-Trial Dispositions			12	0	0	0	0	0	0	0	12	0	3	1	0	1	0	0	4	3	12	13	0				
Total Trial Dispositions	0	0	0	0	0	0	0	0	0	0	0	0	0	0	0	0	0	3	0	0	0	0					
6th Judicial District	Humboldt County	Union Justice Court	New Filings (cases)	32	0	0	0	0	0	0	120	0	5	8	9	5	0	0	7	126	64	127	0				
			Reopened (cases)	0	0	0	0	0	0	0	0	0	0	0	0	0	0	0	0	0	0	0	0	0			
			Grand Total Dispositions	21	0	0	0	0	0	0	0	81	0	7	6	5	4	0	0	2	133	59	122	0			
			Total Non-Trial Dispositions	17	0	0	0	0	0	0	0	81	0	7	6	5	4	0	0	2	128	59	122	0			
Total Trial Dispositions	4	0	0	0	0	0	0	0	0	0	0	0	0	0	0	0	0	5	0	0	0						
7th Judicial District	Eureka County	Eureka Justice Court	New Filings (cases)	0	0	0	0	0	0	0	4	0	1	0	0	0	0	0	1	0	13	12	1				
			Reopened (cases)	0	0	0	0	0	0	0	0	0	0	0	0	0	0	0	0	0	0	0	0	0			
			Grand Total Dispositions	0	0	0	0	0	0	0	0	2	0	1	0	0	0	0	0	0	0	12	11	1			
			Total Non-Trial Dispositions	0	0	0	0	0	0	0	0	2	0	1	0	0	0	0	0	0	0	12	11	1			
Total Trial Dispositions	0	0	0	0	0	0	0	0	0	0	0	0	0	0	0	0	0	0	0	0	0	0					

ND No data.

Source: Uniform System for Judicial Records, Nevada AOC, Research and Statistics Unit.

Table B6-2. Civil Caseload Processed by Justice Courts in Nevada, Fiscal Year 2021.

Justice Court, Civil Caseload (3 of 4)		Real Property			Tort					Contract						Contested Liens	Petitions to Seal Records	Other Civil Matters	Small Claims	Protection Orders							
		Landlord Tenant (Summary Eviction)	Unlawful Detainer/Complaint	Other Real Property	Auto Negligence	Premises Liability	Other Negligence	Intentional Misconduct	Other Tort	Credit Card Collection	Payday Loan Collection	Debt Collection Agency	Other Debt Collection	Contract Buyer Plaintiff	Other Contract					Domestic Violence Protection Orders	Non-DV Protection Orders	High-Risk Protection Orders					
																							Domestic Violence Protection Orders	Non-DV Protection Orders	High-Risk Protection Orders		
7th Judicial District Cont.	Lincoln County	Meadow Valley Justice Court	New Filings (cases)	4	0	0	0	0	0	0	0	0	0	5	0	2	1	1	0	0	0	15	3	3	23	ND	
		Reopened (cases)	0	0	0	0	0	0	0	0	0	0	0	0	0	0	0	0	0	0	0	0	0	0	1		
		Grand Total Dispositions	4	0	0	0	0	0	0	0	0	0	0	0	10	0	1	0	0	0	0	0	14	3	3	25	
		Total Non-Trial Dispositions	4	0	0	0	0	0	0	0	0	0	0	0	10	0	1	0	0	0	0	0	14	3	3	25	
		Total Trial Dispositions	0	0	0	0	0	0	0	0	0	0	0	0	0	0	0	0	0	0	0	0	0	0	0	0	
		Pahrnagat Valley Justice Court	New Filings (cases)	1	0	0	0	0	0	0	0	7	0	2	0	0	0	0	0	0	0	0	2	0	0	0	0
	Reopened (cases)	0	0	0	0	0	0	0	0	0	0	0	0	0	0	0	0	0	0	0	0	0	0	0	0	0	
	Grand Total Dispositions	2	0	0	0	0	0	0	0	0	7	0	2	0	0	0	0	0	0	0	0	2	0	0	0	0	
	Total Non-Trial Dispositions	2	0	0	0	0	0	0	0	0	7	0	2	0	0	0	0	0	0	0	0	2	0	0	0	0	
	Total Trial Dispositions	0	0	0	0	0	0	0	0	0	0	0	0	0	0	0	0	0	0	0	0	0	0	0	0	0	
	White Pine County	Ely Justice Court	New Filings (cases)	25	0	0	0	0	0	0	48	0	3	2	3	2	0	0	0	1	32	57	32	ND			
			Reopened (cases)	5	0	0	0	0	0	0	0	7	0	8	2	2	1	0	0	0	0	23	1	0			
Grand Total Dispositions			22	0	0	0	0	0	0	0	29	0	32	5	7	3	0	0	0	3	78	43	23				
Total Non-Trial Dispositions			21	0	0	0	0	0	0	0	29	0	32	5	7	3	0	0	0	3	38	43	23				
Total Trial Dispositions			1	0	0	0	0	0	0	0	0	0	0	0	0	0	0	0	0	0	40	0	0				
8th Judicial District			Clark County	Boulder Justice Court	New Filings (cases)	57	6	0	0	0	0	109	0	0	9	1	0	0	0	0	0	23	28	57	0		
	Reopened (cases)	0			0	0	0	0	0	0	0	0	0	0	0	0	0	0	0	0	0	0	0	0	0	0	
	Grand Total Dispositions	58			6	0	0	0	0	0	0	46	0	0	6	2	3	0	0	0	21	28	58	0			
	Total Non-Trial Dispositions	55			6	0	0	0	0	0	0	46	0	0	6	2	3	0	0	0	0	16	28	58	0		
	Total Trial Dispositions	3			0	0	0	0	0	0	0	0	0	0	0	0	0	0	0	0	0	5	0	0	0	0	0
	Bunkerville Justice Court	New Filings (cases)			0	0	0	0	0	0	0	0	0	0	0	0	0	0	0	0	0	0	0	1	4	0	
		Reopened (cases)		0	0	0	0	0	0	0	0	0	0	0	0	0	0	0	0	0	0	0	0	0	0	0	0
		Grand Total Dispositions		0	0	0	0	0	0	0	0	3	0	0	0	0	0	0	0	0	0	1	1	3	0		
		Total Non-Trial Dispositions		0	0	0	0	0	0	0	0	3	0	0	0	0	0	0	0	0	0	1	1	3	0		
		Total Trial Dispositions		0	0	0	0	0	0	0	0	0	0	0	0	0	0	0	0	0	0	0	0	0	0	0	0
		Goodsprings Justice Court		New Filings (cases)	7	1	0	0	0	0	0	26	1	0	0	0	0	0	0	0	0	1	0	9	ND		
	Reopened (cases)			1	0	0	0	0	0	0	0	0	0	0	0	0	0	0	0	0	0	0	0	0	0	0	
	Grand Total Dispositions			9	0	0	0	0	0	0	14	0	0	0	0	0	0	0	0	0	0	0	3	10			
	Total Non-Trial Dispositions			9	0	0	0	0	0	0	13	0	0	0	0	0	0	0	0	0	0	0	3	10			
	Total Trial Dispositions			0	0	0	0	0	0	0	1	0	0	0	0	0	0	0	0	0	0	0	0	0	0	0	0
	Henderson Justice Court			New Filings (cases)	2,293	34	15	8	0	4	0	4	3,275	216	154	539	13	256	2	0	33	238	0	467	0		
		Reopened (cases)		148	1	0	0	0	0	0	0	16	3	1	4	0	3	0	0	0	3	0	10	0			
		Grand Total Dispositions		2,045	22	11	2	1	2	0	5	2,465	319	104	417	44	148	0	0	27	188	0	454	0			
		Total Non-Trial Dispositions		1,964	22	11	2	1	2	0	5	2,465	318	104	416	44	148	0	0	27	174	0	454	0			
		Total Trial Dispositions		81	0	0	0	0	0	0	0	0	1	0	1	0	0	0	0	0	14	0	0	0	0	0	0
		Las Vegas Justice Court		New Filings (cases)	24,268	276	263	262	5	18	7	48	16,707	1,878	3,395	2,462	162	2,192	4	0	1,149	3,132	0	2,156	ND		
	Reopened (cases)			4,463	31	17	13	0	1	0	2	114	43	45	39	3	59	0	0	73	160	0	236				
	Grand Total Dispositions			22,750	353	281	443	11	33	5	60	13,595	3,440	3,125	2,920	396	2,057	8	0	1,149	4,139	0	2,344				
	Total Non-Trial Dispositions			22,750	308	281	441	11	33	5	60	13,595	3,440	3,125	2,920	396	2,054	8	0	1,147	3,177	0	2,344				
Total Trial Dispositions	0		45	0	2	0	0	0	0	0	0	0	0	0	3	0	0	2	962	0	0						
Laughlin Justice Court	New Filings (cases)		48	0	0	0	0	0	0	0	103	0	1	5	0	50	0	0	0	4	17	32	0				
	Reopened (cases)	1	0	0	0	0	0	0	0	1	0	0	0	0	0	0	0	0	0	0	2	0					
	Grand Total Dispositions	35	0	0	0	0	0	0	0	58	0	0	1	2	52	0	0	0	4	13	27	0					
	Total Non-Trial Dispositions	35	0	0	0	0	0	0	0	58	0	0	1	2	52	0	0	0	3	13	27	0					
	Total Trial Dispositions	0	0	0	0	0	0	0	0	0	0	0	0	0	0	0	0	0	1	0	0	0	0	0	0		
	Mesquite Justice Court	New Filings (cases)	40	1	1	0	0	0	0	0	94	0	9	9	1	0	0	0	1	11	36	25	0				
Reopened (cases)		0	0	0	0	0	0	0	0	0	0	0	0	0	0	0	0	0	0	0	0	0	0				
Grand Total Dispositions		32	0	0	0	0	0	0	0	61	0	7	2	1	1	0	0	1	11	34	26	0					
Total Non-Trial Dispositions		32	0	0	0	0	0	0	0	60	0	6	2	1	1	0	0	1	5	34	26	0					
Total Trial Dispositions		0	0	0	0	0	0	0	0	1	0	1	0	0	0	0	0	0	6	0	0	0	0	0	0		
Moapa Justice Court		New Filings (cases)	1	0	0	0	0	0	0	0	1	0	2	0	0	0	0	0	1	0	3	1	0				
	Reopened (cases)	1	0	0	0	0	0	0	0	0	0	0	0	0	0	0	0	0	0	2	0	0	0				
	Grand Total Dispositions	3	0	0	0	0	0	0	0	2	0	0	1	1	0	0	0	2	0	7	1	0					
	Total Non-Trial Dispositions	3	0	0	0	0	0	0	0	2	0	0	1	1	0	0	0	2	0	7	1	0					
	Total Trial Dispositions	0	0	0	0	0	0	0	0	0	0	0	0	0	0	0	0	0	0	0	0	0	0	0	0		

ND No data.

Table B6-2. Civil Caseload Processed by Justice Courts in Nevada, Fiscal Year 2021.

Justice Court, Civil Caseload (4 of 4)				Real Property			Tort					Contract						Contested Liens	Petitions to Seal Records	Other Civil Matters	Small Claims	Protection Orders					
				Landlord Tenant (Summary Eviction)	Unlawful Detainer/Complaint	Other Real Property	Auto Negligence	Premises Liability	Other Negligence	Intentional Misconduct	Other Tort	Credit Card Collection	Payday Loan Collection	Debt Collection Agency	Other Debt Collection	Contract Buyer Plaintiff	Other Contract					Domestic Violence Protection Orders	Non-DV Protection Orders	High-Risk Protection Orders			
8th Judicial District Cont.	Clark County Cont.	Moapa Valley Justice Court	New Filings (cases)	14	0	0	0	0	0	0	0	0	21	0	6	1	0	3	0	0	0	0	12	25	ND		
			Reopened (cases)	0	0	0	0	0	0	0	0	0	0	0	0	0	0	0	0	0	0	0	0	0	0	0	0
			Grand Total Dispositions	13	0	0	0	0	0	0	0	0	0	3	0	0	0	0	0	0	0	0	0	1	13	22	
		Total Non-Trial Dispositions	13	0	0	0	0	0	0	0	0	0	3	0	0	0	0	0	0	0	0	0	1	13	22		
		Total Trial Dispositions	0	0	0	0	0	0	0	0	0	0	0	0	0	0	0	0	0	0	0	0	0	0	0	0	
		North Las Vegas Justice Court	New Filings (cases)	2,587	25	31	15	0	1	0	2	2,480	182	114	373	21	205	0	0	52	183	1	241	ND			
	Reopened (cases)		4	2	1	0	0	0	0	0	4	2	0	1	0	0	0	0	0	0	2	0	18				
	Grand Total Dispositions ^c		1,847	112	136	14	0	3	3	0	3,253	1,352	254	597	62	133	1	0	53	298	1	248					
	Total Non-Trial Dispositions	1,847	112	136	14	0	3	3	0	3,253	1,352	254	597	62	133	1	0	53	298	1	248						
	Total Trial Dispositions	0	0	0	0	0	0	0	0	0	0	0	0	0	0	0	0	0	0	0	0	0	0	0	0		
	Searchlight Justice Court	New Filings (cases)	7	2	0	0	0	0	0	0	2	0	0	1	0	0	0	0	0	0	0	1	0	2	0		
		Reopened (cases)	0	0	0	0	0	0	0	0	0	0	0	0	0	0	0	0	0	0	0	0	0	0	0		
Grand Total Dispositions		8	2	0	0	0	0	0	0	0	0	0	1	0	0	0	0	0	0	0	0	1	0	0			
Total Non-Trial Dispositions	8	2	0	0	0	0	0	0	0	0	0	1	0	0	0	0	0	0	0	0	1	0	0	0			
Total Trial Dispositions	0	0	0	0	0	0	0	0	0	0	0	0	0	0	0	0	0	0	0	0	0	0	0	0			
9th Judicial District	Douglas County	East Fork Justice Court	New Filings (cases)	25	2	1	0	0	0	1	0	219	0	76	29	0	12	0	0	20	36	112	108	0			
			Reopened (cases)	0	0	0	0	0	0	0	0	0	0	0	0	0	0	0	0	0	0	1	1	0	0		
			Grand Total Dispositions	22	0	2	0	0	0	1	0	146	0	128	6	4	7	0	0	15	34	117	113	0	0		
		Total Non-Trial Dispositions	18	0	1	0	0	0	1	0	146	0	128	6	4	7	0	0	15	28	117	113	0	0			
		Total Trial Dispositions	4	0	1	0	0	0	0	0	0	0	0	0	0	0	0	0	6	0	0	0	0	0			
		Tahoe Justice Court	New Filings (cases)	5	0	0	0	0	0	0	9	0	0	0	4	2	0	0	27	7	11	13	0	0			
	Reopened (cases)		1	0	0	0	0	0	0	0	0	0	0	0	0	0	0	0	2	0	0	0	0				
	Grand Total Dispositions		3	0	0	0	0	0	0	5	0	6	1	0	1	0	0	27	7	10	15	0	0				
	Total Non-Trial Dispositions	3	0	0	0	0	0	0	5	0	6	1	0	1	0	0	27	7	10	15	0	0					
	Total Trial Dispositions	0	0	0	0	0	0	0	0	0	0	0	0	0	0	0	0	6	0	0	0	0					
	Churchill County	New River Justice Court	New Filings (cases)	110	0	1	0	0	0	0	189	0	5	9	14	15	0	0	125	37	123	110	0				
			Reopened (cases)	0	0	0	0	0	0	0	1	0	1	0	0	0	0	0	2	0	1	0	0				
Grand Total Dispositions			96	0	0	0	0	0	0	127	0	18	17	11	9	0	0	108	48	112	106	0					
Total Non-Trial Dispositions	94	0	0	0	0	0	0	127	0	18	17	11	9	0	0	107	44	112	106	0							
Total Trial Dispositions	2	0	0	0	0	0	0	0	0	0	0	0	0	0	0	1	4	0	0	0							
11th Judicial District	Lander County	Argenta Justice Court	New Filings (cases)	10	1	0	1	0	0	1	42	0	7	6	3	0	0	2	11	21	15	0					
			Reopened (cases)	0	0	0	0	0	0	0	0	0	0	0	0	0	0	0	1	0	8	2	0				
			Grand Total Dispositions	4	2	0	0	0	0	1	30	0	13	1	1	2	0	0	5	8	29	17	0				
		Total Non-Trial Dispositions	4	2	0	0	0	0	1	30	0	13	1	1	2	0	0	5	8	29	17	0					
		Total Trial Dispositions	0	0	0	0	0	0	0	0	0	0	0	0	0	0	0	0	0	0	0	0					
		Austin Justice Court	New Filings (cases)	0	0	0	0	0	0	0	2	0	1	1	0	0	0	0	2	0	0	1	0				
	Reopened (cases)		0	0	0	0	0	0	0	0	0	0	0	0	0	0	0	0	0	0	0	0					
	Grand Total Dispositions		0	0	0	0	0	0	0	0	0	0	0	0	0	0	0	1	0	1	0	0					
	Total Non-Trial Dispositions	0	0	0	0	0	0	0	0	0	0	0	0	0	0	0	1	0	1	0	0						
	Total Trial Dispositions	0	0	0	0	0	0	0	0	0	0	0	0	0	0	0	0	0	0	0	0						
	Mineral County	Hawthorne Justice Court	New Filings (cases)	17	0	0	0	0	0	0	11	0	0	8	2	3	0	0	9	26	22	0					
			Reopened (cases)	0	0	0	0	0	0	0	1	0	1	0	0	0	0	0	0	1	0	0					
Grand Total Dispositions			15	0	0	0	0	0	0	13	0	7	1	0	1	0	0	2	5	41	29	0					
Total Non-Trial Dispositions	15	0	0	0	0	0	0	13	0	7	1	0	1	0	0	2	5	41	29	0							
Total Trial Dispositions	0	0	0	0	0	0	0	0	0	0	0	0	0	0	0	0	0	0	0	0							
Pershing County	Lake Justice Court	New Filings (cases)	15	1	0	0	0	0	0	14	0	5	1	0	3	0	0	14	27	26	12	0					
		Reopened (cases)	0	0	0	0	0	0	0	0	0	0	0	0	0	0	0	0	0	0	0	0					
		Grand Total Dispositions	15	1	0	0	0	0	0	13	0	17	1	1	2	0	0	0	43	30	13	0					
Total Non-Trial Dispositions	15	1	0	0	0	0	0	13	0	17	1	1	2	0	0	0	43	30	13	0							
Total Trial Dispositions	0	0	0	0	0	0	0	0	0	0	0	0	0	0	0	0	0	0	0	0							

^c Includes administrative case closures.

ND No data.

Source: Uniform System for Judicial Records, Nevada AOC, Research and Statistics Unit.

Table B7-1. Criminal Caseload Processed by Municipal Courts in Nevada, Fiscal Year 2021.

Municipal Court, Criminal Caseload, Aggregate (1 of 2)			Misdemeanor (Non-Traffic), Total	Traffic and Parking Totals	
Totals^a	Nevada Municipal Courts	New Filings (cases)	39,086	97,510	
		Reopened (cases)	2,895	3,730	
		Charges	50,617	130,781	
		Grand Total Dispositions	36,684	97,220	
		Total Non-Trial Dispositions	36,504	97,069	
		Total Trial Dispositions	180	151	
2nd Judicial District	Washoe County	Reno Municipal Court	New Filings (cases)	4,951	12,727
		Reopened (cases)	358	88	
		Charges	5,687	16,871	
		Grand Total Dispositions	5,881	13,055	
		Total Non-Trial Dispositions	5,871	13,034	
		Total Trial Dispositions	10	21	
	Sparks Municipal Court	New Filings (cases)	1,623	3,260	
		Reopened (cases) ^b	7	3	
		Charges	1,899	5,044	
		Grand Total Dispositions	1,841	3,301	
		Total Non-Trial Dispositions	1,839	3,298	
		Total Trial Dispositions	2	3	
3rd Judicial District	Lyon County	Fernley Municipal Court	New Filings (cases)	348	2,018
		Reopened (cases)	0	0	
		Charges	499	2,739	
		Grand Total Dispositions	306	1,931	
		Total Non-Trial Dispositions	302	1,928	
		Total Trial Dispositions	4	3	
	Yerington Municipal Court	New Filings (cases)	60	70	
		Reopened (cases)	1	0	
		Charges	75	99	
		Grand Total Dispositions	43	66	
		Total Non-Trial Dispositions	42	66	
		Total Trial Dispositions	1	0	
4th Judicial District	Elko County	Carlin Municipal Court	New Filings (cases)	29	87
		Reopened (cases)	0	0	
		Charges	34	97	
		Grand Total Dispositions	30	95	
		Total Non-Trial Dispositions	29	93	
		Total Trial Dispositions	1	2	
		Elko Municipal Court	New Filings (cases)	265	209
			Reopened (cases)	84	12
			Charges	347	283
			Grand Total Dispositions	372	245
			Total Non-Trial Dispositions	365	243
			Total Trial Dispositions	7	2
	Wells Municipal Court	New Filings (cases)	10	8	
		Reopened (cases)	0	0	
		Charges	14	8	
		Grand Total Dispositions	8	6	
		Total Non-Trial Dispositions	8	6	
		Total Trial Dispositions	0	0	
	West Wendover Municipal Court	New Filings (cases)	140	299	
		Reopened (cases)	5	0	
		Charges	183	324	
		Grand Total Dispositions	103	294	
		Total Non-Trial Dispositions	99	294	
		Total Trial Dispositions	4	0	

^a Totals reflect aggregate information from the Nevada Municipal Courts. Information contained herein may reflect non-standard reporting and is noted by subsequent footnotes. Case types determined by the USJR charge hierarchy defined in the Nevada Courts Statistical Reporting Dictionary.

^b Reopened (cases) under-reported.

Source: Uniform System for Judicial Records, Nevada AOC, Research and Statistics Unit.

Table B7-1. Criminal Caseload Processed by Municipal Courts in Nevada, Fiscal Year 2021.

Municipal Court, Criminal Caseload, Aggregate (2 of 2)			Misdemeanor (Non-Traffic), Total	Traffic and Parking Totals		
7th Judicial District	Lincoln County	Caliente Municipal Court	New Filings (cases)	1	0	
			Reopened (cases)	0	0	
			Charges	1	0	
			Grand Total Dispositions	1	0	
			Total Non-Trial Dispositions	1	0	
			Total Trial Dispositions	0	0	
	White Pine County	Ely Municipal Court	New Filings (cases)	124	261	
			Reopened (cases)	0	0	
			Charges	154	344	
			Grand Total Dispositions	127	269	
		Total Non-Trial Dispositions	124	269		
		Total Trial Dispositions	3	0		
8th Judicial District	Clark County	Boulder Municipal Court	New Filings (cases)	578	2,511	
			Reopened (cases)	3	12	
			Charges	906	3,442	
			Grand Total Dispositions	505	2,894	
			Total Non-Trial Dispositions	498	2,891	
				Total Trial Dispositions	7	3
		Henderson Municipal Court	New Filings (cases)	4,877	14,808	
			Reopened (cases)	2,418	3,587	
			Charges	6,557	18,698	
			Grand Total Dispositions	6,447	16,211	
			Total Non-Trial Dispositions	6,419	16,176	
				Total Trial Dispositions	28	35
	Las Vegas Municipal Court	New Filings (cases)	21,024	43,589		
		Reopened (cases)	19	28		
		Charges	28,013	55,615		
		Grand Total Dispositions	15,831	43,043		
		Total Non-Trial Dispositions	15,760	43,003		
			Total Trial Dispositions	71	40	
	Mesquite Municipal Court	New Filings (cases)	659	1,210		
		Reopened (cases)	0	0		
		Charges	836	1,564		
		Grand Total Dispositions	531	1,051		
		Total Non-Trial Dispositions	527	1,050		
			Total Trial Dispositions	4	1	
North Las Vegas Municipal Court	New Filings (cases)	4,086	16,177			
	Reopened (cases)	0	0			
	Charges	5,088	25,251			
	Grand Total Dispositions	4,342	14,457			
	Total Non-Trial Dispositions	4,307	14,416			
		Total Trial Dispositions	35	41		
10th Judicial District	Churchill County	Fallon Municipal Court	New Filings (cases)	311	276	
			Reopened (cases)	0	0	
			Charges	324	402	
			Grand Total Dispositions	316	302	
			Total Non-Trial Dispositions	313	302	
				Total Trial Dispositions	3	0

Source: Uniform System for Judicial Records, Nevada AOC, Research and Statistics Unit.

Table B7-2. Criminal Caseload Processed by Municipal Courts in Nevada, Fiscal Year 2021.

Municipal Court, Criminal Caseload, Misdemeanor (1 of 3)			Crimes Against Persons, Misdemeanor	Domestic Violence, Misdemeanor	Older/Vulnerable Persons Abuse, Misdemeanor	Protection Order Violation, Misdemeanor	Crimes Against Property, Misdemeanor	Drugs, Misdemeanor	Weapons, Misdemeanor	Public Order, Misdemeanor	Motor Vehicle - DUI, Misdemeanor	Motor Vehicle - Reckless, Misdemeanor	Other, Misdemeanor	Traffic, Misdemeanor	Parking	
Totals^a	Nevada Municipal Courts	New Filings (cases)	3,956	6,419	24	486	4,904	3,496	182	3,566	4,708	865	10,480	96,816	694	
		Reopened (cases)	210	673	2	68	383	480	5	73	405	27	569	3,685	45	
		Charges	4,943	6,842	27	577	5,654	4,837	300	4,846	7,646	1,274	13,671	129,898	883	
		Grand Total Dispositions	3,605	6,510	18	479	5,494	3,607	135	3,514	3,380	822	9,120	96,302	918	
		Total Non-Trial Dispositions	3,571	6,467	17	479	5,480	3,601	135	3,496	3,365	816	9,077	96,152	917	
	Total Trial Dispositions	34	43	1	0	14	6	0	18	15	6	43	150	1		
2nd Judicial District	Washoe County	Reno Municipal Court	New Filings (cases)	453	349	20	19	1,821	197	11	697	784	124	476	12,721	6
			Reopened (cases)	48	83	2	2	36	8	1	17	147	2	12	88	0
			Charges	496	395	23	23	2,007	237	13	772	842	193	686	16,833	38
			Grand Total Dispositions	495	403	16	23	2,185	262	8	893	746	124	726	13,045	10
			Total Non-Trial Dispositions	492	402	15	23	2,182	262	8	893	746	123	725	13,024	10
		Total Trial Dispositions	3	1	1	0	3	0	0	0	0	1	1	21	0	
		Sparks Municipal Court	New Filings (cases)	164	303	0	32	516	131	4	104	225	17	127	3,141	119
		Reopened (cases)^b	3	0	0	0	1	1	0	0	2	0	0	3 ^b	0 ^b	
		Charges	175	318	0	33	589	177	6	129	251	26	195	4,858	186	
		Grand Total Dispositions	161	367	0	40	547	153	5	129	271	24	144	3,182	119	
	Total Non-Trial Dispositions	160	367	0	40	546	153	5	129	271	24	144	3,179	119		
	Total Trial Dispositions	1	0	0	0	1	0	0	0	0	0	0	3	0		
3rd Judicial District	Lyon County	Fernley Municipal Court	New Filings (cases)	58	0	0	3	98	31	1	18	72	7	60	2,004	14
			Reopened (cases)	0	0	0	0	0	0	0	0	0	0	0	0	0
			Charges	70	0	0	3	117	36	2	21	82	9	159	2,724	15
			Grand Total Dispositions	61	4	0	2	85	31	3	19	55	5	41	1,918	13
			Total Non-Trial Dispositions	61	4	0	2	85	31	3	18	53	5	40	1,915	13
		Total Trial Dispositions	0	0	0	0	0	0	0	1	2	0	1	3	0	
		Yerington Municipal Court	New Filings (cases)	1	16	0	1	0	4	0	0	11	1	26	70	0
		Reopened (cases)	0	0	0	0	0	0	0	0	0	0	1	0	0	
		Charges	1	17	0	1	0	6	0	4	11	2	33	99	0	
		Grand Total Dispositions	1	11	0	3	1	0	0	2	6	0	19	66	0	
	Total Non-Trial Dispositions	1	11	0	3	1	0	0	2	6	0	18	66	0		
	Total Trial Dispositions	0	0	0	0	0	0	0	0	0	0	1	0	0		

^a Totals reflect aggregate information from the Nevada Municipal Courts. Information contained herein may reflect non-standard reporting and is noted by subsequent footnotes. Case types determined by the USJR charge hierarchy defined in the Nevada Courts Statistical Reporting Dictionary.

^b Reopened (cases) under-reported.

Source: Uniform System for Judicial Records, Nevada AOC, Research and Statistics Unit.

Table B7-2. Criminal Caseload Processed by Municipal Courts in Nevada, Fiscal Year 2021.

		Municipal Court, Criminal Caseload, Misdemeanor (2 of 3)		Crimes Against Persons, Misdemeanor	Domestic Violence, Misdemeanor	Older/Vulnerable Persons Abuse, Misdemeanor	Protection Order Violation, Misdemeanor	Crimes Against Property, Misdemeanor	Drugs, Misdemeanor	Weapons, Misdemeanor	Public Order, Misdemeanor	Motor Vehicle - DUI, Misdemeanor	Motor Vehicle - Reckless, Misdemeanor	Other, Misdemeanor	Traffic, Misdemeanor	Parking		
4th Judicial District	Elko County	Carlin Municipal Court	New Filings (cases)	2	0	0	0	0	0	0	12	0	0	15	84	3		
			Reopened (cases)	0	0	0	0	0	0	0	0	0	0	0	0	0	0	0
			Charges	2	0	0	0	0	0	0	0	0	14	0	0	18	94	3
			Grand Total Dispositions	1	0	0	0	0	0	0	0	0	14	0	0	15	92	3
			Total Non-Trial Dispositions	1	0	0	0	0	0	0	0	0	14	0	0	14	90	3
			Total Trial Dispositions	0	0	0	0	0	0	0	0	0	0	0	0	1	2	0
		Elko Municipal Court	New Filings (cases)	7	0	0	0	77	0	0	46	10	68	57	209	0		
			Reopened (cases)	0	0	0	0	21	0	0	17	0	12	34	11	1		
			Charges	7	0	0	0	77	0	0	57	14	131	61	283	0		
			Grand Total Dispositions	1	0	0	0	107	0	0	54	6	106	98	242	3		
			Total Non-Trial Dispositions	1	0	0	0	104	0	0	54	6	103	97	240	3		
			Total Trial Dispositions	0	0	0	0	3	0	0	0	0	3	1	2	0		
		Wells Municipal Court	New Filings (cases)	3	0	0	0	4	0	0	1	0	0	2	8	0		
			Reopened (cases)	0	0	0	0	0	0	0	0	0	0	0	0	0		
			Charges	4	0	0	0	4	0	0	2	0	0	4	8	0		
	Grand Total Dispositions		1	0	0	0	5	0	0	2	0	0	0	6	0			
	Total Non-Trial Dispositions		1	0	0	0	5	0	0	2	0	0	0	6	0			
	Total Trial Dispositions		0	0	0	0	0	0	0	0	0	0	0	0	0			
	West Wendover Municipal Court	New Filings (cases)	25	1	0	0	48	0	0	10	27	7	22	299	0			
		Reopened (cases)	0	0	0	0	0	0	0	2	2	1	0	0	0			
Charges		27	1	0	0	58	0	0	28	30	11	28	324	0				
Grand Total Dispositions		11	0	0	0	35	0	0	8	25	5	19	293	1				
Total Non-Trial Dispositions		11	0	0	0	35	0	0	6	23	5	19	293	1				
Total Trial Dispositions		0	0	0	0	0	0	0	2	2	0	0	0	0				
7th Judicial District	Lincoln County	Caliente Municipal Court	New Filings (cases)	0	0	0	0	0	0	0	0	0	1	0	0			
			Reopened (cases)	0	0	0	0	0	0	0	0	0	0	0	0	0		
			Charges	0	0	0	0	0	0	0	0	0	0	1	0	0		
			Grand Total Dispositions	0	0	0	0	0	0	0	0	0	0	0	1	0	0	
			Total Non-Trial Dispositions	0	0	0	0	0	0	0	0	0	0	0	1	0	0	
	Total Trial Dispositions	0	0	0	0	0	0	0	0	0	0	0	0	0	0			
	White Pine County	Ely Municipal Court	New Filings (cases)	9	0	0	0	12	8	0	62	26	3	4	261	0		
			Reopened (cases)	0	0	0	0	0	0	0	0	0	0	0	0	0		
			Charges	10	0	0	0	14	9	0	85	26	5	5	344	0		
			Grand Total Dispositions	7	0	0	0	10	8	0	74	25	1	2	268	1		
Total Non-Trial Dispositions			6	0	0	0	10	8	0	72	25	1	2	268	1			
Total Trial Dispositions	1	0	0	0	0	0	0	2	0	0	0	0	0					

Source: Uniform System for Judicial Records, Nevada AOC, Research and Statistics Unit.

Table B7-2. Criminal Caseload Processed by Municipal Courts in Nevada, Fiscal Year 2021.

		Municipal Court, Criminal Caseload, Misdemeanor (3 of 3)												Traffic, Misdemeanor	Parking	
		Crimes Against Persons, Misdemeanor	Domestic Violence, Misdemeanor	Older/Vulnerable Persons Abuse, Misdemeanor	Protection Order Violation, Misdemeanor	Crimes Against Property, Misdemeanor	Drugs, Misdemeanor	Weapons, Misdemeanor	Public Order, Misdemeanor	Motor Vehicle - DUI, Misdemeanor	Motor Vehicle - Reckless, Misdemeanor	Other, Misdemeanor				
8th Judicial District	Clark County	Boulder Municipal Court	New Filings (cases)	67	3	0	8	50	68	4	34	107	123	114	2,481	30
			Reopened (cases)	2	0	0	0	0	0	0	0	0	0	1	12	0
			Charges	71	33	0	13	75	141	10	53	127	136	247	3,401	41
			Grand Total Dispositions	62	8	0	10	51	42	3	32	59	124	114	2,864	30
			Total Non-Trial Dispositions	58	8	0	10	51	41	3	31	59	124	113	2,862	29
			Total Trial Dispositions	4	0	0	0	0	1	0	1	0	0	1	2	1
		Henderson Municipal Court	New Filings (cases)	300	1,108	1	101	529	838	26	125	405	38	1,406	14,544	264
			Reopened (cases)	154	583	0	66	323	470	4	35	250	12	521	3,565	22
			Charges	328	1,168	1	134	585	1,236	29	146	513	46	2,371	18,408	290
			Grand Total Dispositions	482	1,440	1	171	813	1,138	25	134	535	30	1,678	15,777	434
			Total Non-Trial Dispositions	476	1,430	1	171	809	1,137	25	133	533	30	1,674	15,742	434
			Total Trial Dispositions	6	10	0	0	4	1	0	1	2	0	4	35	0
		Las Vegas Municipal Court	New Filings (cases)	2,442	3,672	0	241	1,153	1,714	89	2,376	2,418	232	6,687	43,436	153
			Reopened (cases)	3	7	0	0	2	1	0	2	4	0	0	6	22
			Charges	3,280	3,892	0	268	1,372	2,408	188	3,431	5,082	447	7,645	55,460	155
			Grand Total Dispositions	1,869	3,194	0	159	1,058	1,481	45	2,089	1,036	102	4,798	42,857	186
			Total Non-Trial Dispositions	1,859	3,172	0	159	1,056	1,478	45	2,078	1,030	101	4,782	42,817	186
			Total Trial Dispositions	10	22	0	0	2	3	0	11	6	1	16	40	0
		Mesquite Municipal Court	New Filings (cases)	41	89	0	10	278	85	2	62	55	4	33	1,191	19
			Reopened (cases)	0	0	0	0	0	0	0	0	0	0	0	0	0
			Charges	51	96	0	10	358	121	4	84	61	5	46	1,544	20
			Grand Total Dispositions	40	82	0	9	208	56	2	46	52	6	30	1,033	18
			Total Non-Trial Dispositions	40	80	0	9	207	56	2	46	52	6	29	1,032	18
			Total Trial Dispositions	0	2	0	0	1	0	0	0	0	0	1	1	0
North Las Vegas Municipal Court	New Filings (cases)	371	854	0	67	265	411	44	2	544	241	1,287	16,091	86		
	Reopened (cases)	0	0	0	0	0	0	0	0	0	0	0	0	0		
	Charges	407	898	0	88	339	456	47	2	582	263	2,006	25,116	135		
	Grand Total Dispositions	395	967	0	58	331	427	43	3	537	295	1,286	14,357	100		
	Total Non-Trial Dispositions	386	962	0	58	331	426	43	3	534	294	1,270	14,316	100		
	Total Trial Dispositions	9	5	0	0	0	1	0	0	3	1	16	41	0		
10th Judicial District	Churchill County	Fallon Municipal Court	New Filings (cases)	13	24	3	4	53	9	1	17	24	0	163	276	0
			Reopened (cases)	0	0	0	0	0	0	0	0	0	0	0	0	0
			Charges	14	24	3	4	59	10	1	18	25	0	166	402	0
			Grand Total Dispositions	18	34	1	4	58	9	1	15	27	0	149	302	0
			Total Non-Trial Dispositions	18	31	1	4	58	9	1	15	27	0	149	302	0
			Total Trial Dispositions	0	3	0	0	0	0	0	0	0	0	0	0	0

Source: Uniform System for Judicial Records, Nevada AOC, Research and Statistics Unit.

Table B8. Civil Caseload Processed by Municipal Courts in Nevada, Fiscal Year 2021.

Municipal Court, Civil Caseload, Aggregate (1 of 2)			Real Property	Tort	Contract	Contested Liens	Petitions to Seal Records	Other Civil Matters	Totals	
Totals^a	Nevada Municipal Courts	New Filings (cases)	0	0	0	0	178	713	891	
		Reopened (cases)	0	0	0	0	0	150	150	
		Grand Total Dispositions	0	0	0	0	210	847	1,057	
		Total Non-Trial Dispositions	0	0	0	0	210	847	1,057	
		Total Trial Dispositions	0	0	0	0	0	0	0	
2nd Judicial District	Washoe County	Reno Municipal Court	New Filings (cases)	0	0	0	0	87	87	
			Reopened (cases)	0	0	0	0	0	0	
			Grand Total Dispositions	0	0	0	0	0	69	69
			Total Non-Trial Dispositions	0	0	0	0	0	69	69
			Total Trial Dispositions	0	0	0	0	0	0	0
	Washoe County	Sparks Municipal Court	New Filings (cases)	0	0	0	0	0	21	21
			Reopened (cases)	0	0	0	0	0	0	0
			Grand Total Dispositions	0	0	0	0	0	20	20
			Total Non-Trial Dispositions	0	0	0	0	0	20	20
			Total Trial Dispositions	0	0	0	0	0	0	0
3rd Judicial District	Lyon County	Fernley Municipal Court	New Filings (cases)	0	0	0	0	2	2	
			Reopened (cases)	0	0	0	0	0	0	
			Grand Total Dispositions	0	0	0	0	0	0	0
			Total Non-Trial Dispositions	0	0	0	0	0	0	0
			Total Trial Dispositions	0	0	0	0	0	0	0
	Lyon County	Yerington Municipal Court	New Filings (cases)	0	0	0	0	0	0	0
			Reopened (cases)	0	0	0	0	0	0	0
			Grand Total Dispositions	0	0	0	0	0	0	0
			Total Non-Trial Dispositions	0	0	0	0	0	0	0
			Total Trial Dispositions	0	0	0	0	0	0	0
4th Judicial District	Elko County	Carlin Municipal Court	New Filings (cases)	0	0	0	0	0	0	
			Reopened (cases)	0	0	0	0	0	0	
			Grand Total Dispositions	0	0	0	0	0	0	0
			Total Non-Trial Dispositions	0	0	0	0	0	0	0
			Total Trial Dispositions	0	0	0	0	0	0	0
		Elko Municipal Court	New Filings (cases)	0	0	0	0	0	2	2
			Reopened (cases)	0	0	0	0	0	0	0
			Grand Total Dispositions	0	0	0	0	0	1	1
			Total Non-Trial Dispositions	0	0	0	0	0	1	1
			Total Trial Dispositions	0	0	0	0	0	0	0
		Wells Municipal Court	New Filings (cases)	0	0	0	0	0	0	0
			Reopened (cases)	0	0	0	0	0	0	0
			Grand Total Dispositions	0	0	0	0	0	0	0
			Total Non-Trial Dispositions	0	0	0	0	0	0	0
			Total Trial Dispositions	0	0	0	0	0	0	0
		West Wendover Municipal Court	New Filings (cases)	0	0	0	0	0	1	1
			Reopened (cases)	0	0	0	0	0	0	0
Grand Total Dispositions	0		0	0	0	0	1	1		
Total Non-Trial Dispositions	0		0	0	0	0	1	1		
Total Trial Dispositions	0		0	0	0	0	0	0		

^a Totals reflect aggregate information from the Nevada Municipal Courts. Information contained herein may reflect non-standard reporting and is noted by subsequent footnotes. Petitions to Seal Records are USJR Phase III-specific measures and reported in Other Civil Matters in the USJR Phase II statistics as defined in the Nevada Courts Statistical Reporting Dictionary.

Source: Uniform System for Judicial Records, Nevada AOC, Research and Statistics Unit.

Table B8. Civil Caseload Processed by Municipal Courts in Nevada, Fiscal Year 2021.

Municipal Court, Civil Caseload, Aggregate (2 of 2)			Real Property	Tort	Contract	Contested Liens	Petitions to Seal Records	Other Civil Matters	Totals	
7th Judicial District	Lincoln County	Caliante Municipal Court	New Filings (cases)	0	0	0	0	0	0	0
			Reopened (cases)	0	0	0	0	0	0	0
			Grand Total Dispositions	0	0	0	0	0	0	0
			Total Non-Trial Dispositions	0	0	0	0	0	0	0
			Total Trial Dispositions	0	0	0	0	0	0	0
	White Pine County	Ely Municipal Court	New Filings (cases)	0	0	0	0	0	0	0
			Reopened (cases)	0	0	0	0	0	0	0
			Grand Total Dispositions	0	0	0	0	0	0	0
			Total Non-Trial Dispositions	0	0	0	0	0	0	0
			Total Trial Dispositions	0	0	0	0	0	0	0
8th Judicial District	Clark County	Boulder Municipal Court	New Filings (cases)	0	0	0	0	0	5	5
			Reopened (cases)	0	0	0	0	0	0	0
			Grand Total Dispositions	0	0	0	0	0	4	4
			Total Non-Trial Dispositions	0	0	0	0	0	4	4
			Total Trial Dispositions	0	0	0	0	0	0	0
		Henderson Municipal Court	New Filings (cases)	0	0	0	0	120	10	130
			Reopened (cases)	0	0	0	0	0	0	0
			Grand Total Dispositions	0	0	0	0	152	16	168
			Total Non-Trial Dispositions	0	0	0	0	152	16	168
			Total Trial Dispositions	0	0	0	0	0	0	0
		Las Vegas Municipal Court	New Filings (cases)	0	0	0	0	0	580	580
			Reopened (cases)	0	0	0	0	0	150	150
			Grand Total Dispositions	0	0	0	0	0	733	733
			Total Non-Trial Dispositions	0	0	0	0	0	733	733
			Total Trial Dispositions	0	0	0	0	0	0	0
	Mesquite Municipal Court	New Filings (cases)	0	0	0	0	0	4	4	
		Reopened (cases)	0	0	0	0	0	0	0	
		Grand Total Dispositions	0	0	0	0	0	3	3	
		Total Non-Trial Dispositions	0	0	0	0	0	3	3	
		Total Trial Dispositions	0	0	0	0	0	0	0	
North Las Vegas Municipal Court	New Filings (cases)	0	0	0	0	58	0	58		
	Reopened (cases)	0	0	0	0	0	0	0		
	Grand Total Dispositions	0	0	0	0	58	0	58		
	Total Non-Trial Dispositions	0	0	0	0	58	0	58		
	Total Trial Dispositions	0	0	0	0	0	0	0		
10th Judicial District	Churchill County	Fallon Municipal Court	New Filings (cases)	0	0	0	0	1	1	
			Reopened (cases)	0	0	0	0	0	0	
			Grand Total Dispositions	0	0	0	0	0	0	
			Total Non-Trial Dispositions	0	0	0	0	0	0	
			Total Trial Dispositions	0	0	0	0	0	0	

Source: Uniform System for Judicial Records, Nevada AOC, Research and Statistics Unit.

Table B9. Juvenile Traffic Caseload Processed by Courts in Nevada, Fiscal Year 2021.

Juvenile Traffic			New Filings (cases)	Reopened	Charges	Grand Total Dispositions	Total Non-Trial Dispositions	Total Bench Trial Dispositions
Totals ^a	Nevada Trial Courts		4,938	22	6,563	3,650	3,616	34
	District Court Total		2,055	4	2,847	2,058	2,026	32
	Justice Court Total		2,609	2	3,376	1,253	1,251	2
	Municipal Court Total		274	16	340	339	339	0
1st Judicial District	Carson City	Carson City District Court	195	1	265	142	142	0
	Storey County	Storey County District Court	5	0	7	4	4	0
2nd Judicial District	Washoe County	Washoe County District Court	1,074	0 ^b	1,575	1,146	1,121	25
3rd Judicial District	Lyon County	Lyon County District Court	142	1	202	138	138	0
4th Judicial District	Elko County	Elko County District Court	201	0	238	192	192	0
5th Judicial District	Esmeralda County	Esmeralda County District Court	10	0	10	9	9	0
	Nye County	Nye County District Court	67	0	90	10	10	0
6th Judicial District	Humboldt County	Humboldt County District Court	68	0	81	150 ^c	149	1
7th Judicial District	Eureka County	Eureka County District Court ^d	-	-	-	-	-	-
		Eureka Justice Court	4	0	4	3	3	0
	Lincoln County	Lincoln County District Court ^d	-	-	-	-	-	-
		Meadow Valley Justice Court	10	0	10	7	7	0
		Pahranagat Valley Justice Court	4	0	5	3	3	0
White Pine County	White Pine County District Court ^d	-	-	-	-	-	-	
		Ely Justice Court	36	1	51	39	38	1
8th Judicial District	Clark County	Clark County District Court ^d	-	-	-	-	-	-
		Boulder Justice Court	6	0	7	10	10	0
		Bunkerville Justice Court	16	0	20	12	12	0
		Goodsprings Justice Court	24	1	39	24	24	0
		Henderson Justice Court	39	0	49	42	42	0
		Las Vegas Justice Court	2,376	0 ^b	3,063	1,028	1,028	0
		Laughlin Justice Court	30	0	44	24	24	0
		Moapa Justice Court	20	0	22	16	16	0
		Moapa Valley Justice Court	22	0	29	25	24	1
		North Las Vegas Justice Court	8	0	11	7	7	0
		Searchlight Justice Court	14	0	22	13	13	0
		Boulder Municipal Court	22	0	32	31	31	0
		Henderson Municipal Court	224	16	268	286	286	0
Mesquite Municipal Court	28	0	40	22	22	0		
9th Judicial District	Douglas County	Douglas County District Court	164	2	210	137	131	6
10th Judicial District	Churchill County	Churchill County District Court	93	0	121	92	92	0
11th Judicial District	Lander County	Lander County District Court	6	0	6	8	8	0
	Mineral County	Mineral County District Court	21	0	30	21	21	0
	Pershing County	Pershing County District Court	9	0	12	9	9	0

^a Totals reflect aggregate information from the Nevada Trial Courts. Information contained herein may reflect non-standard reporting and is noted by subsequent footnotes.

^b Reopen counts not reported or under-reported.

^c Includes administrative case closures.

^d Juvenile traffic violations handled and reported by limited jurisdiction courts.

Table C1. Summary of Specialty Court Program Distributions with General Fund Appropriation, Fiscal Year 2021.

Jurisdiction	Court Type	Fiscal Year 2021 Expended	Fiscal Year 2021 Returned ^a	Fiscal Year 2021 Approved
Western Region				
Western Region	Felony DUI	\$18,700.00	\$0.00	\$18,700.00
	Medication-Assisted Treatment	\$58,450.00	\$0.00	\$58,450.00
	Mental Health	\$31,450.00	\$0.00	\$31,450.00
Carson City Justice	Misdemeanor Treatment	\$23,665.00	\$0.00	\$23,665.00
East Fork Justice	Alcohol and Drug	\$12,073.00	\$0.00	\$12,073.00
Western Region Total		\$144,338.00	\$0.00	\$144,338.00
Washoe Region				
Second Judicial District	Medication-Assisted Treatment	\$160,345.00	\$0.00	\$160,345.00
	Youth Offender Diversion	\$50,991.00	\$0.00	\$50,991.00
	Prison Re-entry Court	\$50,000.00	\$0.00	\$50,000.00
Reno Justice	DUI Court	\$19,937.90	\$312.10	\$20,250.00
	Community Court	\$77,300.56	\$22,463.44	\$99,764.00
Sparks Justice	Alcohol and Drug	\$31,550.00	\$0.00	\$31,550.00
Reno Municipal	Community Court	\$30,000.00	\$0.00	\$30,000.00
Sparks Municipal	Alcohol and Drug	\$44,759.95	\$22,340.05	\$67,100.00
Washoe Region Total		\$464,884.41	\$45,115.59	\$510,000.00
Eastern Region				
Fourth Judicial District	Adult Drug	\$15,000.00	\$0.00	\$15,000.00
	Family Preservation	\$32,666.00	\$0.00	\$32,666.00
	Juvenile Drug	\$15,000.00	\$0.00	\$15,000.00
Seventh Judicial District	Adult Drug	\$32,331.00	\$0.00	\$32,331.00
Eastern Region Total		\$94,997.00	\$0.00	\$94,997.00
Fifth Judicial Region				
Nye County–Tonopah	Adult Drug	\$23,665.00	\$0.00	\$23,665.00
Fifth Judicial Region Total		\$23,665.00	\$0.00	\$23,665.00
Central Region				
Humboldt County	Adult Drug	\$70,988.46	\$11.54	\$71,000.00
	Family Treatment	\$44,959.50	\$40.50	\$45,000.00
	Mental Health	\$61,000.00	\$0.00	\$61,000.00
	Juvenile Drug	\$9,758.75	\$241.25	\$10,000.00
Central Region Total		\$186,706.71	\$293.29	\$187,000.00
Clark Region				
Eighth Judicial District	Adult Drug (4 Tracks)	\$644,188.08	\$8,249.92	\$652,438.00
	Mental Health	\$633,164.79	\$216,373.21	\$849,538.00
	Veterans Treatment	\$40,265.52	\$8,912.48	\$49,178.00
Las Vegas Justice	Adult Drug	\$83,842.23	\$66,157.77	\$150,000.00
	Veterans Treatment	\$50,000.00	\$0.00	\$50,000.00
Laughlin Justice	Adult Drug	\$29,438.93	\$42,649.07	\$72,088.00
North Las Vegas Justice	Community Court	\$10,811.50	\$28,751.50	\$39,563.00
Boulder City Municipal	Habitual Offender	\$30,000.00	\$0.00	\$30,000.00
Henderson Municipal	Veterans Treatment	\$50,675.00	\$0.00	\$50,675.00
Las Vegas Municipal	Drug Court	\$15,000.00	\$0.00	\$15,000.00
	Veterans Treatment	\$5,247.96	\$9,752.04	\$15,000.00
	HOPE Court	\$1,165.55	\$13,834.45	\$15,000.00
	Women in Need	\$7,404.82	\$7,595.18	\$15,000.00
	Mental Health	\$15,000.00	\$0.00	\$15,000.00
	Habitual Offender	\$21,520.00	\$0.00	\$21,520.00
Mesquite Municipal				
Clark Region Total		\$1,637,724.38	\$402,275.62	\$2,040,000.00
Grand Total Specialty Court GF Distributions		\$2,552,315.50	\$447,684.50	\$3,000,000.00

^a Returned monies were reverted back to the State General Fund.

Source: Nevada Administrative Office of the Courts, Specialty Courts Program.

Table C2. Summary of Specialty Court Program Distributions with Administrative Assessment Revenue, Fiscal Year 2021.

Jurisdiction	Court Type	Fiscal Year 2020 Carry Forward ^a	Fiscal Year 2021 Distributed
Western Region			
Western Region	Adult Drug (5 Programs)	\$0.00	\$400,064.00
First Judicial District	Juvenile Drug	\$1,043.52	\$9,435.48
Carson City/Douglas	DUI Court	\$377.89	\$27,565.11
Carson City Justice	Mental Health	\$3,589.14	\$54,613.86
Western Region Total		\$5,010.55	\$491,678.45
Washoe Region			
Second Judicial District	Adult Drug (2 Tracks)	\$0.00	\$524,915.13
	Family Treatment	\$0.00	\$62,434.82
	Felony DUI	\$0.00	\$50,257.77
	Mental Health	\$0.00	\$15,657.78
	Veterans Treatment	\$0.00	\$73,805.19
Reno Justice	Drug and Alcohol	\$1,186.81	\$111,668.97
Reno Municipal	DUI (Dept. 1) Fresh Start	\$0.00	\$24,385.97
Sparks Municipal	Alcohol & Other Drug (Dept. 3)	\$0.00	\$47,088.58
	Drug and Alcohol	\$2,677.90	\$16,897.24
Washoe Region Total		\$3,864.71	\$927,111.45
Eastern Region			
Fourth Judicial District	Adult Drug	\$0.00	\$112,677.00
	Juvenile Drug	\$0.00	\$51,509.00
Seventh Judicial District	Adult Drug (2 Tracks)	\$0.00	\$66,516.00
Eastern Region Total		\$0.00	\$230,702.00
Fifth Judicial Region			
Nye County–Pahrump	Adult Drug	\$2,409.47	\$98,126.53
	Fifth Judicial Region Total		\$2,409.47
Central Region			
Humboldt County (6th JD)	Adult Drug	\$771.77	\$48,345.45
Pershing County (11th JD)	Adult Drug	\$0.00	\$45,124.00
Central Region Total		\$771.77	\$93,469.45
Clark Region			
Eighth Judicial District	Adult Drug (3 Tracks)	\$159,915.87	\$1,243,831.91
	Family/Child Support Drug (2 Tracks)	\$0.00	\$394,229.25
	Felony DUI	\$0.00	\$160,714.84
	Juvenile Drug	\$1,800.00	\$212,295.90
	Mental Health	\$0.24	\$416,543.00
Las Vegas Justice	Adult Drug	\$0.00	\$198,797.34
	DUI Court (Dept. 5A) ^b	\$0.00	\$26,134.09
	DUI Court (Dept. 5B) ^b	\$0.00	\$26,134.09
Las Vegas Municipal	Adult Drug	\$0.14	\$46,945.28
	DUI Court	\$20,497.51	\$42,881.78
	Women In Need	\$0.27	\$33,270.81
Henderson Municipal	HOPE Court	\$3,757.97	\$94,489.62
	ABC Court	\$10.98	\$24,634.87
Clark Region Total		\$185,982.98	\$2,920,902.78
Grand Total Specialty Court AA Distributions		\$198,039.48	\$4,761,990.66

^a Carry forward is used to fund first-quarter distributions of the following fiscal year.

^b The DUI Court Program is a single program but is reported with separate funding amounts due to operation by separate judicial officers.

Source: Nevada Administrative Office of the Courts, Specialty Courts Program.

Table C3. Summary of Specialty Court Statistics, Fiscal Year 2021^a

Jurisdiction	New Admissions ^b	Graduates	Terminations ^c	Active Cases at Year's End	Drug Free Babies
Western Region					
First Judicial District Court	8	2	2	8	0
Western Region (10 Specialty Courts)	184	125	29	388	3
Carson City Justice Court (2 Specialty Courts)	48	21	32	40	3
East Fork Justice Court	13	12	4	9	0
Western Region Total	253	160	67	445	6
Washoe Region					
Second Judicial District Court (11 Specialty Courts)	362	294	209	505	3
Reno Justice Court (3 Specialty Courts)	105	33	53	154	0
Sparks Justice Court	36	14	17	28	1
Reno Municipal Court (6 Specialty Courts)	103	81	29	110	2
Sparks Municipal Court	16	17	4	25	0
Washoe Region Total	622	439	312	822	6
Eastern Region					
Fourth Judicial District Court (4 Specialty Courts)	45	17	35	42	2
Seventh Judicial District Court	21	8	11	26	1
Eastern Region Total	66	25	46	68	3
Fifth Judicial Region					
Fifth Judicial District Court (2 Specialty Courts)	38	44	22	67	2
Fifth Judicial Region Total	38	44	22	67	2
Central Region					
Sixth Judicial District Court (5 Specialty Courts)	63	36	24	58	6
Eleventh Judicial District Court (2 Specialty Courts)	8	8	7	12	0
Central Region Total	71	44	31	70	6
Clark Region					
Eighth Judicial District Court (14 Specialty Courts)	903	385	512	1,054	7
Las Vegas Justice Court (8 Specialty Courts)	217	160	159	231	0
Laughlin Justice Court	4	1	5	15	0
North Las Vegas Justice Court	1	0	2	5	0
Boulder City Municipal Court	10	9	1	15	1
Henderson Municipal Court (2 Specialty Courts)	25	17	14	41	0
Las Vegas Municipal Court (7 Specialty Courts)	97	34	44	128	6
Mesquite Municipal Court	9	4	5	12	1
North Las Vegas Municipal Court	11	0	0	11	0
Clark Region Total	1,277	610	742	1,512	15
All Specialty Courts	2,327	1,322	1,220	2,984	38

^a Includes General Fund, fee funded, and community funded specialty courts.

^b Includes new admissions and voluntary admissions.

^c Includes terminations, transfers, other outcomes, and participants who died while in the program.

Source: Nevada Drug Court Case Management System

Criminal Caseload Glossary

When to Count Filings: Cases are counted by defendants in District Court when the court receives notification of a bind over from a lower court or receives the formal charging document from the District Attorney's Office. Felony and gross misdemeanor filings in Justice Court are counted by defendants when the court receives the formal charging document, generally a complaint or citation. Misdemeanor and traffic filings in Justice and Municipal Courts are counted by defendants when the court receives the citation or complaint. Cases with multiple charges that span different categories and types are classified by hierarchies that are defined in the *Nevada Courts Statistical Reporting Dictionary*, and can be found at <http://nvcourts.gov/>.

Criminal Case Categories: A broad classification category for trial court caseload that includes cases involving the alleged violation of a state law, local ordinance, or federal regulation (traffic only).

[Listed in hierarchal order, felony = highest]

- **Felony** – Cases heard at District Court, with preliminary hearings at Justice Court, for defendants charged with a violation of state law that is punishable by death or imprisonment in the state prison.
- **Gross Misdemeanor** – Cases heard at District Court, with preliminary hearings at Justice Court, for defendants charged with a violation of state law that involves an offense that does not fit within the definitions of felony, misdemeanor, or traffic cases. Gross misdemeanor offenses are punishable by fine or incarceration or both for no more than \$2,000 or 1 year, respectively (unless the statute in force at the time of commission of such an offense prescribed a different penalty).
- **Misdemeanor (Non-Traffic)** – Cases heard at Justice and Municipal Courts for defendants charged with the violation of state law or local ordinance that involves an offense punishable by fine or incarceration or both for no more than \$1,000 or 6 months, respectively (unless the statute in force at the time of commission of such an offense prescribed a different penalty).
- **Traffic Misdemeanor** – Cases heard at Justice and Municipal Courts for moving and non-moving violations of traffic law or ordinance that do not pertain to parking of a motor vehicle.
- **Parking Violations** – Cases heard at Justice and Municipal Courts for parking of a motor vehicle in violation of a traffic law or ordinance.
- **Appeal from Limited Jurisdiction Court** – Cases heard at District Court in which the court reviews the judgment of a Justice or Municipal Court for a criminal case.

Criminal Case Types: The following case types can be felony, gross misdemeanor, or misdemeanor (non-traffic) criminal case categories, unless otherwise noted. *[Listed in hierarchal order, Crimes Against Persons = highest]*

- **Crimes Against Persons** – A case type in which a defendant is charged with a crime against person(s). Examples include assault with a deadly weapon, rape, kidnapping, murder, manslaughter, and robbery.
- **Domestic Violence** – A case type involving allegations of violence, coercion, or intimidation by a family or household member against another family or household member.
- **Older/Vulnerable Persons Abuse** – A case type involving allegations of abusing, neglecting, exploiting, or isolating older or vulnerable persons.
- **Child Abuse and Neglect** – A case type in which a person is charged with willfully exposing, causing, or permitting a child who is less than 18 years of age to suffer unjustifiable physical pain or mental suffering as a result of abuse or neglect. This case type is only reported in felony or gross misdemeanor case categories.
- **Protection Order Violation** – A case type alleging violation of a court order that was issued to help protect an individual from stalking and harassment or to protect minors from harm.
- **Crimes Against Property** – A case type in which a defendant is charged with a crime against property. Examples include grand larceny, burglary, auto theft, arson, forgery, fraud, embezzlement, vandalism, and bad checks.
- **Drugs** – A case type involving illegal possession, sale, use, manufacture, trafficking, or furnishing of drugs.
- **Weapons** – A case type involving violations of regulations or statutes controlling the carrying, using, possessing, furnishing, and manufacturing of deadly weapons or silencers.
- **Public Order** – A case type involving violations of liquor laws, drunkenness, gambling, and prostitution. Some jurisdictions refer to these as “public nuisance” or “quality of life” offenses, or “crimes against society.”
- **Motor Vehicle - DUI** – A case type that involves a charge of driving under the influence of either alcohol or drugs (DUI), or driving while impaired. This case type is only reported in felony or misdemeanor case categories.
- **Motor Vehicle - Reckless Driving** – A case type that involves a charge of driving a motor vehicle in such a way as to willfully or wantonly endanger the safety of others or with disregard for the consequences. This case type is only reported in felony or misdemeanor case categories.
- **Motor Vehicle - Other** – A case type including cases of unknown specificity or cases not attributable to one of the other previously defined motor vehicle case types. This case type is only reported in felony or gross misdemeanor case categories.
- **Other** – A case type including cases of unknown specificity or cases not attributable to one of the other previously defined case categories. Other can be classified as “Other Felony,” “Other Gross Misdemeanor,” and “Other Non-Traffic Misdemeanor.”

Criminal Caseload Glossary

Pending Cases: Cases requiring disposition or cases that have requests to modify or require enforcement of existing judgments.

- **Active Cases:** Pending cases that have not been classified as inactive.
- **Inactive Cases:** Pending cases administratively classified as inactive due to issues that require resolution (outside the courts' purview) before the adjudication process can be resumed. Examples include court-issued stays, warrants, and diversion.

Reopened Cases: Cases where judgments have been previously entered but have been restored to the pending caseload due to the filing of a request to modify or enforce existing judgments. Cases remanded with correction from appeals are included.

When to Count Dispositions: A criminal case is considered disposed when adjudication for that case occurs. For statistical purposes, adjudication is defined as date of sentencing, date of adjudication, or date charges are disposed, whichever occurs last. Cases with multiple charges that require multiple types of disposition are only counted as one type and are classified by hierarchies that are defined in the *Nevada Courts Statistical Reporting Dictionary*, and can be found at <http://nvcourts.gov/>.

Non-Trial Dispositions (District Court): A subtype of case dispositions where the case is resolved without a bench or jury trial.

This subtype includes:

- Other Manner of Disposition
- Nolle Prosequi (before trial)
- Transferred (before/during trial)
- Dismissed (before trial)
- Guilty Plea with Sentence (before trial)
- Dismissed (after diversion)

Bench Trial Dispositions (District Court): A subtype of case dispositions where the case is resolved with a judicial officer determining both the issues of fact and law in a criminal case. This subtype includes:

- Dismissed (during trial)
- Acquittal
- Guilty Plea with Sentence (during trial)
- Conviction

Jury Trial Dispositions (District Court): A subtype of case dispositions where the case is resolved with an empaneled jury determining the issues of fact and returning a verdict in a criminal case. This subtype includes:

- Dismissed (during trial)
- Acquittal
- Guilty Plea with Sentence (during trial)
- Conviction

Non-Trial Dispositions (Justice and Municipal Courts): A subtype of case dispositions where the case is resolved without a bench or jury trial. This subtype includes:

- Other Manner of Disposition
- Bail Forfeiture
- Nolle Prosequi (before trial)
- Transferred (before/during trial)
- Dismissed (before trial)
- Guilty Plea with Sentence (before trial)
- Dismissed (after diversion)
- Waiver of Preliminary Hearing
- Dismissed (during preliminary hearing)
- Guilty Plea with Sentence (during preliminary hearing)
- Bindover

Trial Dispositions (Justice and Municipal Courts): A subtype of case dispositions where the case is resolved with a judicial officer or an empaneled jury determining both the issues of fact and law in a criminal case. In Justice Courts, these manners of disposition are only used for misdemeanor charges in felony and gross misdemeanor cases. This subtype includes:

- Dismissed (during trial)
- Acquittal
- Guilty Plea with Sentence (during trial)
- Conviction

Civil Caseload Glossary

When to Count Filings: Cases are counted when a petition or complaint is filed with the court or the court receives a motion.

Civil Case Types: A broad classification category for caseload statistics that includes cases requesting the enforcement or protection of a right and/or the redress or prevention of a wrong, within the jurisdictional limits of the court.

District Court Case Types:

- **Real Property** – Cases that deal with ownership or rights in real property excluding construction defect or negligence; includes unlawful detainer and other landlord/tenant disputes; judicial foreclosure and other title to property issues; condemnation and eminent domain issues; and other real property cases that do not fit in one of the other mentioned subtypes.
- **Torts** – Cases that deal with an injury or wrong committed either against a person or person's property by a party who either did or did not do something they were or were not supposed to do; includes negligence issues for autos, premises, and other negligence issues that do not fit in one of the other mentioned subtypes; includes malpractice issues concerning medical and dental, legal, accounting, and other malpractice issues that do not fit in one of the other mentioned subtypes; and includes product liability, intentional misconduct, employment, insurance, and other tort case issues that do not fit in one of the other mentioned subtypes.
- **Probate** – Cases that deal with the probate of a will, trust, or estate of a deceased person; includes summary administration, general administration, special administration, set aside, probate trust, and other probate cases that do not fit in one of the other mentioned subtypes.
- **Construction Defect** – Cases that deal with defects in construction; includes matters that involve NRS Chapter 40 and other construction defect issues.
- **Contract** – Cases that deal with an alleged failure to perform any promise that forms the whole or part of a contract; includes uniform commercial code, building and construction, insurance carrier, commercial instrument, collection of accounts, employment, and other contract matters that do not fit in one of the other mentioned subtypes.
- **Judicial Review/Appeal** – Cases that deal with the judicial review of decisions by administrative agencies, lower courts, and other matters; includes review of foreclosure mediation, petition to seal records, mental competency, and administrative agency appeals concerning the department of motor vehicles, worker's compensation, and other Nevada state agencies, as well as appeals from lower courts and other judicial review/appeal matters that do not fit in one of the other mentioned subtypes.
- **Civil Writs** – Cases that deal with any order requiring performance or adherence of performance of an act not associated with an existing case and whereby no other legal remedy exists; includes writs of habeas corpus, mandamus, quo warranto, prohibition, and other civil writs that do not fit in one of the other mentioned subtypes.
- **Other Civil** – Cases that deal with compromise of minor's claim, foreign judgment, and all other civil matters that do not fit in one of the above case types.

Justice and Municipal Court Case Types:

- **Real Property** – Cases that deal with ownership or rights in real property excluding construction defect or negligence; includes summary eviction, unlawful detainer, and other real property cases that do not fit in one of the other mentioned subtypes.
- **Torts** – Cases that deal with an injury or wrong committed either against a person or person's property by a party who either did or did not do something they were or were not supposed to do; includes negligence issues for autos, premises, and other negligence issues that do not fit in one of the other mentioned subtypes; and includes intentional misconduct and other tort case issues that do not fit in one of the other mentioned subtypes.
- **Contract** – Cases that deal with an alleged failure to perform any promise that forms the whole or part of a contract; includes seller plaintiff issues concerning collection of credit card debt and payday loan debt, debt collection agency matters, or other debt collection matters that do not fit in one of the other mentioned subtypes; and includes contract buyer plaintiff and other contract matters that do not fit in one of the other mentioned subtypes.
- **Contested Liens** – Cases that deal with the validity of liens, or requests the enforcement of liens.
- **Petition to Seal Records** – Cases requesting the court to seal records of a previous court case or other matters under the court's jurisdiction (criminal, civil, or administrative matters).
- **Other Civil** – Cases that deal with all other civil matters that do not fit in one of the above case types.
- **Small Claims** – Cases that deal with recovery of money only, where the amount does not exceed the jurisdictional limit (currently \$10,000), and the defendant named is currently a resident, does business in, or is employed in the township where the court is located. Small claims are heard in Justice Court only.
- **Protection Orders** – Cases that deal with requests for temporary order for protection against domestic violence, harassment in the workplace, sexual assault, stalking, or threat to life, and high-risk behavior. Heard in Justice Court only. Includes:
 - Request for Domestic Violence Protection Order
 - Request for Protection Order (Non-Domestic Violence)
 - Request for High Risk Protection Order

Civil Caseload Glossary

Pending Cases: Cases requiring disposition or cases that have requests to modify or require enforcement of existing judgments.

- **Active Cases:** Pending cases that have not been classified as inactive.
- **Inactive Cases:** Pending cases administratively classified as inactive due to issues that require resolution (outside the courts' purview) before the adjudication process can be resumed, typically due to court-issued stays.

Reopened Cases: Cases where judgments have been previously entered but have been restored to the pending caseload due to the filing of a request to modify or enforce existing judgments. Cases remanded with correction from appeals are included.

When to Count Dispositions: A civil case is considered disposed when adjudication of the matter occurs. For statistical purposes, adjudication is defined as the date judgment is entered. Cases where multiple claims or parties are adjudicated are only reported as one type, determined by the court of record.

Non-Trial Dispositions (All Jurisdictions, Non- Protection Orders): A subtype of case dispositions where the case is resolved without a bench or jury trial. This subtype includes:

- Other Manner of Disposition
- Voluntary Dismissal
- Involuntary Dismissal
- Transferred (before trial)
- Judgment on Arbitration
- Stipulated Dismissal
- Stipulated Judgment
- Default Judgment
- Motion to Dismiss by the Defendant(s)
- Summary Judgment

Non-Trial Dispositions (Justice Court, Protection Orders Only): A subtype of case dispositions where the case is resolved without a bench or jury trial. This subtype includes:

- Voluntary Dismissal
- Involuntary Dismissal
- Transferred (before trial)
- Denied without Hearing
- Granted without Hearing
- Denied with Hearing
- Granted with Hearing

Bench Trial Dispositions (District Court): A subtype of case dispositions where the case is resolved when a judicial officer hears a trial of matter or cause to determine both the issues of fact and law in a civil case. This subtype includes:

- Disposed After Trial Start (bench trial)
- Judgment Reached (bench trial)

Jury Trial Dispositions (District Court): A subtype of case dispositions where the case is resolved with an empaneled jury to hear a trial of matter or cause in a civil case. This subtype includes:

- Disposed After Trial Start (jury trial)
- Verdict Reached

Trial Dispositions (Justice and Municipal Courts): A subtype of case dispositions where the case is resolved with a judicial officer or an empaneled jury to hear a trial of matter or cause in a civil case. This subtype includes:

- Disposed After Trial Start (bench trial)
- Judgment Reached (bench trial)
- Disposed After Trial Start (jury trial)
- Verdict Reached

Family Caseload Glossary

When to Count Filings: Cases are counted when the court receives an originating petition, request, or complaint.

Family Case Types: A broad classification category for caseloads involving domestic or family-related matters (excluding juvenile-related) in District Courts; the processing of which follows Nevada statutes, court rules, local regulations, and federal regulations.

- **Marriage Dissolution** – Cases that involve divorce, annulment, or separate maintenance, as well as all issues concerning custody, support, and visitation resulting from the dissolution of the relationship.
- **Paternity** – Cases that involve paternity issues as defined by Nevada statute.
- **Custody (Non-Divorce)** – Cases that involve individual requests where the court makes a determination regarding the control or care of a child.
- **IV-D - UIFSA (Uniform Interstate Family Support Act)** – Cases that require maintenance, under Title IV-D of the Social Security Act of 1973, of a spouse or child when one party resides in another state.
- **IV-D Intrastate (Non-Divorce)** – Cases that require maintenance, under Title IV-D of the Social Security Act of 1973, of a spouse or child when both parties reside in Nevada.
- **Other Support (Non-Divorce)** – Cases of unknown specificity or cases not attributable to one of the other previously defined support case categories.
- **Visitation (Non-Divorce)** – Cases that involve individual requests that a court schedule the time an individual will spend with the minor children.
- **State Initiated (TPR) Petition** – Cases that are initiated by a state agency requesting that the court terminate the legal relationship of parent and child.
- **Other (TPR) Petition** – Cases that are initiated by a parent/guardian of a child requesting that the court terminate an existing legal relationship of parent and child.
- **Adoptions** – Cases that involve a request for the establishment of a new, permanent relationship of parent and child between persons not having that relationship naturally.
- **Requests for Domestic Violence Protection Orders** – Cases for temporary order for protection when sufficient evidence exists that there has been domestic violence or the threat of domestic violence exists.
- **Requests for High Risk Protection Orders** – Cases for temporary order for protection against high risk behavior alleging that a person poses an imminent risk of causing personal injury by possessing, controlling, or purchasing a firearm or other deadly weapon, and less restrictive options have been exhausted or are not effective.
- **Other Domestic Relations Case** – Cases that involve a domestic relations issue that does not fit in one of the other family case types. Examples include name change or permission to marry.
- **Mental Health Cases** – Cases that deal with legal determination as to whether an individual is mentally ill or incompetent and should be placed or remain under care, custody, or treatment.
- **Guardianship** – Cases that deal with guardianship issues involving adults, minors, or trusts.

Pending Cases: Cases requiring disposition or cases that have requests to modify or require enforcement of existing judgments.

- **Active Cases:** Pending cases that have not been classified as inactive.
- **Inactive Cases:** Pending cases administratively classified as inactive due to issues that require resolution (outside the courts' purview) before the adjudication process can be resumed, typically due to court-issued stays.

Reopened Cases: Cases where judgments have been previously entered but have been restored to the pending caseload due to the filing of a request to modify or enforce existing judgments. Cases remanded with correction from appeals are included.

When to Count Dispositions: A family case is considered disposed when the decision is handed down and/or the final order is filed, whichever occurs first. Cases that require multiple types of adjudication are only counted as one type and are classified by hierarchies that are defined in the *Nevada Courts Statistical Reporting Dictionary*, and can be found at <http://nvcourts.gov/>.

Non-Trial Dispositions: A subtype of case dispositions where the case is resolved without a (bench) trial. This subtype includes:

- **Other Manner of Disposition**
- **Voluntary Dismissals**
- **Involuntary Dismissals**
- **Transferred**
- **Default Judgments**
- **Settled/Withdrawn without Judicial Conference**
- **Settled/Withdrawn with Judicial Conference**
- **Settled/Withdrawn by Alternative Dispute Resolution (ADR)**

Trial Decisions: A subtype of case dispositions where the case is resolved with a judicial officer determining both the issues of fact and law in a family case. This subtype includes Disposed After Trial Start and Judgment Reached resolution types.

Juvenile Caseload Glossary

When to Count Filings: Cases are counted when the court receives the petition or citation. For delinquency petitions, cases with multiple charges that span different case types are classified by hierarchies that are defined in the *Nevada Courts Statistical Reporting Dictionary*, and can be found at <http://nvcourts.gov/>.

Juvenile Case Types: A broad classification category for caseloads involving juveniles in District Courts (or their designated court), the processing of which follows Nevada statutes, local regulations, and federal regulations for handling matters pertaining to individuals who are defined as juveniles.

- **Delinquency Petitions** – Cases that include a behavior that would be a crime if committed by an adult. Delinquency is characterized by five case types:
 - **Person** – Cases involving murder/manslaughter, sexual assault (including rape and sexual battery), robbery, and assault.
 - **Property** – Cases involving burglary, larceny, auto theft, arson, forgery and counterfeiting, fraud, embezzlement, stolen property (buying or receiving), and vandalism.
 - **Drug** – Cases involving the illegal possession, sale, use, or manufacture of drugs.
 - **Public Order** – Cases involving violations of liquor laws, public drunkenness, disorderly conduct, gambling, prostitution, and other vice. Some jurisdictions refer to these as “public nuisance” or “quality of life” offenses, or “crimes against society.”
 - **Other Delinquency** – Cases of unknown specificity or cases not attributable to one of the other previously defined delinquency case categories.
- **Status Petitions** – Cases that includes petitions involving a juvenile in need of supervision. The juvenile may require guidance, treatment, or rehabilitation because of habitual truancy, habitual disobedience, being ungovernable, or behavior that is injurious or dangerous to others.
- **Child Abuse/Neglect Petitions** – Cases where the behavior of someone other than the juvenile causes the court to concern itself with the well-being of the juvenile. Adults charged with abuse or neglect are counted in the appropriate criminal category.
- **Dependent (no fault)** – Cases alleging one or more of the grounds for dependency without specifically faulting the parent(s) or guardian.
- **Other Dependency/Child Victim** – Cases of unknown specificity or cases not attributable to one of the other previously defined Dependency/Child Victim case categories.
- **Miscellaneous Petitions** – Cases heard at District Court that involves juvenile cases that do not fit in one of the other juvenile categories. An example is Petition for Emancipation.

Juvenile-Related Proceeding: A broad classification category for trial court caseload inventory that include juvenile-related proceedings that are not considered cases. Juvenile related proceedings are related to an already filed (counted) case or one that will not result in an official case filing.

- **Informal Hearing** – Any hearing by a judicial officer in which no formal charge has been filed with the court.
- **Detention Hearing** – Any hearing requesting a juvenile to be held in detention, or continued to be held in detention, pending further court action within the same or another jurisdiction.
- **Extradition Hearing** – Any hearing in which evidence is presented so that the court can determine if a juvenile should be surrendered to another state jurisdiction.
- **Protective Custody Hearing** – Any hearing held to determine if the risk to a child is great enough to warrant removal, or continued removal, from their custodian.

Pending Cases: Cases requiring disposition or cases that have requests to modify or require enforcement of existing judgments.

- **Active Cases:** Pending cases that have not been classified as inactive.
- **Inactive Cases:** Pending cases administratively classified as inactive due to issues that require resolution (outside the courts’ purview) before the adjudication process can be resumed. Examples include court-issued stays, warrants, and diversion.

Reopened Cases: Cases where judgments have been previously entered but have been restored to the pending caseload due to the filing of a request to modify or enforce existing judgments. Cases remanded with correction from appeals are included.

Juvenile Caseload Glossary

When to Count Dispositions: A juvenile case is considered disposed when adjudication of the matter occurs. Cases that require multiple types of adjudication are only counted as one type and are classified by hierarchies that are defined in the *Nevada Courts Statistical Reporting Dictionary*, and can be found at <http://nvcourts.gov/>.

Non-Trial Dispositions: A subtype of case dispositions where the case is resolved without a (bench) trial. This subtype includes:

- Other Manner of Disposition
- Dismissal/Non-Adjudicated
- Waiver/Certify/Transfer to Adult Court
- Transferred to Another Juvenile Court (before/during trial)
- Adjudicated by Default
- Disposed by Alternative Dispute Resolution (ADR)
- Adjudicated by Plea/Admission/Stipulation

Trial Dispositions: A subtype of case dispositions where the case is resolved with a judicial officer determining both the issues of fact and law in a juvenile case through a (bench) trial or evidentiary hearing. This subtype includes

- Adjudicated After Evidentiary Hearing/Bench Trial

Juvenile Traffic Caseload Glossary

When to Count Filings: Cases are counted when the court receives the citation.

Juvenile Traffic Case Type: Cases that involves any matter that originates in the court as a traffic citation involving a juvenile that is classified as a misdemeanor traffic violation for an adult.

Pending Cases: Cases requiring disposition or cases that have requests to modify or require enforcement of existing judgments.

- **Active Cases:** Pending cases that have not been classified as inactive.
- **Inactive Cases:** Pending cases administratively classified as inactive due to issues that require resolution (outside the courts' purview) before the adjudication process can be resumed. Examples include court-issued stays, warrants, and diversion.

Reopened Cases: Cases where judgments have been previously entered but have been restored to the pending caseload due to the filing of a request to modify or enforce existing judgments. Cases remanded with correction from appeals are included.

When to Count Dispositions: A juvenile case is considered disposed when adjudication of the matter occurs. Cases that require multiple types of adjudication are only counted as one type and are classified by hierarchies that are defined in the *Nevada Courts Statistical Reporting Dictionary*, and can be found at <http://nvcourts.gov/>.

Non-Trial Dispositions: A subtype of case dispositions where the case is resolved without a bench or jury trial. This subtype includes:

- Other Manner of Disposition
- Bail Forfeiture
- Nolle Prosequi (before trial)
- Transferred to Another Juvenile Court (before/during trial)
- Dismissed (before trial)
- Guilty Plea with Sentence (before preliminary hearing)
- Dismissed (after diversion)

Bench Trial Dispositions: A subtype of case dispositions where the case is resolved with a judicial officer determining both the issues of fact and law in a traffic case. This subtype includes:

- Dismissed (during trial)
- Acquittal
- Guilty Plea with Sentence (during trial)
- Conviction