

ELEVENTH JUDICIAL DISTRICT

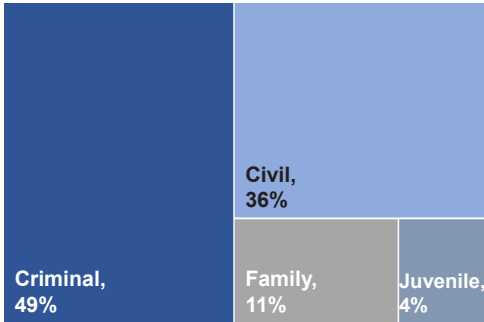


ELEVENTH JUDICIAL DISTRICT CASELOAD FILINGS AND DISPOSITIONS Fiscal Year 2023^a

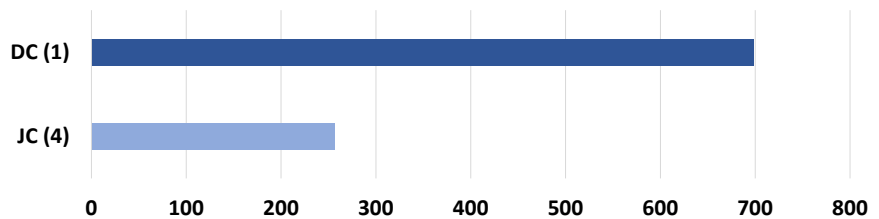
Court	Non-Traffic Cases					Traffic and Parking Cases ^b					
	Criminal Cases ^c	Civil Cases	Family Cases ^d	Juvenile Cases ^d	Total Non-Traf.	Total Disp.	Misd. Cases	Infraction Cases	Parking Cases	Total Traffic	Total Disp.
Lander County District Court	35	53	79	23	190	77	4 ^f	0 ^f	-	4	6 ^g
Mineral County District Court	97	48	50	22	217	127	3 ^f	0 ^f	-	3	3
Pershing County District Court	49	154	62	27	292	228	3 ^f	0 ^f	-	3	1
Argenta Justice Court	160	118	-	-	278	233	258	382	0	640	513
Austin Justice Court	8	11	-	-	19	118 ^g	323	269	2	594	445
Hawthorne Justice Court	225	96	-	-	321	117	980	512	1	1,493	766
Lake Justice Court	266	143	-	-	409	333	161	104	1	266	225
TOTAL	840	623	191	72	1,726	1,233	1,732	1,267	4	3,003	1,959

- ^a Statistics include reopened cases.
- ^b Civil Infraction reporting began January 2023 and may include non-traffic infractions. Includes juvenile traffic statistics that are handled and reported by limited jurisdiction courts.
- ^c Criminal includes felony, gross misdemeanor, non-traffic misdemeanor, and criminal appeals (District Court only) filings.
- ^d Family and juvenile case types only heard in District Courts.
- ^f Civil infraction information may be included in the Traffic, Misdemeanor case type.
- ^g Includes administrative case closures.

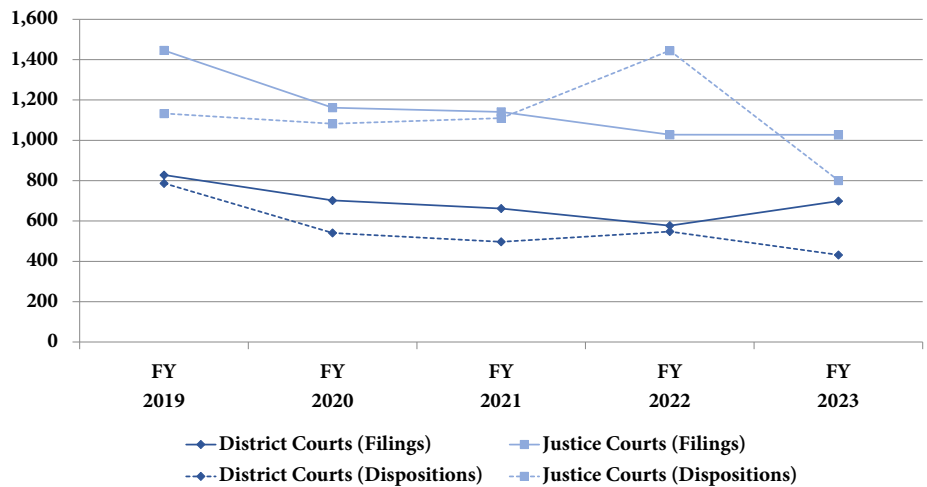
NON-TRAFFIC CASE DISTRIBUTION



NON-TRAFFIC TOTAL CASES PER JUDGE



ELEVENTH JUDICIAL DISTRICT NON-TRAFFIC FILINGS AND DISPOSITIONS FISCAL YEARS 2019-23



District Demographics

Population: 18,372^a
 Geographic Size: 15,280 sq. mi.^b
 Population Density: 1/sq. mi.
 Most Populous Township: Lake

^a Source: Nevada State Demographer
^b Source: U.S. Census Bureau

QUICK FACTS | **<1%** OF STATEWIDE NON-TRAFFIC CASELOAD
1% OF STATEWIDE TRAFFIC CASELOAD