

TENTH JUDICIAL DISTRICT



TENTH JUDICIAL DISTRICT CASELOAD FILINGS AND DISPOSITIONS Fiscal Year 2023^a

| Court | Non-Traffic Cases | | | | | Traffic and Parking Cases ^b | | | | | |
|-------------------------|-----------------------------|--------------|---------------------------|-----------------------------|-----------------|--|--------------|------------------|---------------|---------------|--------------|
| | Criminal Cases ^c | Civil Cases | Family Cases ^d | Juvenile Cases ^d | Total Non-Traf. | Total Disp. | Misd. Cases | Infraction Cases | Parking Cases | Total Traffic | Total Disp. |
| Churchill County DC | 327 | 267 | 864 | 226 | 1,684 | 1,702 | 41 | 13 | - | 54 | 60 |
| New River Justice Court | 744 | 864 | - | - | 1,608 | 1,483 | 1,890 | 1,094 | 8 | 2,992 | 2,758 |
| Fallon Municipal Court | 199 | 0 | - | - | 199 | 257 ^f | 290 | 54 | 0 | 344 | 375 |
| TOTAL | 1,270 | 1,131 | 864 | 226 | 3,491 | 3,442 | 2,221 | 1,161 | 8 | 3,390 | 3,193 |

^a Statistics include reopened cases.

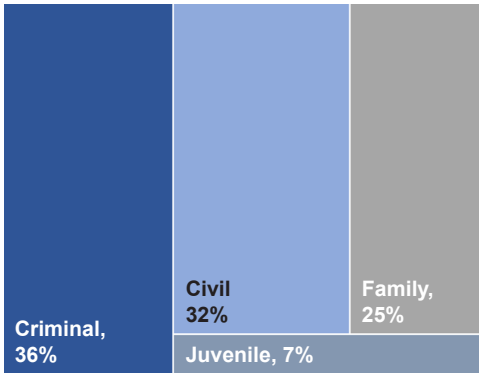
^b Civil Infraction reporting began January 2023 and may include non-traffic infractions. Includes juvenile traffic statistics. District Courts do not report parking cases.

^c Criminal includes felony, gross misdemeanor, non-traffic misdemeanor, and criminal appeals (District Court only) filings.

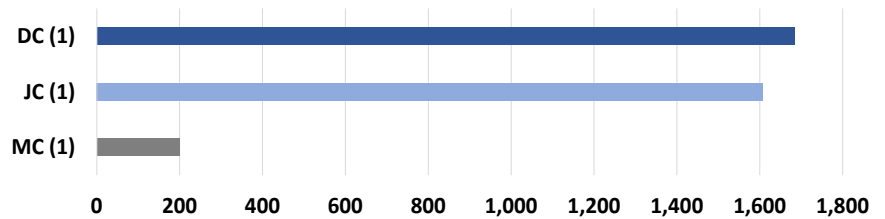
^d Family and juvenile case types only heard in District Courts.

^f Includes administrative case closures.

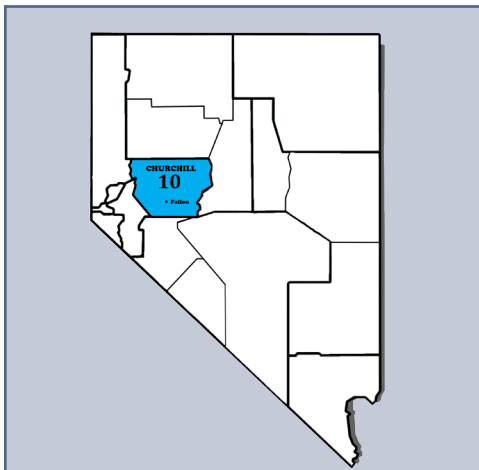
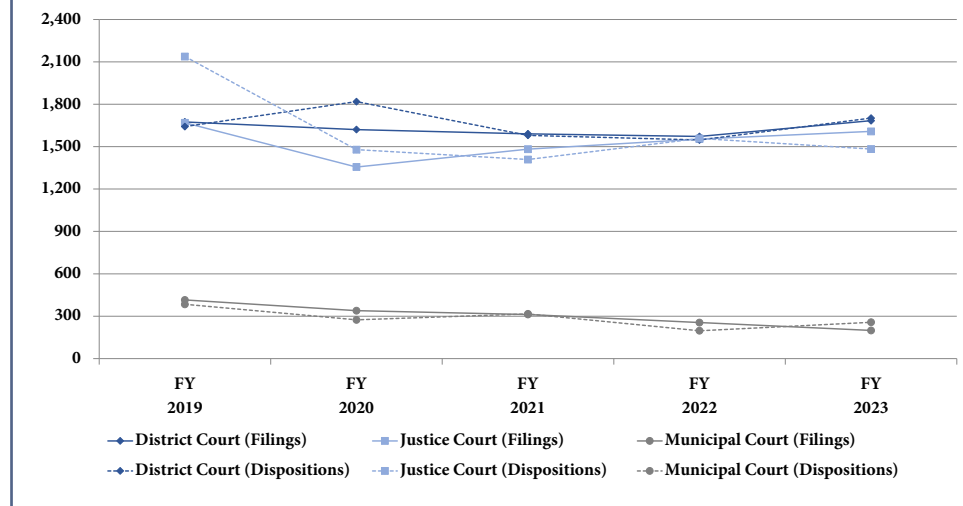
NON-TRAFFIC CASE DISTRIBUTION



NON-TRAFFIC TOTAL CASES PER JUDGE



TENTH JUDICIAL DISTRICT NON-TRAFFIC FILINGS AND DISPOSITIONS FISCAL YEARS 2019-23



District Demographics

Population: 26,564^a

Geographic Size: 4,930 sq. mi.^b

Population Density: 5/sq. mi.

Most Populous Township: New River

^a Source: Nevada State Demographer

^b Source: U.S. Census Bureau

QUICK FACTS | **1%** OF STATEWIDE NON-TRAFFIC CASELOAD
1% OF STATEWIDE TRAFFIC CASELOAD