



Supreme Court of
Nevada

ANNUAL REPORT

2024

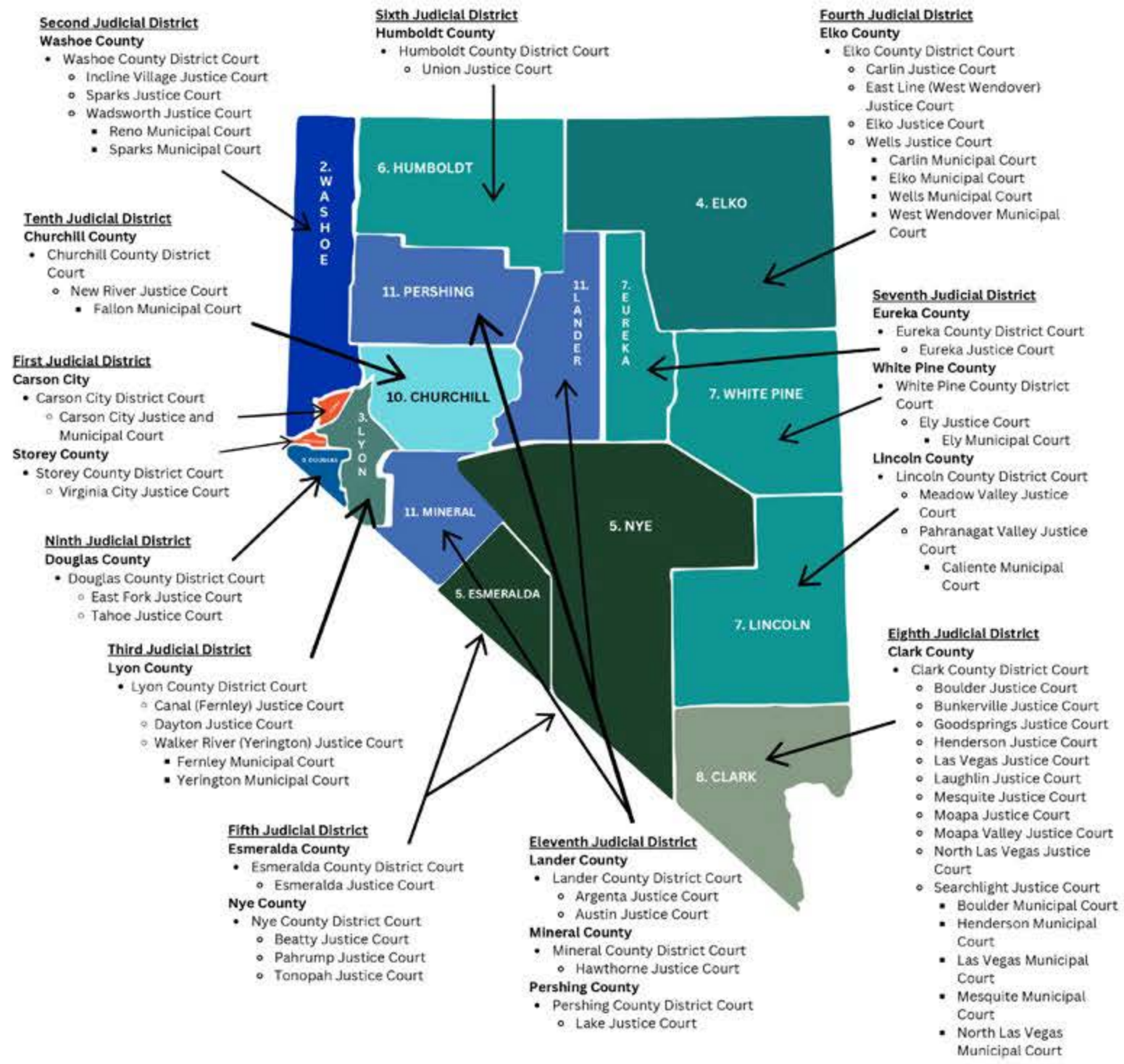
TABLE OF CONTENTS

| | | | |
|---|--|---|--|
| <p>01 Nevada District Courts</p>  | <p>02 A Letter from the Chief Justice</p>  | <p>03 In the Community</p>  | <p>04 Supreme Court of Nevada Law Library</p>  |
| <p>05 IT Services for Trial Courts</p>  | <p>05 E-Filing</p>  | <p>06 Court Improvement Program</p>  | <p>08 Investing in Technological Independence</p>  |
| <p>10 Legal Deserts</p>  | <p>12 Appellate Courts Financial Highlights</p>  | <p>13 Judicial Education</p>  | <p>14 It's All About the People</p>  |
| <p>15 Access to Justice</p>  | <p>18 Judicial Branch Audit Unit</p>  | <p>19 Specialty Courts</p>  | <p>20 Court Interpreter Program</p>  |
| <p>21 Commissions and Committees</p>  | <p>22 Guardianship</p>  | <p>23 Outreach and Communications</p>  | <p>24 Nevada Appellate Courts Summaries</p>  |

NEVADA COURTS

17 District Courts | 17 Municipal Courts | 40 Justice Courts

Nevada has 11 judicial districts making up the state's general jurisdiction courts. These district courts serve Nevada's 17 counties. The 11 Judicial Districts are served by 82 District Court judges who serve their elected counties but have jurisdiction to serve in any district court in the state.



A LETTER FROM THE **CHIEF** **JUSTICE**



In a state where the vast deserts and mountains meet diverse communities, over three million Nevadans rely on over 2,000 court personnel, 82 district court judges, 67 justices of the peace, 30 municipal court judges, three Court of Appeals judges, and seven justices to uphold the promise of fair, efficient, and timely justice for all. It is with great enthusiasm and pride that I present the Fiscal Year 2024 Annual Report of the Nevada Judiciary.

As we reflect on the past year, it's essential to remember the reasons behind our work. We exist to serve the people of the State of Nevada. Unfortunately, public trust in government institutions, and particularly courts, is currently facing significant challenges, largely due to an overload of information, varying quality, and insufficient understanding of the roles and limitations of the different branches. Nevertheless, I can confidently say that our collective efforts over the past year demonstrate our commitment to building public trust and transparency, including access to court files and courtrooms, availability of court decisions, and open dialogue between the bench and bar.

This year, my involvement with the "We the People" program, a civics education initiative for upper elementary, middle, and high school students, led to a meaningful realization. The program highlights the importance of equipping young people with the skills to engage thoughtfully with public issues. Through critical analysis, understanding historical context, and thorough research, these students learn to approach complex topics with clarity and confidence. However, knowledge alone isn't enough; effective communication and engagement are essential. The true power of this program emerges when students learn to construct well-reasoned arguments, engage in respectful debates, and articulate their ideas in a compelling way. Mastering these skills not only benefits the individual but also fosters a culture of informed leadership in our communities.

In this same spirit, the Judicial Branch must continually assess how we serve the people of Nevada. Maintaining an open dialogue with our communities is crucial to our mission. We have addressed issues of vital interest to our state including ensuring judges assigned to cases involving water law have training regarding those issues, allowing remote court appearances when appropriate but requiring parties to be in person when it is not, authorizing informal family law trials to assist in resolving cases where parties do not have attorneys representing them, evaluating the future of the bar examination, and revising and modernizing the Nevada Rules of Appellate Procedure.

This annual report highlights the work happening across Nevada to provide justice, pursue continuous improvement, and address the challenges faced by the Nevada Judiciary with transparency and honesty. Thank you for your support as we strive to fulfill our mission together.

Elissa F. Cadish
Chief Justice
Supreme Court of Nevada

IN THE COMMUNITY:

WE THE PEOPLE

CIVIC EDUCATION FOR ALL GRADE LEVELS

The *We the People: The Citizen and the Constitution* program promotes civic competence and responsibility among the nation's upper elementary and secondary students. The curriculum is an innovative course of instruction on the history and principles of the United States constitutional democratic republic. In Nevada, the program is managed by the Nevada Center for Civic Engagement, promoting critical thinking, confidence, active listening, and informed action through research, writing, communication, and presentation skills.



Teacher Kaitlyn Foley, Justice Patricia Lee, and We the People Board Member Kimberly Maxson Rushton at the Southern Nevada Regional Invitational.



Inquiry-Based Civics
Learning



200+

students from across the State of Nevada competed in the annual We the People School State Invitational in February 2024 at the University of Nevada, Reno, where students engaged with panels of judges through Simulated Congressional Hearings.

Initiatives like We the People are vital in shaping Nevada's future leaders, and the Supreme Court of Nevada proudly supports these efforts.

2024 NEVADA STATE CHAMPIONS: RENO HIGH SCHOOL



2024 Nevada State Champions from Reno High School, We the People board members, and Supreme Court of Nevada Chief Justice Elissa Cadish.

THE SUPREME COURT OF NEVADA LAW LIBRARY

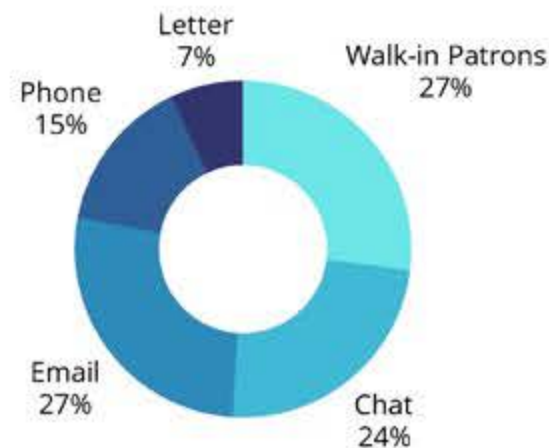
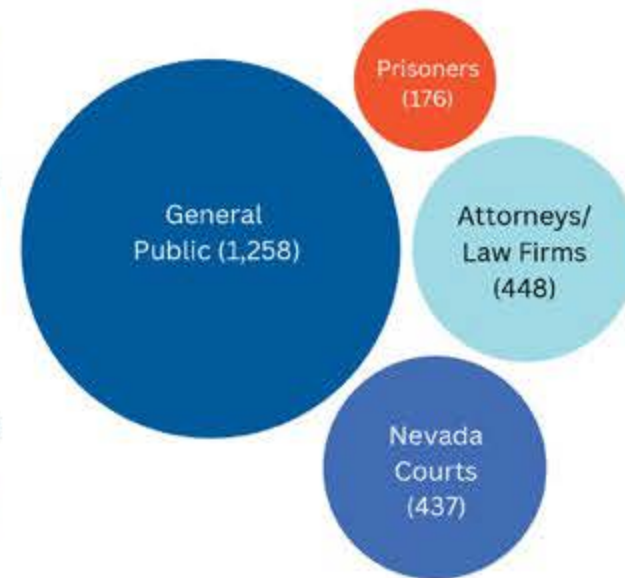
The Supreme Court of Nevada Law Library continues to support the Nevada Judiciary through educational events, partnerships with legal publishers, and legal research assistance. In October 2023, the library helped organize the Water Law Judges training seminar and developed a searchable platform for water law decisions. This resource is part of the Nevada Water Law Compendium. Additionally, a Nevada Water Rights & Resources LibGuide was created to offer access to secondary sources on hydrology and hydrogeology.

The library also launched an Access to Justice project, digitizing Supreme Court case files from 1862-1999. Files from the 1980s-1999 are available onsite, with earlier cases digitized upon request. This project is expected to be completed by November 2025.

Digital resources have expanded, including Bloomberg Law Patron Access and Lexis+, which provide access to various legal titles and state/federal dockets. The library's LexisNexis Digital Library offers over 3,000 ebooks and treatises. The physical collection has been reorganized to accommodate future growth, with rare and historical materials moved to specialized sections.

Public librarians continue to be trained on the Nevada Legal Kiosk program, which now includes translated, self-help legal forms in multiple languages. The Law Library's services have returned to pre-COVID levels, with staff answering a high volume of reference questions. The library is open to the public Monday through Friday from 8:00 a.m. to 5:00 p.m.

2,426 REFERENCE QUESTIONS (+25% YOY)



IT SERVICES FOR TRIAL COURTS

This year focused on preparing for an upgraded Case Management System, specifically the Multi-County Integrated Justice Information System (MCJIS) and Court View.

Key advancements include:

- **INCREASED TRANSACTION SUCCESS RATE:** Enhancements to improve data exchanges.
- **ENHANCED INTEGRATIONS:** Improved connections with e-filing and digital evidence management.

These upgrades will streamline workflows and expand access to justice. In FY2025, ongoing testing and additional implementations are planned.



9 NEVADA RURAL COURTS

went live with e-filing this fiscal year, giving access to both attorneys and pro se filers.

USER COUNTS

| | |
|---------------|-----|
| Attorneys | 306 |
| Pro Se Filers | 55 |

E-filing enhances access to justice by allowing individuals to submit legal documents from any location with internet access, bypassing the need to physically visit courthouses. This convenience reduces barriers for people with disabilities, those living in remote areas, and anyone facing time constraints, making the legal process more accessible and less intimidating.

OVER 3,000
filings since its launch in
April 2024.

COURT IMPROVEMENT PROGRAM

CIC Subawards

The Court Improvement Program awarded funding to Community Improvement Councils (CIC) in the state to address challenges in achieving timely permanency for children and families, while enhancing support for at-risk families' well-being. With this funding, CICs worked together to assist over 700 children and their families



OVER 700

Children and Families Assisted

Title IV-E Court Ordered Missing Required Language Report

The Court Improvement Program collaborated with the Division of Children and Family Services Family Program Office (FPO) to develop the pilot of IV-E Court Ordered Missing Required Language Report. This report aids in implementing statewide court order templates, which aim to enhance the compliance with federal laws and standardize practices in abuse and neglect cases across Nevada. Currently in its pilot phase, the IV-E Eligibility Report provides crucial data to identify and address deficiencies in dependency court orders, such as missing or incorrect IV-E language.



Such inaccuracies can lead to the denial of essential subsidies for children and families. The report will track trends and funding losses, and pinpoint inconsistencies in IV-E language within court orders and eligibility documentation. CIP, judicial and legal stakeholders, child welfare staff, and FPO are collaborating to produce reliable reports for CICs, the Court Improvement Program Select Committee, and Nevada's child welfare agencies.

JCAMP

Nevada is leading the way in implementing JCAMP (Judicial, Court, and Attorney Measures of Performance), an evidence-based assessment tool helping the state identify areas of improvement and success. JCAMP establishes a common standard to help all parties, including those with adversarial interest, work together to provide better outcomes for children. In 2022, Nevada's Court Improvement Program was selected by the Capacity Building Center for Courts and the Children's Bureau to be one of the 12 JCAMP implementation sites. The JCAMP framework evaluates performance across five crucial areas:



Family Engagement



Due Process



High Quality Legal Representation



Safety



Permanency

In Nevada, there was a strong focus on ensuring high-quality legal representation and upholding due process within court practices. The JCAMP leadership team, comprising of judges, attorneys, child welfare representatives, key system partners, parents, and young adults with lived experience worked under tight deadlines to create a measuring tool and sustainability plan that aligned with the distinctive needs of Nevada's dependency system.



INVESTING IN TECHNOLOGICAL INDEPENDENCE

Each year, the Supreme Court of Nevada invests in software and technology that advances the way court personnel work.

Upgraded Microsoft 365

Upgraded Microsoft 365 providing a modern Intranet and advanced security and compliance capabilities to protect against zero-day malware, phishing attacks, as well as advanced threat protection and intelligence.



Protection Order Portal

The Protection Order Portal was created to simplify the process for individuals seeking protection orders. This user-friendly portal provides access to essential resources, allowing users to file and learn about protection orders.



Cloud-Based Phone System

The Administrative Office of the Courts has transitioned to a cloud-based phone system, enabling staff to communicate easily from any device.



ADP

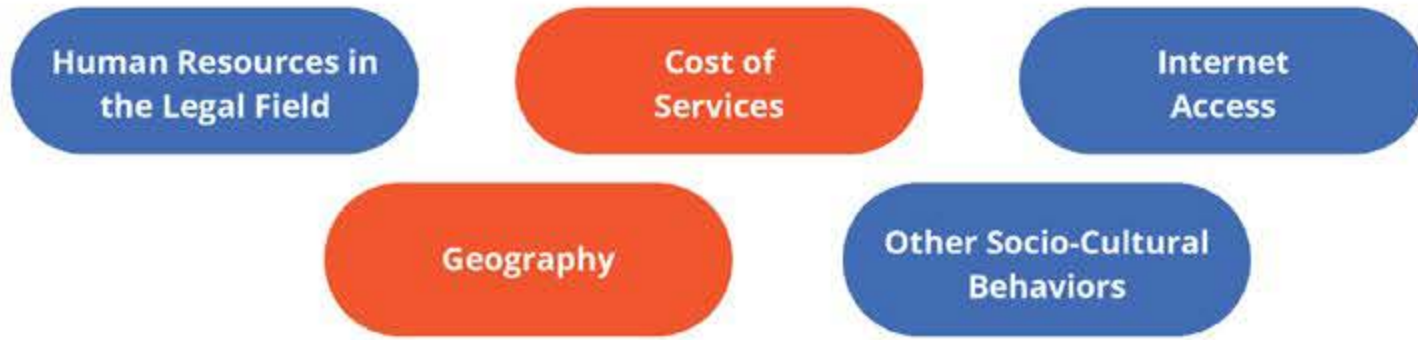
Transitioned from the executive branch's human resources software to ADP for payroll processing, human resources management, recruiting and staff training.



LEGAL DESERTS IN NEVADA

And Their Far-Reaching Consequences

Legal deserts in Nevada are areas where any legal needs are unmet partially or totally due to lack of adequate access to legal services caused by:



The American Bar Association found that less than one attorney per 1,000 residents in a county creates a legal desert.

The national average is nearly four attorneys per 1,000 residents.

Nevada ranked 40th in the nation with 2.4 attorneys per 1,000 residents.

ATTORNEYS PER 1,000 RESIDENTS IN NEVADA'S COUNTIES

| County | Population | Attorneys Per 1,000 Residents |
|-------------------|------------|-------------------------------|
| Carson City | 58639 | 3.9 |
| Churchill County | 25516 | 0.66 |
| Clark County | 2265461 | 2.5 |
| Douglas County | 49488 | 1.7 |
| Elko County | 53702 | 1 |
| Esmeralda County | 729 | 1 |
| Eureka County | 1855 | 1 |
| Humboldt County | 17285 | 1.04 |
| Lander County | 5734 | 0.87 |
| Lincoln County | 4499 | 0.66 |
| Lyon County | 59235 | 0.46 |
| Mineral County | 4554 | 0.69 |
| Nye County | 51591 | 0.62 |
| Pershing County | 6650 | 0.75 |
| Storey County | 4104 | 1.95 |
| Washoe County | 486492 | 2.69 |
| White Pine County | 9080.00 | 1.43 |

Without access to legal assistance, individuals may be unable to address pressing legal issues, leading to adverse outcomes such as evictions, loss of custody, or incarceration. The absence of legal resources can contribute to a sense of disenfranchisement and erode trust in the judicial system. Nevada faces a significant challenge in terms of legal representation accessibility.

The adjacent table presents a legal desert calculation for each county in Nevada, based on data from the National Center for State Courts. Of the state's 17 counties, seven are classified as legal deserts, meaning they have fewer than one attorney for every 1,000 residents—a benchmark established by the American Bar Association to highlight areas with severe shortages of legal representation.

LOOKING AHEAD

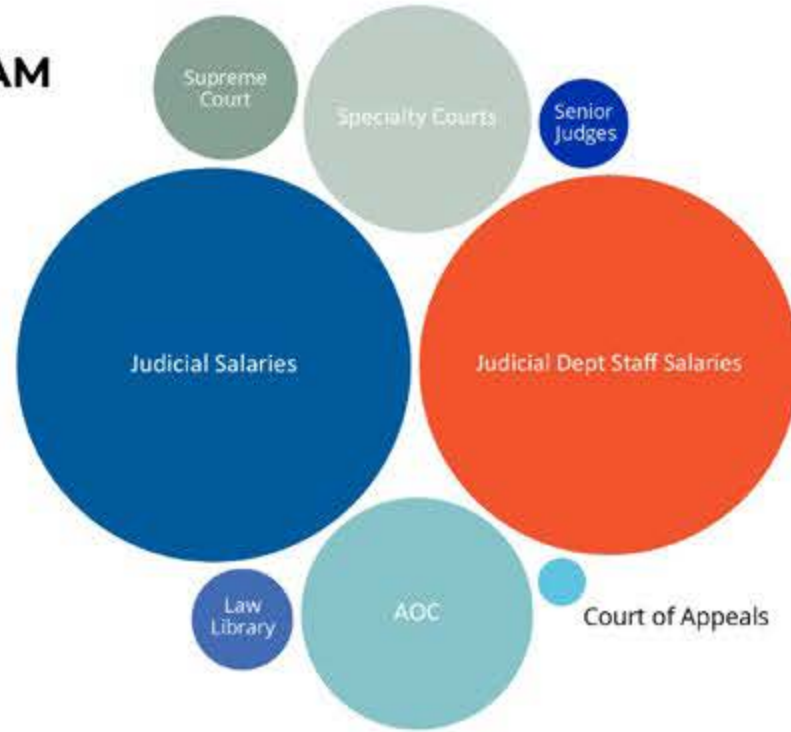
While Nevada's high percentage of legal deserts presents a challenge, it also provides an opportunity for targeted reforms and innovations in legal service delivery. By addressing this issue proactively, Nevada can work towards ensuring that all residents, regardless of their location, have access to the legal resources they need.

APPELLATE COURTS

FINANCIAL HIGHLIGHTS

COURT EXPENSE BY PROGRAM

- Judicial Salaries: \$25,133,540
- Judicial Dept. Staff Salaries: \$23,339,397
- AOC: \$8,700,732
- Specialty Courts: \$8,375,490
- Supreme Court: \$3,368,917
- Law Library: \$1,662,112
- Senior Judges: \$1,291,622
- Court of Appeals: \$369,753



Total: \$72,241,592

COURT EXPENSES BY FUNDING SOURCE



JUDICIAL EDUCATION

4 CONFERENCES

Nevada Limited Jurisdiction Judges Winter and Summer Seminars, Nevada Family Law, and District Court Judge Conferences



13
CERTIFIED
WATER LAW
JUDGES

Conducted training for Nevada District Court Judges to become certified in Water law Adjudication enabling the Nevada Water Law Judge Pilot program to proceed with 13 district court judges certified.

20

I'll Allow it Nevada episodes in FY2024 providing up to ten hours of legal education credits for Nevada Judges and State Bar of Nevada Members.

I'LL ALLOW IT NEVADA



2,088 PODCAST DOWNLOADS

The Administrative Office of the Courts launched "I'll Allow It, Nevada," a podcast accredited by the Nevada Bar Association to provide Continuing Legal Education credits for judges and licensed attorneys. A total of 20 episodes were produced in FY2024, featuring expert insights on various topics related to justice in Nevada.

182

individuals trained via webinars.



Photo Caption: Justice Linda Bell and Judge Scott Freeman discuss judicial ethics on the 'I'll Allow It Nevada' podcast.



IT'S ALL ABOUT THE PEOPLE

TOP EMPLOYER AWARD

In May 2024, the Supreme Court of Nevada was recognized as a Top Workplace by Nevada Top Workplaces, based on employee feedback from a third-party survey. This survey evaluates themes like respect, support, growth, and empowerment. The court's progressive employment philosophy emphasizes employee wellbeing, continuous training, flexibility, and a healthy work-life balance.



"This honor reflects our commitment to creating a supportive and empowering workplace for all."

— Chief Justice Cadish



LAS VEGAS REVIEW-JOURNAL BUSINESS PRESS

7.1% VACANCY RATE

7,456 PAYCHECKS PROCESSED WITH ADP

34 NEW HIRES ONBOARDED

90% 2024 EMPLOYMENT SURVEY RESPONSE RATE WITH THE FOLLOWING BENCHMARKS:

91% of employees feel closely aligned

86% of employees feel engaged

84% of employees feel respected and supported

80% overall workplace experience score



ACCESS TO JUSTICE

HOW NEVADA IS PAVING THE WAY FOR EQUAL LEGAL ACCESS

KEY INITIATIVES

Key initiatives of the Access to Justice Commission include improving self-help services, increasing pro bono activities, enhancing funding for legal aid, and recommending rules that advance access to justice initiatives. This past year the commission has made progress on each of these fronts.



The State bar of Nevada reports pro bono success including a

39% INCREASE

in total cases taken.

Over **1,300 PEOPLE SERVED** and **2,888 HOURS WERE CONTRIBUTED.**



Nevada Legal Services and Northern Nevada Legal Aid partnered with the Reno Justice Court to launch a new Self-Help Center, utilizing space and equipment from the court and staff from NNLA and NLS. This collaboration effectively assists Nevadans in achieving fair legal outcomes when they can't afford a lawyer, serving around

1,000 RESIDENTS per month.



The legal kiosk project expanded to
25 LEGAL KIOSKS

in **11 OUT OF 17** urban and rural libraries in Nevada, aiding residents in navigating legal issues. They provide access to court information, legal aid, and community resources.



As of July 2024, these kiosks have had
2,566 USER SESSIONS.

Kiosk content is also available online at [Nevada Legal Kiosks](#).

State bar sections competed in the Section Pro Bono Challenge, with volunteers taking on

43 MORE CASES than in 2023. A total of
184 LAWYERS handled **154 CASES**
and participated in 334 Ask-A-Lawyer or Lawyer in the Library sessions.



The IOLTA program announced
12 MILLION IN GRANTS,
nearly double the \$6.5 million from 2023.

Amid rising interest rates, the commission secured a grant from the Nevada Bar Foundation to study IOLTA interest rates in Nevada and beyond. A new Platinum Partner rate was introduced, attracting seven Nevada financial institutions with rates from

2.25% TO 3.35%,
boosting funding for legal aid in the state.



The commission supported the Nevada Supreme Court's Supervised Practice Task Force by convening statewide legal aid providers to discuss new experiential methods for
LAW SCHOOL GRADUATES

to pass the bar exam. The initiative focuses on legal aid attorneys mentoring graduates through progressive tasks, from learning and observing to case preparation and client debriefing. Legal aid is expected to play a crucial role as the bar exam increasingly incorporates experiential elements.

Significant improvements were made to the [State of Nevada Self-Help Center](#) webpage during the summer of 2024. The State of Nevada Self-Help Center is an online platform that offers legal resources including a chatbot powered by artificial intelligence and court forms translated into Spanish, Tagalog, Vietnamese, and Mandarin, ensuring that Nevada's diverse population has the support they need. With over

276,000 NEVADANS

who speak these languages and have limited English proficiency, this resource is not just helpful—it's essential for equitable access to justice.

Self-Help Center Engagement Metrics Overview:

4,689
VIDEO VIEWS

271 GUIDED
INTERVIEWS

4,000 CHATBOT
SESSIONS

2 MIN 47 SEC
AVERAGE DURATION



JUDICIAL BRANCH AUDIT UNIT



The 82nd Legislative session approved the funding for 10 new audit positions to augment the capacity of the Court's Audit Unit in order to maintain a more appropriate four-year audit cycle of the trial courts. Prior to this funding, the AOC Audit Unit operated on a 31-year audit cycle, meaning a Court Administrator could work for one court for 30 years, retire with their pension, and may have never received an audit from the AOC.

Subsequently, the AOC Audit Unit has grown from a team of two to 14 since mid-September 2023. In February 2024, 10 team members visited a court in rural Nevada for on-site fieldwork. The new auditors received on-site training in court operations and the practical application of the Minimum Accounting Standards (MAS). After reaching the four-year audit cycle goal, the team will move on to updating the MAS.

FULLY STAFFED AUDIT TEAM

NEW AUDIT SOFTWARE

Acquired new audit software to provide greater assistance and collaboration across Northern and Southern audit teams.

FIRST CMS COMPLIANT WITH MAS

Pursuant to ADKT 398, the first case management system was approved to accurately capture and report financial reporting in accordance with MAS.

SPECIALTY COURTS

1,320

SPECIALTY
COURT
GRADUATES

37

BABIES BORN WITH NO RISK
OF SUBSTANCE EXPOSURE

DAAY & LIMA

Detention Alternative for Autistic Youth (DAAY) and Law Enforcement Intervention for Mental Health and Addiction (LIMA) court programs presented during the All Rise conference. The State coordinator presented on peer review.

PEER REVIEWS

Peer reviews on District court Adult Drug courts across the state; specialty court programs had opportunity to visit, observe, and interview staff from other ADC programs and provide write-up with recommendations and commendations.

NATIONAL TREATMENT COURT MONTH

Events hosted across the state.



JUDICIAL BRANCH AUDIT OVERVIEW



MAS Audits

Determine the court's compliance with the Minimum Accounting Standards Version 3.1. (Courts will use the MAS as the policy to develop their individual procedures for internal controls to ensure separation of duties to help prevent misappropriation of public funds or other associated crimes.)



Specialty Court Program Audits

Review the court's compliance with the Ten Key Components of Drug Court, internal operating controls, the court's financial records for compliance with the guidelines set forth by the Specialty Court Funding Committee and annual funding applications



Follow-Up Audits

Determine if the court has taken corrective actions on the recommendations made during the prior audit.



MAS Micro Audits

Determine the court's compliance with areas in Minimum Accounting Standards Version 3.1 most cited through the review of court's external audit.



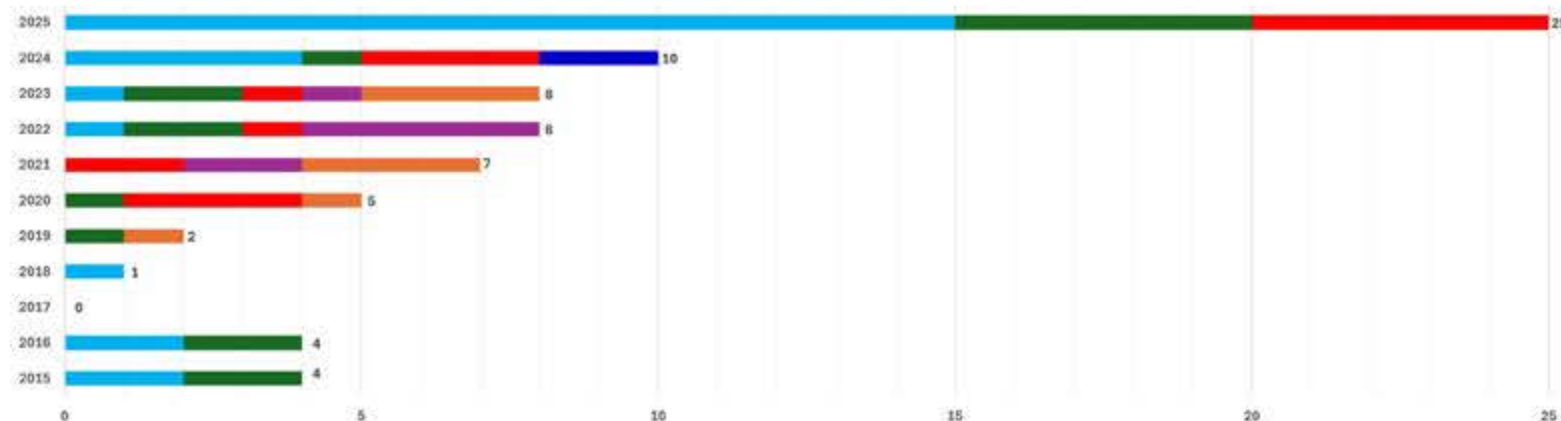
CMS Certification Reviews

Determine if the eCourt CMS is configured appropriately to capture the applicable data and contains the required minimum reporting to be in compliance with Minimum Accounting Standards reporting requirements as required by Nevada Supreme Court Order in Administrative Docket (ADKT) 398.



Miscellaneous Audits

Evaluate operations to determine if appropriate internal controls exist and to identify of operational strength and areas for improvement.



The Second Annual Nevada Treatment Court Workers Social Hour took place at the All Rise national treatment court conference, providing an opportunity for treatment court workers from across the state to network and share resources.

The Administrative Office of the Courts funded 10 employees, along with the state coordinator, to attend the conference, fostering collaboration and strengthening the support network for Nevada's treatment court programs.

CERTIFIED COURT INTERPRETER PROGRAM



ESTABLISHED IN 2002 THROUGH NEVADA REVISED STATUTES

The Nevada Certified Court Interpreter Program administers certification of interpreters for courts to use with defendants, witnesses, and litigants who speak a language other than English and do not know or have limited knowledge of the English language.

Data from 2021 showed that Nevada scored 15.09 out of 100 on the National Center for Access to Justice: Justice Index. This number increased to 35.2 as of 2023 through the following focused efforts.

- Updating the Language Access Plan to incorporate all recommended elements
- Completing a language services needs assessment
- Monitoring and evaluating current language services
- Producing an annual progress report
- Ensuring compliance with federal law
- Evaluating individual interpreters
- Identifying documents and signage for translation to enhance accessibility



4 CONTINUING EDUCATION CLASSES FOR COURT INTERPRETERS CREATED

FUNDING SECURED

Funding was secured during the 82nd Nevada legislative session, and the program successfully developed four continuing education classes tailored for state interpreters. The program launched an outreach plan to attract prospective interpreters in the state, in addition to restructuring the credentialing process to reduce the initial financial burden.

3,179

cases utilized court interpreters.

SPANISH, TAGALOG, MANDARIN, CANTONESE, VIETNAMESE

were the top five languages reported. There are 79 certified Spanish court interpreters.

34

certified and registered court interpreters who speak 30 unique languages other than Spanish.

32% CERTIFICATION EXAM PASSING RATE

**Not all courts report interpreter statistics or provide comprehensive data.*

COMMISSIONS AND COMMITTEES

Photo by: Nick Rubalcaba

TRIAL COURT IMPROVEMENT ARPA SUBGRANT AND AOC FUNDING

- 12 Courts applied for the subgrant
- 17 subgrant applications were received in total
- Of the 17 applications received, 16 were approved for funding

COURT STAFF CONTINUOUS LEARNING PROGRAM DEVELOPMENT

The Continuous Learning plan has been developed by the Court Administration Committee. This plan outlines consistent training opportunities, aligned with best practices in court administration, for court staff throughout the state.

COMMISSION TO STUDY BEST PRACTICES

Commission to study best practices for Virtual Advocacy in Nevada's Courts: Commission's report and recommendations were filed with the Court in November 2023. Public comment was heard on December 5, 2023, the Court adopted the recommendations on December 22, 2024, and the rules went into effect February 1, 2023.



Lake Mead National recreation area. Photo by: Jason Coleman

JUDICIAL COUNCIL OF THE STATE OF NEVADA (JCSN)

The JCSN Family Subcommittee surveyed family court needs and met with court administrators to develop an action plan for improving operations. They formed a Judge's Workgroup to create rules for informal family trials. Administrative Docket 0619 was created on April 22, 2024, to petition for these rules. On May 24, 2024, the Council approved the Implementation Plan to establish a Sustainable Statewide Family Division Operating Model for Nevada courts and initiated a workgroup to assess training needs for non-judicial staff.

GUARDIANSHIP

INVESTIGATIONS

| | |
|-------------------------|----|
| Locate Protected Person | 91 |
| Pre-Guardianship | 59 |
| Other | 5 |

96% Located
This does not reflect audits completed, only those the Guardianship was ordered into.

AUDITS

| | |
|-----------------------------|-----------------|
| Total of Estates Audited* | \$20,199,103.00 |
| At Risk of Loss Identified† | \$2,556,127.00 |

Total Audits: 40
*This does not include audits completed in this time period.
†At risk of loss are estate funds and assets that are identified as at risk of loss for the audits ordered during this fiscal year. Neither figure includes audits ordered in years prior

BREAKDOWN BY AGE GROUP

| | |
|--------------------------------|-----|
| Minor Investigations & Audits‡ | 23 |
| Adult Investigations & Audits | 172 |

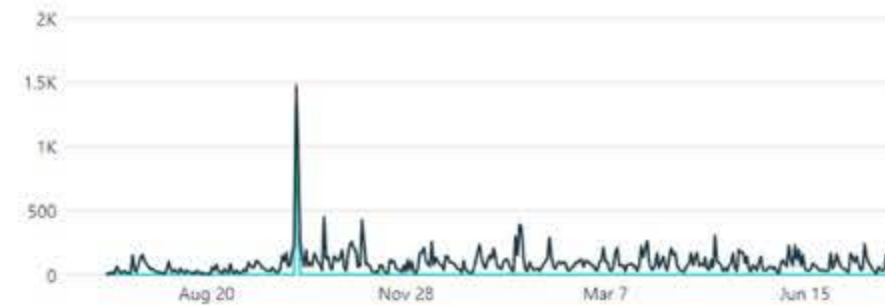
‡The Guardianship Compliance Office (GCO) does not do investigations for minors at the 8th or 2nd Judicial District Court. The GCO does audits for all Judicial District Courts, including for minor guardianship cases.

OUTREACH

AND COMMUNICATIONS

SOCIAL MEDIA GROWTH: FACEBOOK

Total People Reached **10,000** Content Interactions **1,800%** Profile Visits **4,400**
122%+ **+80%** **132%**



Total Posts: **+84%** 306

Link Clicks **592**
+90%

SOCIAL MEDIA GROWTH: LINKEDIN

Reactions **7,196** Engagement Rate **6.25%** Total Posts **299**
+66% **+7%** **+55%**

In FY2024,

There were significant accomplishments in outreach and communications, including website enhancements, a stronger presence on social media, improved accessibility practices, and better information dissemination regarding appellate cases.

A comprehensive Outreach and Engagement Plan is underway to further engage the community, staff, and stakeholders, along with continuous improvements to the website, social media presence, and accessibility measures.



NEVADA APPELLATE COURTS SUMMARY



Nevada Demographics
 Population: 3,241,678 ^a
 Geographic Size: 109,781 sq. mi. ^b
 Population Density: 30/sq. mi.
 Most Populous County: Clark
^a Source: Nevada State Demographer
^b Source: U.S. Census Bureau

NEVADA APPELLATE COURTS CASELOAD FILINGS AND DISPOSITIONS
Fiscal Year 2024

| Court | Incoming Cases ^a | Disposed Cases | | | | | Pending Cases |
|----------------------------|-----------------------------|-------------------------|----------|-------|-------|------|---------------|
| | | By Opinion ^b | By Order | Other | Total | Rate | |
| Supreme Court ^c | 2,159 | 85 | 1,351 | 5 | 1,441 | 96% | 1,207 |
| Court of Appeals | 666 | 16 | 606 | 8 | 630 | 96% | 203 |

^a Court of Appeals cases are assigned from incoming cases of the Supreme Court.
^b May include single and consolidated cases disposed per curiam or by authored opinion.
^c Disposed Cases and Rate do not include cases assigned to the Court of Appeals.
 Source: Nevada Supreme Court Clerk's Office.

- QUICK FACTS:**
- 7 SUPREME COURT JUSTICES**
 - 3 COURT OF APPEALS JUDGES**
 - 2 SUPREME COURT PANELS**

NEVADA SUPREME COURT APPEALS FILED BY JUDICIAL DISTRICT, FISCAL YEARS 2020-24.

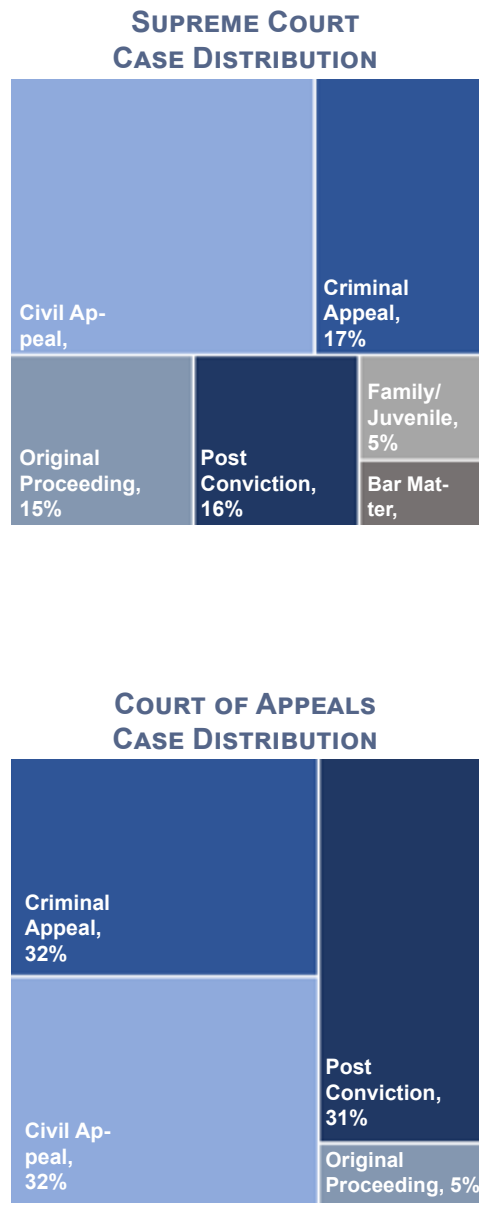
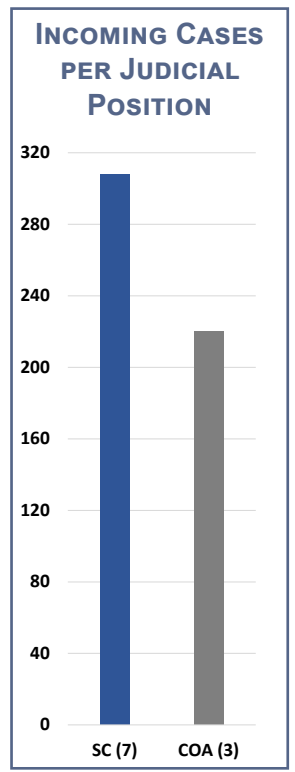
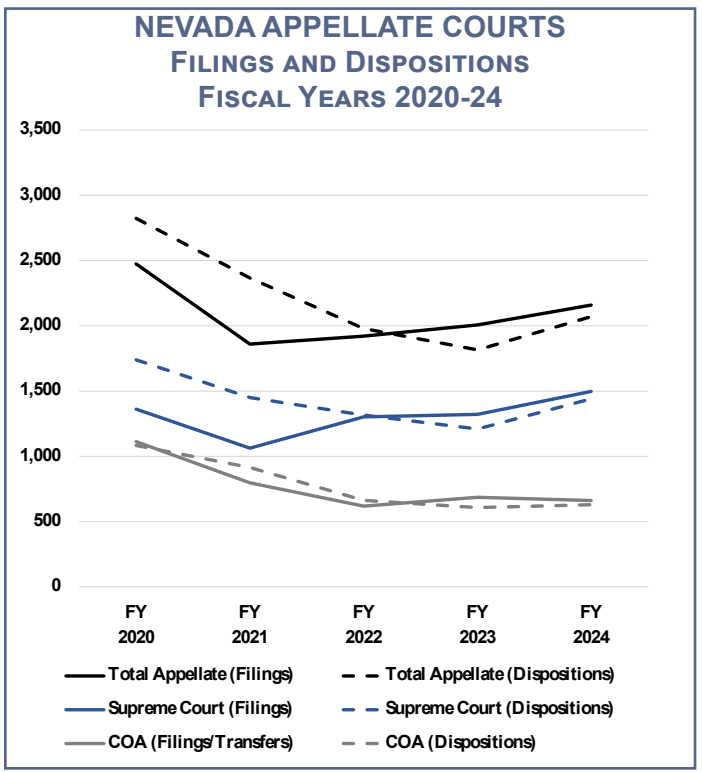
| District | Civil Appeals Filed ^a | | | | | Criminal Appeals Filed | | | | | Total Appeals Filed | | | | |
|---------------------------|----------------------------------|------------|------------|------------|------------|------------------------|------------|------------|------------|------------|---------------------|--------------|--------------|--------------|--------------|
| | 2020 | 2021 | 2022 | 2023 | 2024 | 2020 | 2021 | 2022 | 2023 | 2024 | 2020 | 2021 | 2022 | 2023 | 2024 |
| First | 32 | 43 | 26 | 30 | 50 | 28 | 22 | 17 | 17 | 12 | 60 | 65 | 43 | 47 | 62 |
| Second | 100 | 81 | 66 | 91 | 97 | 157 | 95 | 91 | 140 | 177 | 257 | 176 | 157 | 231 | 274 |
| Third | 10 | 6 | 9 | 8 | 5 | 10 | 9 | 8 | 11 | 10 | 20 | 15 | 17 | 19 | 15 |
| Fourth | 2 | 10 | 3 | 6 | 13 | 18 | 17 | 25 | 14 | 10 | 20 | 27 | 28 | 20 | 23 |
| Fifth | 4 | 11 | 3 | 8 | 17 | 39 | 15 | 12 | 12 | 14 | 43 | 26 | 15 | 20 | 31 |
| Sixth | 3 | 5 | 3 | 3 | 6 | 6 | 7 | 16 | 11 | 9 | 9 | 12 | 19 | 14 | 15 |
| Seventh | 13 | 4 | 9 | 7 | 4 | 14 | 10 | 4 | 8 | 6 | 27 | 14 | 13 | 15 | 10 |
| Eighth | 766 | 590 | 744 | 705 | 753 | 658 | 387 | 364 | 434 | 415 | 1,424 | 977 | 1,108 | 1,139 | 1,168 |
| Ninth | 11 | 11 | 9 | 13 | 10 | 11 | 7 | 23 | 8 | 5 | 22 | 18 | 32 | 21 | 15 |
| Tenth | 2 | 1 | 0 | 5 | 1 | 1 | 6 | 5 | 5 | 10 | 3 | 7 | 5 | 10 | 11 |
| Eleventh | 4 | 9 | 9 | 8 | 13 | 13 | 12 | 4 | 8 | 11 | 17 | 21 | 13 | 16 | 24 |
| Total ^b | 947 | 771 | 881 | 884 | 969 | 955 | 587 | 569 | 668 | 679 | 1,902 | 1,358 | 1,450 | 1,552 | 1,648 |

^a Family and juvenile cases are included in civil appeals.
^b Total does not include filed appeals that are not associated with specific judicial districts.
 Source: Nevada Supreme Court Clerk's Office.

NEVADA APPELLATE COURTS CASES FILED AND DISPOSED, FISCAL YEARS 2020-24. ^a

| | 2020 | 2021 | 2022 | 2023 | 2024 |
|--|--------------------|--------------|--------------|--------------|--------------|
| Supreme Court Cases Filed | | | | | |
| Bar Matters | 78 | 85 | 84 | 81 | 75 |
| Appeals | 1,904 | 1,361 | 1,452 | 1,556 | 1,655 |
| Original Proceedings | 351 | 271 | 287 | 278 | 314 |
| Other | 0 | 6 | 1 | 1 | 1 |
| Reinstated | 28 | 25 | 18 | 25 | 33 |
| (COA) Petition for Review Filed | 113 | 112 | 79 | 66 | 81 |
| Total Cases Filed | 2,474 | 1,860 | 1,921 | 2,007 | 2,159 |
| Cases Filed With Supreme Court & Assigned to Court of Appeals | | | | | |
| Cases Assigned to COA | 1,111 ^b | 795 | 615 | 685 | 660 |
| Limited Transfers | (b) | 1 | 4 | 3 | 4 |
| Cases Reinstated | 1 | 1 | 0 | 0 | 2 |
| Total Cases Filed With COA | 1,112 | 797 | 619 | 688 | 666 |
| Appellate Courts Cases Disposed | | | | | |
| Supreme Court Cases Disposed | | | | | |
| By Opinions ^c | 78 | 90 | 111 | 50 | 85 |
| By Order | 1,559 | 1,253 | 1,122 | 1,098 | 1,273 |
| Other | 0 | 3 | 1 | 1 | 5 |
| (COA) Petition for Review Denied | 103 | 105 | 82 | 60 | 78 |
| Court of Appeals Cases Disposed | | | | | |
| By Opinions ^c | 4 | 4 | 6 | 5 | 16 |
| By Order | 1,077 | 906 | 649 | 594 | 606 |
| Other | 3 | 5 | 8 | 8 | 8 |
| Total Cases Disposed | 2,824 | 2,366 | 1,979 | 1,816 | 2,071 |
| Pending Cases | | | | | |
| Supreme Court Pending ^a | 1,440 | 1,046 | 1,036 | 1,149 | 1,207 |
| Court of Appeals Pending ^a | 248 | 130 | 86 | 167 | 203 |
| Total Appeal Cases Pending ^a | 1,688 | 1,176 | 1,122 | 1,316 | 1,410 |
| Authored Opinions | | | | | |
| SC Authored Opinions | 78 | 90 | 111 | 50 | 85 |
| COA Authored Opinions | 4 | 3 | 6 | 5 | 16 |
| Total Authored Opinions | 82 | 93 | 117 | 55 | 101 |

^a Pending cases vary year to year due in part to case reclassification, limited transfers to the Court of Appeals, and reinstated cases.
^b Includes limited transfers to the Court of Appeals.
^c May include single and consolidated cases disposed per curiam or by authored opinion.
 Source: Nevada Supreme Court Clerk's Office.

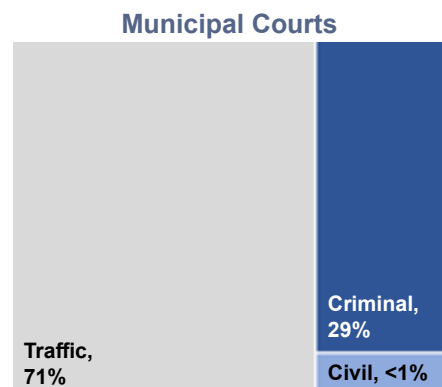
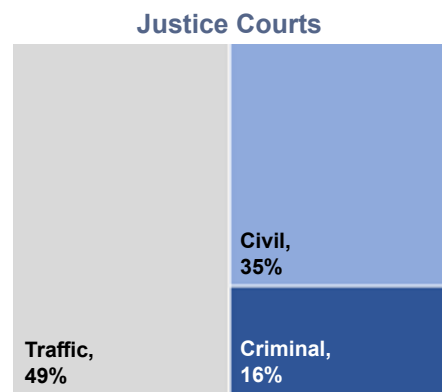
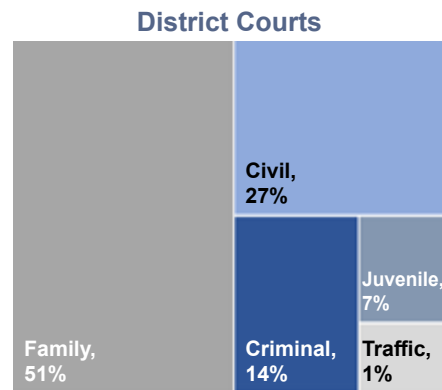


NEVADA TRIAL COURT OVERVIEW

NEVADA JUDICIARY OVERVIEW

Significant effort is made to ensure the accurate and consistent reporting of cases across Nevada; however, local jurisdictional rules, processes, and prosecutorial filing practices affect some courts' ability to consistently report data similar to other courts. These differences affect comparisons between jurisdictions. For instance, in some justice courts, district attorneys will file two complaints for a single incident: one for misdemeanors and another for the felony and gross misdemeanor charges to potentially be boundover to district court. In other jurisdictions, all charges may be filed in a single complaint. Accordingly, comparing criminal caseloads across jurisdictions should be done carefully, taking local rules and practices into consideration. Where known, the data presented is footnoted to identify differences in consistent reporting of information.

TRIAL COURT CASE DISTRIBUTIONS, FISCAL YEAR 2024



REPORTED STATEWIDE TRIAL COURT TOTALS, FISCAL YEARS 2022-24.

| Caseload Filings ^a | | | | | | | |
|-------------------------------|-------------|-----------------------|----------------------|---------------------|-----------------------|------------------------|----------------------------------|
| Court | Fiscal Year | Criminal ^b | Civil | Family ^c | Juvenile ^e | Total Non-Traffic | Traffic and Parking ^d |
| District | 2024 | 19,102 | 36,298 | 69,736 | 9,154 | 134,290 | 1,751 |
| | 2023 | 18,442 | 31,209 | 70,761 | 8,516 | 128,928 | 2,117 |
| | 2022 | 17,392 | 30,565 | 72,743 | 6,823 | 127,523 | 2,093 |
| Justice | 2024 | 69,786 | 151,107 | - | - | 220,893 | 212,152 |
| | 2023 | 70,954 | 147,884 | - | - | 218,838 | 217,221 ^f |
| | 2022 | 65,905 | 129,974 | - | - | 195,879 | 236,027 |
| Municipal | 2024 | 39,284 | 432 | - | - | 39,716 | 95,172 |
| | 2023 | 37,208 ^f | 541 ^f | - | - | 37,749 ^{f,r} | 100,299 ^f |
| | 2022 | 36,924 | 1,164 | - | - | 38,088 | 104,762 |
| Total | 2024 | 128,172 | 187,837 | 69,736 | 9,154 | 394,899 | 309,075 |
| | 2023 | 126,604 ^f | 179,634 ^f | 70,761 | 8,516 | 385,515 ^{f,r} | 319,637 ^{f,r} |
| | 2022 | 120,221 | 161,703 | 72,743 | 6,823 | 361,490 | 342,882 |

| Dispositions ^a | | | | | | | |
|---------------------------|-------------|-----------------------|----------------------|---------------------|-----------------------|------------------------|----------------------------------|
| Court | Fiscal Year | Criminal ^b | Civil | Family ^c | Juvenile ^e | Total Non-Traffic | Traffic and Parking ^d |
| District | 2024 | 18,625 | 32,849 | 65,754 | 9,029 | 126,257 | 1,611 |
| | 2023 | 17,175 | 29,614 | 66,427 | 9,110 | 122,326 | 2,170 |
| | 2022 | 16,200 | 31,732 | 68,874 | 11,842 | 128,648 | 1,949 |
| Justice | 2024 | 70,865 | 145,242 | - | - | 216,107 | 196,075 |
| | 2023 | 63,869 | 141,691 | - | - | 205,560 | 142,890 ^{f,r} |
| | 2022 | 68,520 | 122,850 | - | - | 191,370 | 142,178 ^f |
| Municipal | 2024 | 35,766 | 474 | - | - | 36,240 | 88,963 |
| | 2023 | 32,287 ^f | 576 ^f | - | - | 32,863 ^{f,r} | 90,050 ^f |
| | 2022 | 39,573 | 1,213 | - | - | 40,786 | 98,931 |
| Total | 2024 | 125,256 | 178,565 | 65,754 | 9,029 | 378,604 | 286,649 |
| | 2023 | 113,331 ^f | 171,881 ^f | 66,427 | 9,110 | 360,749 ^{f,r} | 235,110 ^{f,r} |
| | 2022 | 124,293 | 155,795 | 68,874 | 11,842 | 360,804 | 243,058 ^f |

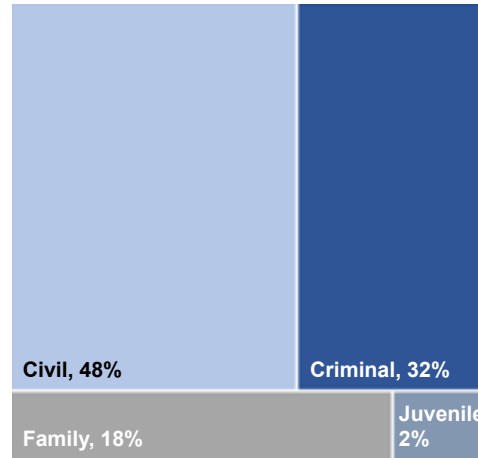
NJ Not within court jurisdiction.
^a Reopened cases are included in totals.
^b Criminal includes felony, gross misdemeanor, non-traffic misdemeanor, and criminal/infracton appeal (District Court only) filings and are counted by defendant.
^c Family and juvenile case types only heard in District Courts.
^d Traffic and Parking includes juvenile traffic statistics.
^e Magnitude is incomplete or includes estimates for specific courts.
^f Data totals revised from previous annual reports due to updated or improved data collection.
 Source: Uniform System for Judicial Records, Nevada AOC, Research and Statistics Unit.

NEVADA TRIAL COURT CASELOAD FILINGS AND DISPOSITIONS Fiscal Year 2024

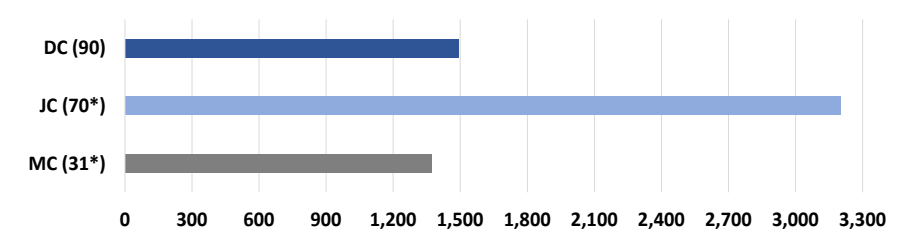
| Court | Criminal Filings ^a | Civil Filings | Family Filings ^b | Juvenile Filings ^b | Reopened Cases | Total Cases | Total Disposed | Disp. Rate | Traffic and Parking ^c | | |
|------------------|-------------------------------|----------------|-----------------------------|-------------------------------|----------------|----------------|----------------|------------|----------------------------------|----------------|------------|
| | | | | | | | | | Cases | Disposed | Disp. Rate |
| District Courts | 12,870 | 33,324 | 51,721 | 7,185 | 29,190 | 134,290 | 126,257 | 94% | 1,751 | 1,611 | 92% |
| Justice Courts | 64,334 | 134,733 | - | - | 21,826 | 220,893 | 216,107 | 98% | 212,152 | 196,075 | 92% |
| Municipal Courts | 34,074 | 405 | - | - | 5,237 | 39,716 | 36,240 | 91% | 95,172 | 88,963 | 93% |
| TOTAL | 111,278 | 168,462 | 51,721 | 7,185 | 56,253 | 394,899 | 378,604 | 96% | 309,075 | 286,649 | 93% |

^a Criminal includes felony, gross misdemeanor, non-traffic misdemeanor, and criminal appeals (District Court only) filings.
^b Family and juvenile case types only heard in District Courts.
^c Traffic and Parking includes juvenile traffic statistics.
 Source: Uniform System for Judicial Records, Nevada AOC, Research and Statistics Unit.

NON-TRAFFIC CASE DISTRIBUTION

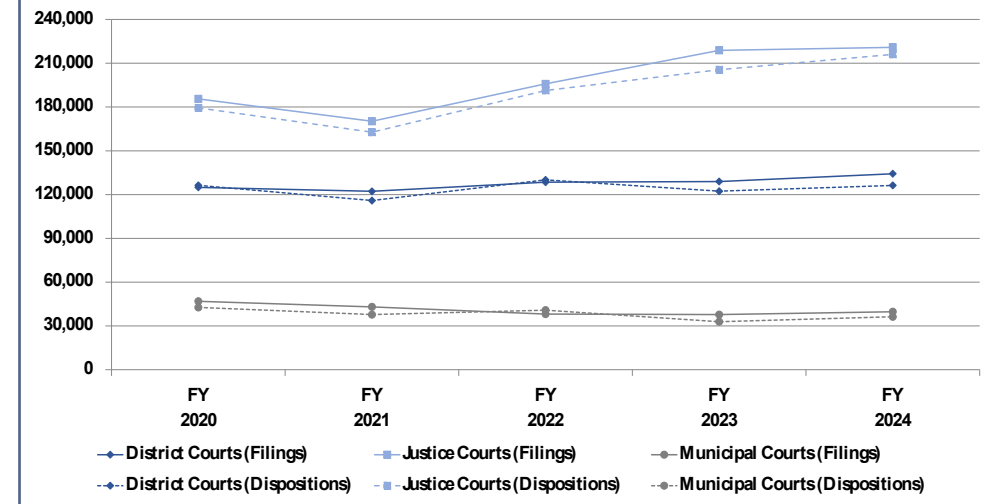


NON-TRAFFIC TOTAL CASES PER JUDGE



*Authorized positions as of June 30, 2023. Actual filed positions were used to calculate reported magnitudes. For greater detail see footnotes on Table 1 in the Annual Report Appendix file at nvcourts.

NEVADA TRIAL COURT NON-TRAFFIC FILINGS AND DISPOSITIONS FISCAL YEARS 2020-24



Nevada Demographics

Population: 3,241,678^a
 Geographic Size: 109,781 sq. mi.^b
 Population Density: 30/sq. mi.
 Most Populous Township: Las Vegas
^a Source: Nevada State Demographer
^b Source: U.S. Census Bureau


QUICK FACTS

- 11 JUDICIAL DISTRICTS
- 17 COUNTIES AND DISTRICT COURTS
- 40 TOWNSHIPS AND JUSTICE COURTS
- 17 MUNICIPAL COURTS

FIRST JUDICIAL DISTRICT



Carson City Courthouse



Storey County Courthouse

SECOND JUDICIAL DISTRICT



Washoe County Courthouse

FIRST JUDICIAL DISTRICT CASELOAD FILINGS AND DISPOSITIONS Fiscal Year 2024^a

| Court | Non-Traffic Cases | | | | | Traffic and Parking Cases ^b | | | | | |
|--|-----------------------------|--------------|---------------------------|-----------------------------|-----------------|--|------------------|------------------|---------------|---------------|---------------|
| | Criminal Cases ^c | Civil Cases | Family Cases ^d | Juvenile Cases ^d | Total Non-Traf. | Total Disp. | Misd. Cases | Infraction Cases | Parking Cases | Total Traffic | Total Disp. |
| Carson City District Court | 334 | 551 | 1,380 | 277 | 2,542 | 1,900 | 105 ^f | 0 ^f | - | 105 | 42 |
| Storey County District Court | 3 | 37 | 19 | 3 | 62 | 41 | 1 ^f | 0 ^f | - | 1 | 1 |
| Carson City Justice Court ^g | 1,942 | 2,134 | - | - | 4,076 | 3,518 | 2,940 | 4,518 | 11 | 7,469 | 7,670 |
| Virginia City Justice Court | 265 | 79 | - | - | 344 | 295 | 818 | 1,625 | 27 | 2,470 | 2,705 |
| TOTAL | 2,544 | 2,801 | 1,399 | 280 | 7,024 | 5,754 | 3,864 | 6,143 | 38 | 10,045 | 10,418 |

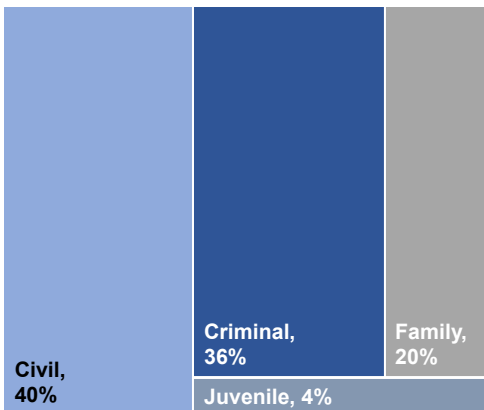
^a Statistics include reopened cases.
^b Includes juvenile traffic statistics. Infraction cases may include non-traffic matters. District Courts do not report parking cases.
^c Criminal includes felony, gross misdemeanor, non-traffic misdemeanor, and criminal/infraction appeal (District Court only) filings.
^d Family and juvenile case types only heard in District Courts.
^e Civil infraction information may be included in the Traffic, Misdemeanor case type.
^f Carson City is a consolidated municipality and the Justice Court includes Municipal Court information.

SECOND JUDICIAL DISTRICT CASELOAD FILINGS AND DISPOSITIONS Fiscal Year 2024^a

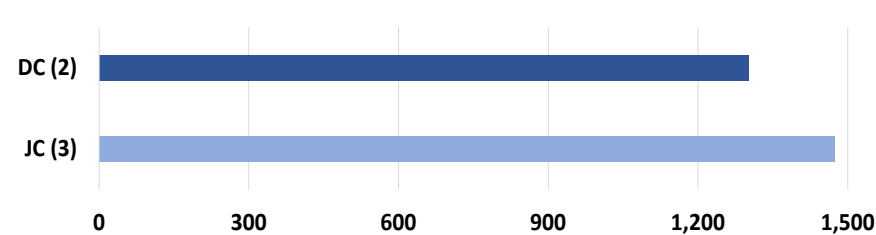
| Court | Non-Traffic Cases | | | | | Traffic and Parking Cases ^b | | | | | |
|-------------------------|-----------------------------|---------------|---------------------------|-----------------------------|---------------------|--|----------------------|------------------|---------------|--------------------|---------------|
| | Criminal Cases ^c | Civil Cases | Family Cases ^d | Juvenile Cases ^d | Total Non-Traf. | Total Disp. | Misd. Cases | Infraction Cases | Parking Cases | Total Traffic | Total Disp. |
| Washoe County DC | 2,823 | 3,846 | 10,187 | 1,268Z | 18,124 ^f | 14,933 | 1,259 ^{f,g} | 0 ^g | - | 1,259 ^f | 1,253 |
| Incline Village JC | 195 | 114 | - | - | 309 | 289 | 160 | 1,081 | 0 | 1,241 | 1,164 |
| Reno Justice Court | 4,974 | 10,949 | - | - | 15,923 | 14,935 | 5,027 | 10,747 | 2 | 15,776 | 15,354 |
| Sparks Justice Court | 2,490 | 5,155 | - | - | 7,645 | 7,643 | 1,878 | 2,266 | 0 | 4,144 | 4,301 |
| Wadsworth Justice Court | 83 | 17 | - | - | 100 | 64 | 619 | 1,976 | 0 | 2,595 | 2,171 |
| Reno Municipal Court | 6,033 | 64 | - | - | 6,097 | 5,498 | 4,113 | 7,838 | 0 | 11,951 | 11,891 |
| Sparks Municipal Court | 1,907 ^f | 5 | - | - | 1,912 ^f | 1,716 | 1,582 ^f | 2,414 | 71 | 4,067 ^f | 3,925 |
| TOTAL | 18,505 | 20,150 | 10,187 | 1,268 | 50,110 | 45,078 | 14,638 | 26,322 | 73 | 41,033 | 40,059 |

^a Statistics include reopened cases.
^b Includes juvenile traffic statistics. Infraction cases may include non-traffic matters. District Courts do not report parking cases.
^c Criminal includes felony, gross misdemeanor, non-traffic misdemeanor, and criminal/infraction appeal (District Court only) filings.
^d Family and juvenile case types only heard in District Courts.
^e Reopened (cases) not reported or under-reported.
^f Civil infraction information may be included in the Traffic, Misdemeanor case type.

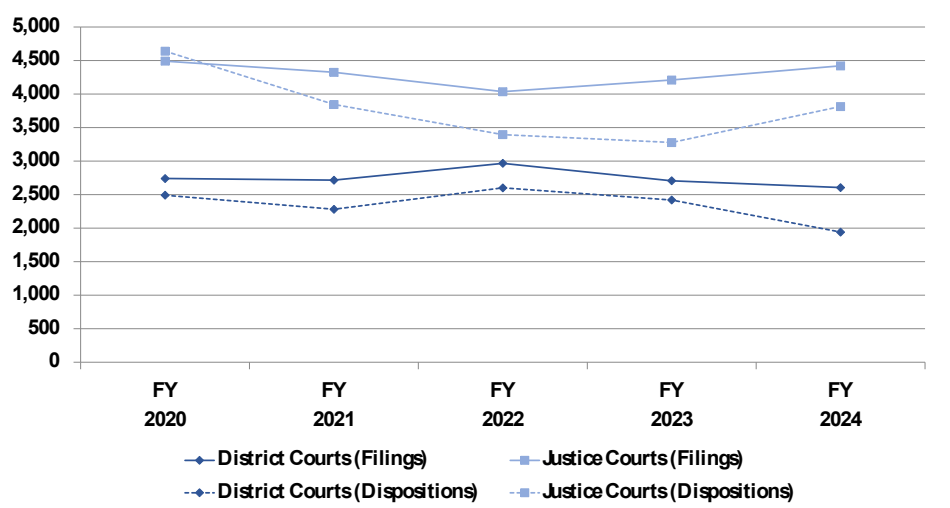
NON-TRAFFIC CASE DISTRIBUTION



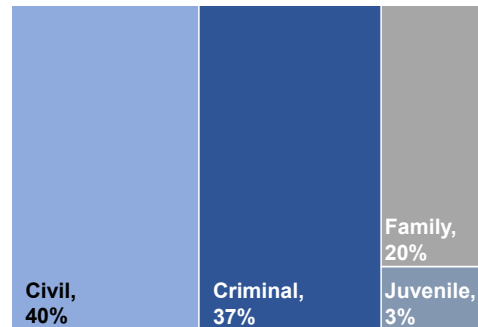
NON-TRAFFIC TOTAL CASES PER JUDGE



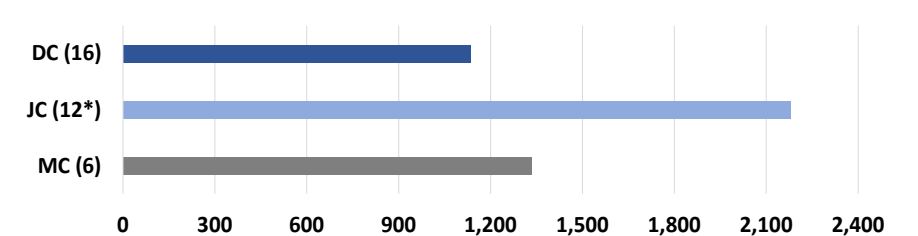
FIRST JUDICIAL DISTRICT NON-TRAFFIC FILINGS AND DISPOSITIONS FISCAL YEARS 2020-24



NON-TRAFFIC CASE DISTRIBUTION

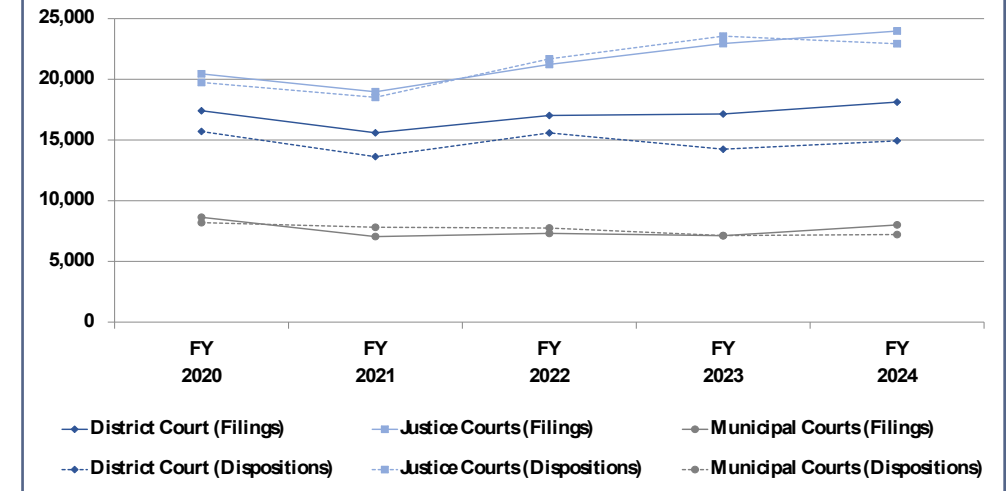


NON-TRAFFIC TOTAL CASES PER JUDGE



*Authorized positions as of June 30, 2023. Actual filled positions were used to calculate reported magnitudes. For greater detail see footnotes on Table 1 in the Annual Report Appendix file at nvcourts.

SECOND JUDICIAL DISTRICT NON-TRAFFIC FILINGS AND DISPOSITIONS FISCAL YEARS 2020-24



District Demographics

Population: 63,377^a
 Geographic Size: 408 sq. mi.^b
 Population Density: 155/sq. mi.
 Most Populous Township: Carson City
^a Source: Nevada State Demographer
^b Source: U.S. Census Bureau

QUICK FACTS | **2%** OF STATEWIDE NON-TRAFFIC CASELOAD
3% OF STATEWIDE TRAFFIC CASELOAD



District Demographics

Population: 508,759^a
 Geographic Size: 6,302 sq. mi.^b
 Population Density: 81/sq. mi.
 Most Populous Township: Reno
^a Source: Nevada State Demographer
^b Source: U.S. Census Bureau

QUICK FACTS | **13%** OF STATEWIDE NON-TRAFFIC CASELOAD
13% OF STATEWIDE TRAFFIC CASELOAD

THIRD JUDICIAL DISTRICT



Lyon County Courthouse

FOURTH JUDICIAL DISTRICT



Elko County Courthouse

THIRD JUDICIAL DISTRICT CASELOAD FILINGS AND DISPOSITIONS Fiscal Year 2024^a

| Court | Non-Traffic Cases | | | | Traffic and Parking Cases ^b | | | | | | |
|----------------------------|-----------------------------|--------------|---------------------------|-----------------------------|--|--------------|-------------------|------------------|---------------|-----------------|--------------------------|
| | Criminal Cases ^c | Civil Cases | Family Cases ^d | Juvenile Cases ^d | Total Non-Traf. | Total Disp. | Misd. Cases | Infraction Cases | Parking Cases | Total Traffic | Total Disp. |
| Lyon County District Court | 341 | 383 | 919 | 248 | 1,891 | 1,813 | 63 ^{f,g} | 0 ^g | - | 63 ^f | 0 ⁱ |
| Canal Justice Court | 421 | 1,115 | - | - | 1,536 | 1,470 | 434 | 634 | 1 | 1,069 | 1,158 |
| Dayton Justice Court | 445 | 659 | - | - | 1,104 | 1,137 | 532 | 1,322 | 2 | 1,856 | 1,880 |
| Walker River Justice Court | 531 | 681 | - | - | 1,212 | 1,221 | 537 | 1,050 | 0 | 1,587 | 1,694 |
| Fernley Municipal Court | 280 | 0 | - | - | 280 | 199 | 527 | 807 | 7 | 1,341 | 1,164 |
| Yerington Municipal Court | 74 | 0 | - | - | 74 | 81 | 82 | 173 | 1 | 256 | 226 |
| TOTAL | 2,092 | 2,838 | 919 | 248 | 6,097 | 5,921 | 2,175 | 3,986 | 11 | 6,172 | 6,122ⁱ |

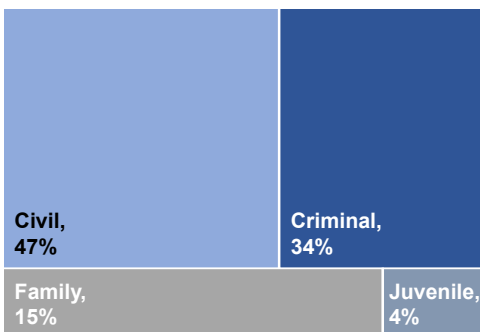
- ^a Statistics include reopened cases.
- ^b Includes juvenile traffic statistics. Infraction cases may include non-traffic matters. District Courts do not report parking cases.
- ^c Criminal includes felony, gross misdemeanor, non-traffic misdemeanor, and criminal/infraction appeal (District Court only) filings.
- ^d Family and juvenile case types only heard in District Courts.
- ^e Reopened (cases) not reported or under-reported.
- ^f Civil infraction information may be included in the Traffic, Misdemeanor case type.
- ^g Incomplete.

FOURTH JUDICIAL DISTRICT CASELOAD FILINGS AND DISPOSITIONS Fiscal Year 2024^a

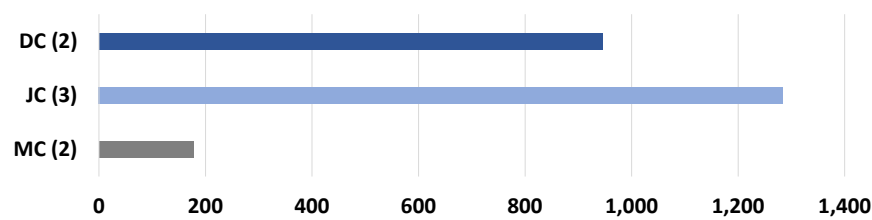
| Court | Non-Traffic Cases | | | | Traffic and Parking Cases ^b | | | | | | |
|----------------------------|-----------------------------|--------------|---------------------------|-----------------------------|--|--------------------|--------------------------|------------------|---------------|--------------------------|--------------------------|
| | Criminal Cases ^c | Civil Cases | Family Cases ^d | Juvenile Cases ^d | Total Non-Traf. | Total Disp. | Misd. Cases | Infraction Cases | Parking Cases | Total Traffic | Total Disp. |
| Elko County District Court | 464 | 371 | 859 | 119 | 1,813 | 1,694 ^f | 4 ⁱ | 0 | - | 4 ⁱ | 19 ^{f,i} |
| Carlin Justice Court | 39 | 61 | - | - | 100 | 95 ^f | 56 | 82 | 0 | 138 | 184 ^f |
| Eastline Justice Court | 61 | 108 | - | - | 169 | 206 ^f | 245 | 134 | 0 | 379 | 348 |
| Elko Justice Court | 1,483 | 1,136 | - | - | 2,619 | 2,001 | 1,148 | 1,423 | 1 | 2,572 | 2,390 |
| Wells Justice Court | 81 | 62 | - | - | 143 | 153 | 386 | 2,339 | 3 | 2,728 | 3,638 ^f |
| Carlin Municipal Court | 90 | 0 | - | - | 90 | 64 | 24 | 102 | 2 | 128 | 153 |
| Elko Municipal Court | 170 | 2 | - | - | 172 | 169 | 152 | 896 | 7 | 1,055 | 950 |
| Wells Municipal Court | 2 | 0 | - | - | 2 | 5 | 6 | 175 | 3 | 184 | 219 |
| West Wendover MC | 90 | 1 | - | - | 91 | 87 | 13 | 402 | 0 | 415 | 555 ^f |
| TOTAL | 2,480 | 1,741 | 859 | 119 | 5,199 | 4,474 | 2,034ⁱ | 5,553 | 16 | 7,603ⁱ | 8,456ⁱ |

- ^a Statistics include reopened cases.
- ^b Includes juvenile traffic statistics. Infraction cases may include non-traffic matters. District Courts do not report parking cases.
- ^c Criminal includes felony, gross misdemeanor, non-traffic misdemeanor, and criminal/infraction appeal (District Court only) filings.
- ^d Family and juvenile case types only heard in District Courts.
- ^e Includes administrative case closures.
- ^f Incomplete.

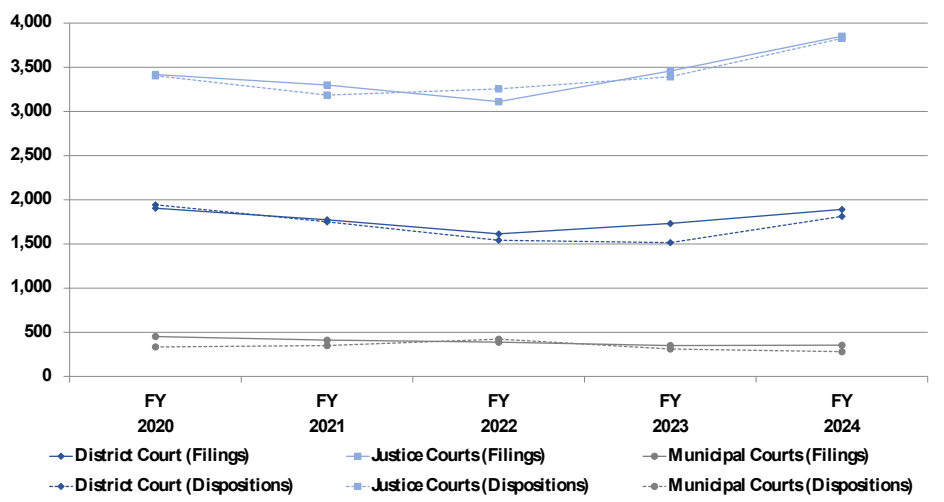
NON-TRAFFIC CASE DISTRIBUTION



NON-TRAFFIC TOTAL CASES PER JUDGE

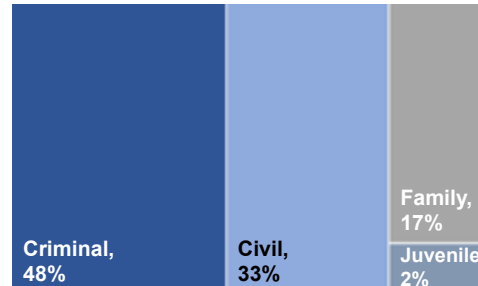


THIRD JUDICIAL DISTRICT NON-TRAFFIC FILINGS AND DISPOSITIONS FISCAL YEARS 2020-24

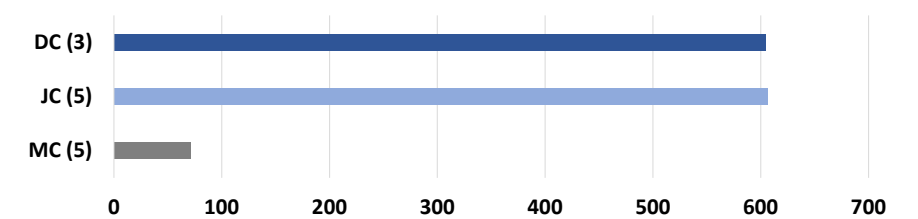


QUICK FACTS | **2%** OF STATEWIDE NON-TRAFFIC CASELOAD
2% OF STATEWIDE TRAFFIC CASELOAD

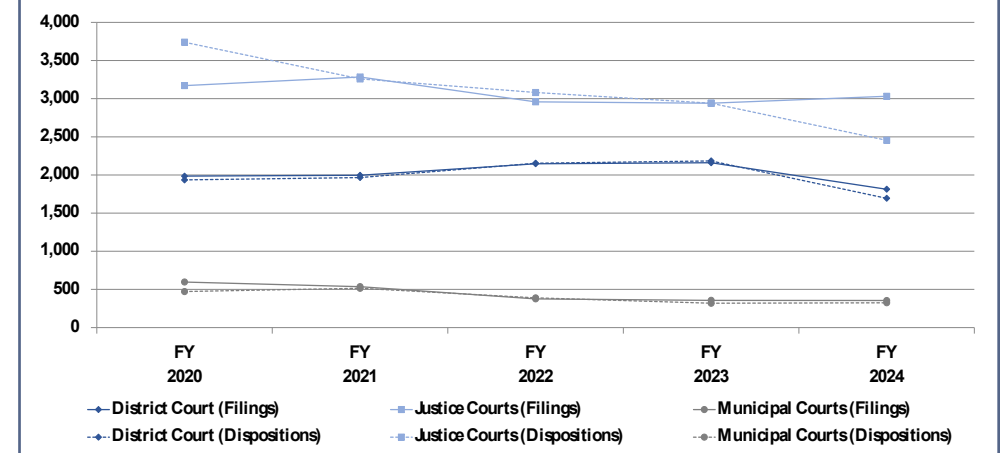
NON-TRAFFIC CASE DISTRIBUTION



NON-TRAFFIC TOTAL CASES PER JUDGE



FOURTH JUDICIAL DISTRICT NON-TRAFFIC FILINGS AND DISPOSITIONS FISCAL YEARS 2020-24



District Demographics

Population: 57,538^a
Geographic Size: 17,170 sq. mi.^b
Population Density: 3/sq. mi.
Most Populous Township: Elko

^a Source: Nevada State Demographer
^b Source: U.S. Census Bureau

QUICK FACTS | **1%** OF STATEWIDE NON-TRAFFIC CASELOAD
3% OF STATEWIDE TRAFFIC CASELOAD



District Demographics

Population: 63,179^a
Geographic Size: 2,001 sq. mi.^b
Population Density: 32/sq. mi.
Most Populous Township: Dayton

^a Source: Nevada State Demographer
^b Source: U.S. Census Bureau

FIFTH JUDICIAL DISTRICT



Esmeralda County Courthouse



Nye County Courthouse



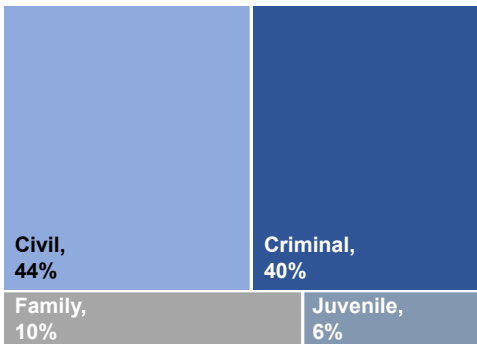
Humboldt County Courthouse

FIFTH JUDICIAL DISTRICT CASELOAD FILINGS AND DISPOSITIONS Fiscal Year 2024^a

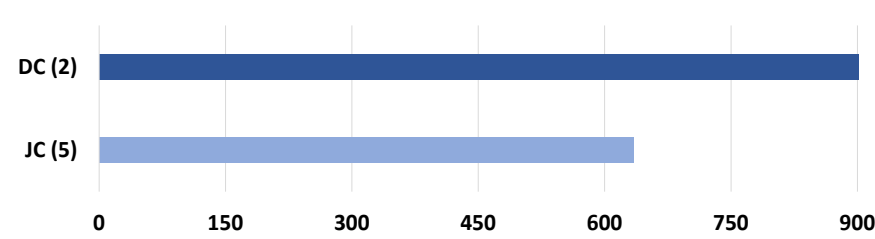
| Court | Non-Traffic Cases | | | | | Traffic and Parking Cases ^b | | | | | |
|---------------------------|-----------------------------|--------------|---------------------------|-----------------------------|-----------------|--|--------------------|------------------|---------------|---------------|--------------|
| | Criminal Cases ^c | Civil Cases | Family Cases ^d | Juvenile Cases ^d | Total Non-Traf. | Total Disp. | Misd. Cases | Infraction Cases | Parking Cases | Total Traffic | Total Disp. |
| Esmeralda County DC | 5 | 18 | 7 | 0 | 30 | 1 | 6 ^f | 0 ^f | - | 6 | 0 |
| Nye County District Court | 348 | 675 | 456 | 269 | 1,748 | 1,211 | 66 ^f | 0 ^f | - | 66 | 59 |
| Beatty Justice Court | 69 | 45 | - | - | 114 | 149 ^g | 264 | 1,351 | 2 | 1,617 | 1,387 |
| Esmeralda Justice Court | 27 | 26 | - | - | 53 | 81 ^g | 1,292 ^f | 226 ^f | 0 | 1,518 | 1,511 |
| Pahrump Justice Court | 1,222 | 1,148 | - | - | 2,370 | 2,613 ^g | 1,707 | 3,359 | 0 | 5,066 | 4,851 |
| Tonopah Justice Court | 157 | 95 | - | - | 252 | 242 | 451 | 936 | 0 | 1,387 | 1,655 |
| TOTAL | 1,828 | 2,007 | 463 | 269 | 4,567 | 4,297 | 3,786 | 5,872 | 2 | 9,660 | 9,463 |

- ^a Statistics include reopened cases.
- ^b Includes juvenile traffic statistics. Infraction cases may include non-traffic matters. District Courts do not report parking cases.
- ^c Criminal includes felony, gross misdemeanor, non-traffic misdemeanor, and criminal/infraction appeal (District Court only) filings.
- ^d Family and juvenile case types only heard in District Courts.
- ^e Civil infraction information may be included in the Traffic, Misdemeanor case type.
- ^g Includes administrative case closures.

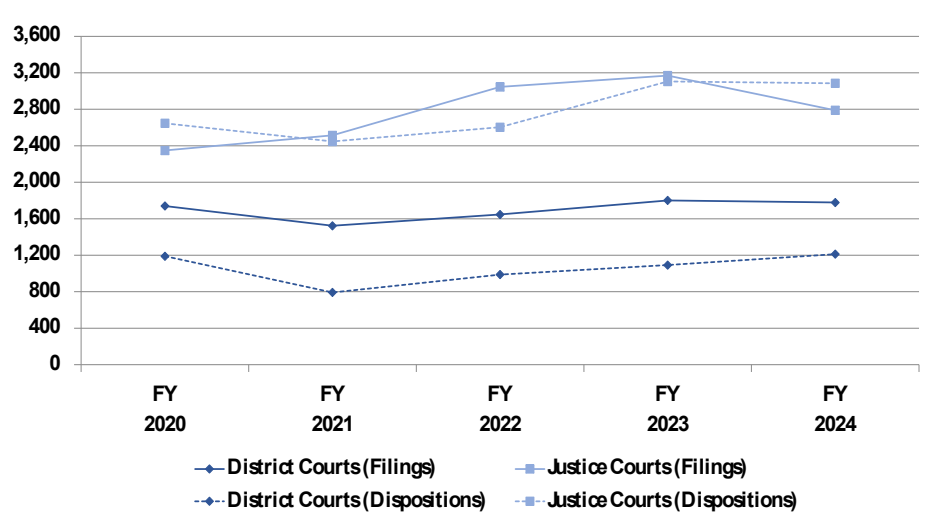
NON-TRAFFIC CASE DISTRIBUTION



NON-TRAFFIC TOTAL CASES PER JUDGE



FIFTH JUDICIAL DISTRICT NON-TRAFFIC FILINGS AND DISPOSITIONS FISCAL YEARS 2020-24



District Demographics

Population: 53,545^a
 Geographic Size: 21,764 sq. mi.^b
 Population Density: 2/sq. mi.
 Most Populous Township: Pahrump

^a Source: Nevada State Demographer
^b Source: U.S. Census Bureau

QUICK FACTS | **1%** OF STATEWIDE NON-TRAFFIC CASELOAD
3% OF STATEWIDE TRAFFIC CASELOAD

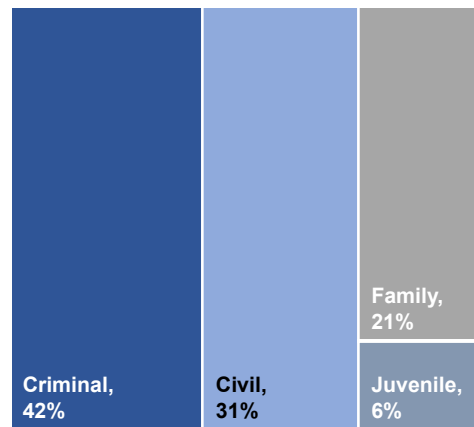
SIXTH JUDICIAL DISTRICT

SIXTH JUDICIAL DISTRICT CASELOAD FILINGS AND DISPOSITIONS Fiscal Year 2024^a

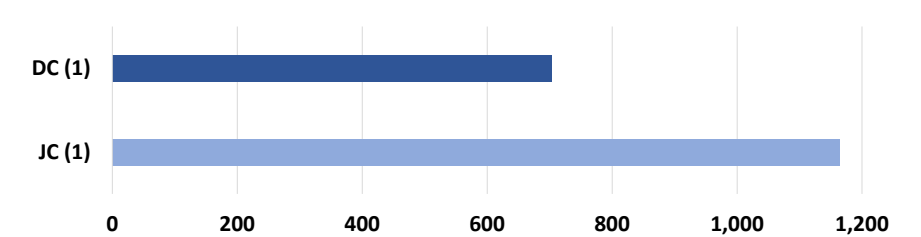
| Court | Non-Traffic Cases | | | | | Traffic and Parking Cases ^b | | | | | |
|---------------------|-----------------------------|-------------|---------------------------|-----------------------------|-----------------|--|-----------------|------------------|---------------|---------------|--------------|
| | Criminal Cases ^c | Civil Cases | Family Cases ^d | Juvenile Cases ^d | Total Non-Traf. | Total Disp. | Misd. Cases | Infraction Cases | Parking Cases | Total Traffic | Total Disp. |
| Humboldt County DC | 93 | 116 | 382 | 113 | 704 | 590 | 80 ^f | 0 ^f | - | 80 | 78 |
| Union Justice Court | 700 | 464 | - | - | 1,164 | 1,011 | 550 | 2,579 | 0 | 3,129 | 3,087 |
| TOTAL | 793 | 580 | 382 | 113 | 1,868 | 1,601 | 630 | 2,579 | 0 | 3,209 | 3,165 |

- ^a Statistics include reopened cases.
- ^b Includes juvenile traffic statistics. Infraction cases may include non-traffic matters. District Courts do not report parking cases.
- ^c Criminal includes felony, gross misdemeanor, non-traffic misdemeanor, and criminal/infraction appeal (District Court only) filings.
- ^d Family and juvenile case types only heard in District Courts.
- ^e Civil infraction information may be included in the Traffic, Misdemeanor case type.

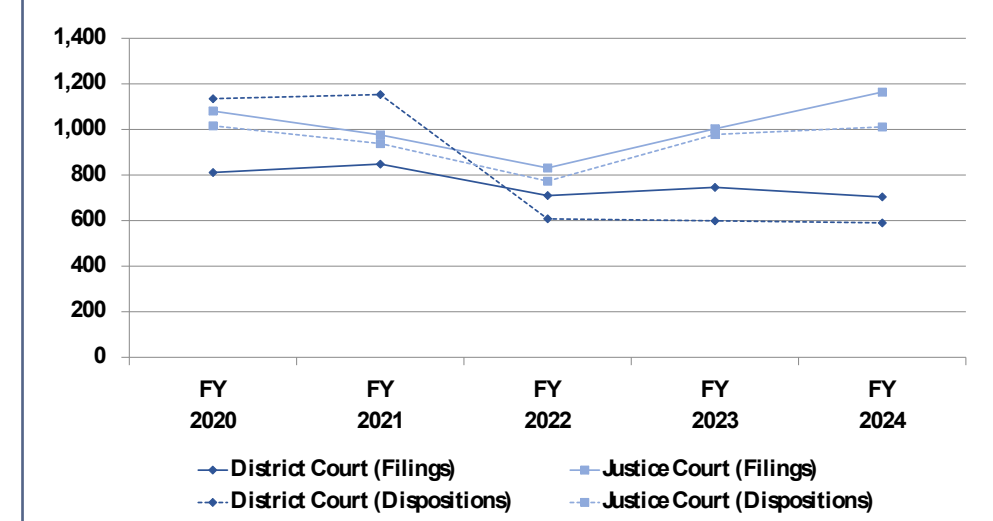
NON-TRAFFIC CASE DISTRIBUTION



NON-TRAFFIC TOTAL CASES PER JUDGE



SIXTH JUDICIAL DISTRICT NON-TRAFFIC FILINGS AND DISPOSITIONS FISCAL YEARS 2020-24



District Demographics

Population: 17,696^a
 Geographic Size: 9,641 sq. mi.^b
 Population Density: 2/sq. mi.
 Most Populous Township: Union

^a Source: Nevada State Demographer
^b Source: U.S. Census Bureau

QUICK FACTS | **<1%** OF STATEWIDE NON-TRAFFIC CASELOAD
1% OF STATEWIDE TRAFFIC CASELOAD

SEVENTH JUDICIAL DISTRICT



Eureka County Courthouse



Lincoln County Courthouse



White Pine County Courthouse

EIGHTH JUDICIAL DISTRICT



Regional Justice Center

SEVENTH JUDICIAL DISTRICT CASELOAD FILINGS AND DISPOSITIONS Fiscal Year 2024^a

| Court | Non-Traffic Cases | | | | | Traffic and Parking Cases ^b | | | | | |
|-------------------------------|-----------------------------|-------------|---------------------------|-----------------------------|-----------------|--|------------------|--------------------|---------------|---------------|--------------|
| | Criminal Cases ^c | Civil Cases | Family Cases ^d | Juvenile Cases ^d | Total Non-Traf. | Total Disp. | Misd. Cases | Infraction Cases | Parking Cases | Total Traffic | Total Disp. |
| Eureka County District Court | 14 | 16 | 25 | 4 | 59 | 33 | 1 ^f | 0 ^f | - | 1 | 0 |
| Lincoln County District Court | 33 | 40 | 29 | 5 | 107 | 62 | 0 ^f | 0 ^f | - | 0 | 0 |
| White Pine County DC | 134 | 105 | 115 | 158 | 512 | 467 | 3 ^f | 0 ^f | - | 3 | 2 |
| Ely Justice Court | 255 | 269 | - | - | 524 | 469 | 164 ^f | 815 ^f | 0 | 979 | 905 |
| Eureka Justice Court | 73 | 32 | - | - | 105 | 105 | 123 ^f | 493 ^f | 1 | 617 | 659 |
| Meadow Valley Justice Court | 55 | 32 | - | - | 87 | 59 | 59 ^f | 377 ^f | 0 | 436 | 363 |
| Pahrnagat Valley JC | 56 | 5 | - | - | 61 | 43 | 205 ^f | 1,402 ^f | 1 | 1,608 | 1,556 |
| Caliente Municipal Court | 8 | 0 | - | - | 8 | 11 | 0 | 0 | 0 | 0 | 0 |
| Ely Municipal Court | 127 | 0 | - | - | 127 | 133 | 162 | 204 | 1 | 367 | 345 |
| TOTAL | 755 | 499 | 169 | 167 | 1,590 | 1,382 | 717 | 3,291 | 3 | 4,011 | 3,830 |

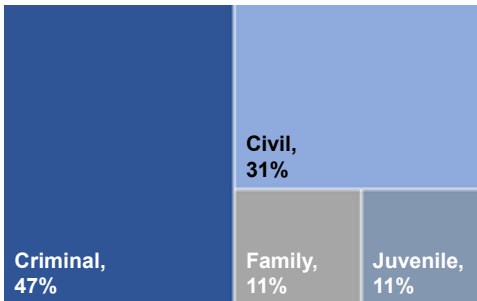
^a Statistics include reopened cases.
^b Includes juvenile traffic statistics. Infraction cases may include non-traffic matters. District Courts do not report parking cases.
^c Criminal includes felony, gross misdemeanor, non-traffic misdemeanor, and criminal/infraction appeal (District Court only) filings.
^d Family and juvenile case types only heard in District Courts.
^f Civil infraction information may be included in the Traffic, Misdemeanor case type for juvenile traffic matters.

EIGHTH JUDICIAL DISTRICT CASELOAD FILINGS AND DISPOSITIONS Fiscal Year 2024^a

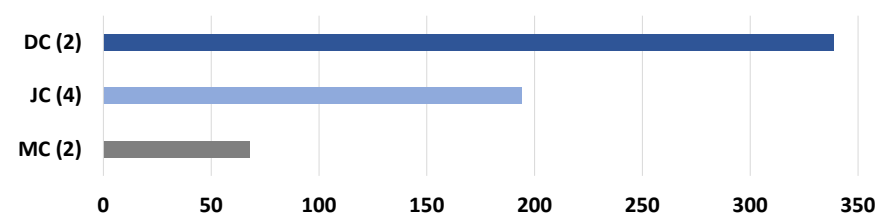
| Court | Non-Traffic Cases | | | | | Traffic and Parking Cases ^b | | | | | |
|-------------------------------|-----------------------------|----------------|---------------------------|-----------------------------|-----------------|--|---------------------|---------------------|------------------|----------------------|----------------|
| | Criminal Cases ^c | Civil Cases | Family Cases ^d | Juvenile Cases ^d | Total Non-Traf. | Total Disp. | Misd. Cases | Infraction Cases | Parking Cases | Total Traffic | Total Disp. |
| Clark County DC | 13,653 | 29,179 | 53,570 | 6,194 | 102,596 | 99,631 | (b) | (b) | (b) | (b) | (b) |
| Boulder Justice Court | 122 | 333 | - | - | 455 | 414 | 188 | 557 | 3 | 748 | 778 |
| Bunkerville Justice Court | 19 | 15 | - | - | 34 | 33 | 128 | 633 | 0 | 761 | 687 |
| Goodsprings Justice Court | 319 | 52 | - | - | 371 | 368 | 1,958 | 6,322 | 30 | 8,310 | 8,286 |
| Henderson Justice Court | 1,924 | 12,585 | - | - | 14,509 | 12,754 | 614 | 1,779 | 12 | 2,405 | 2,426 |
| Las Vegas Justice Court | 45,703 | 99,259 | - | - | 144,962 | 143,599 | 30,662 ^f | 88,685 ^f | 625 ^f | 119,972 ^f | 104,979 |
| Laughlin Justice Court | 347 | 334 | - | - | 681 | 726 | 714 | 2,030 | 85 | 2,829 | 2,820 |
| Mesquite Justice Court | 160 | 325 | - | - | 485 | 468 | 3 | 5 | 0 | 8 | 6 |
| Moapa Justice Court | 126 | 13 | - | - | 139 | 106 ^g | 508 | 1,145 | 3 | 1,656 | 1,369 |
| Moapa Valley Justice Court | 129 | 51 | - | - | 180 | 164 | 279 | 736 | 56 | 1,071 | 956 |
| North Las Vegas Justice Court | 2,572 | 11,761 | - | - | 14,333 | 15,821 | 180 | 361 | 3 | 544 | 186 |
| Searchlight Justice Court | 76 | 8 | - | - | 84 | 94 | 877 | 2,061 | 17 | 2,955 | 2,483 |
| Boulder Municipal Court | 486 | 8 | - | - | 494 | 436 | 658 ^h | 587 ^h | 55 | 1,300 | 945 |
| Henderson Municipal Court | 6,328 | 94 | - | - | 6,422 | 6,133 ^g | 5,098 | 6,776 | 778 | 12,652 | 13,336 |
| Las Vegas Municipal Court | 16,795 | 148 | - | - | 16,943 | 14,493 | 15,086 | 23,488 | 452 | 39,026 | 34,187 |
| Mesquite Municipal Court | 602 | 4 | - | - | 606 | 550 | 416 ^h | 904 ^h | 37 | 1,357 | 1,175 |
| North Las Vegas MC | 6,011 | 105 | - | - | 6,116 | 6,432 | 8,824 | 11,861 | 128 | 20,813 | 19,601 |
| TOTAL | 95,372 | 154,274 | 53,570 | 6,194 | 309,410 | 302,222 | 66,193 | 147,930 | 2,284 | 216,407 | 194,220 |

^a Statistics include reopened cases.
^b Juvenile traffic statistics included and are only reported by limited jurisdiction courts in this county. Infraction cases may include non-traffic matters.
^c Criminal includes felony, gross misdemeanor, non-traffic misdemeanor, and criminal/infraction appeal (District Court only) filings.
^d Family and juvenile case types only heard in District Courts.
^f Reopened (cases) not reported or under-reported.
^g Includes administrative case closures.
^h Civil infraction information may be included in the Traffic, Misdemeanor case type for juvenile traffic matters.

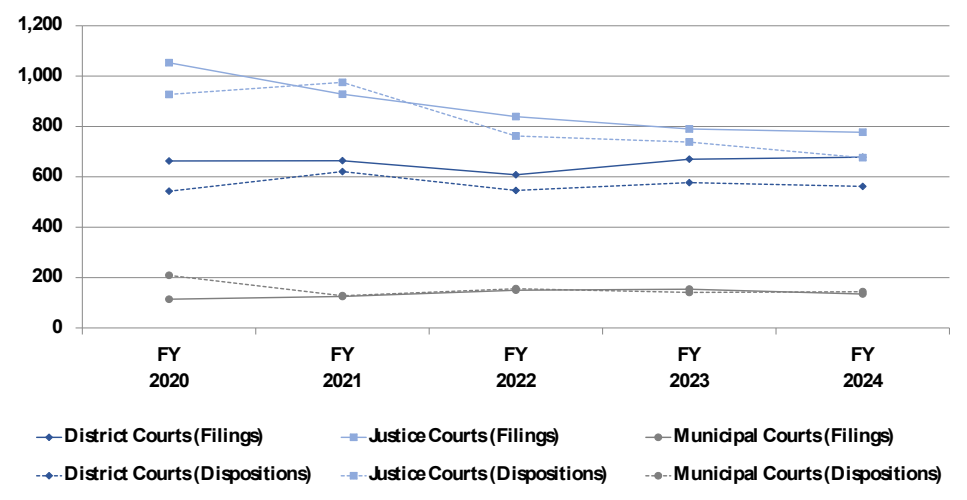
NON-TRAFFIC CASE DISTRIBUTION



NON-TRAFFIC TOTAL CASES PER JUDGE



SEVENTH JUDICIAL DISTRICT NON-TRAFFIC FILINGS AND DISPOSITIONS FISCAL YEARS 2020-24

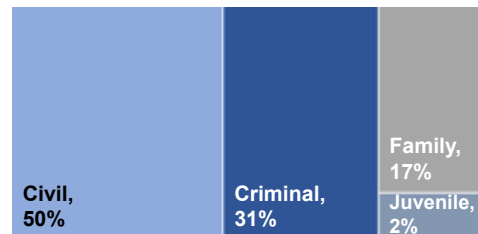


District Demographics

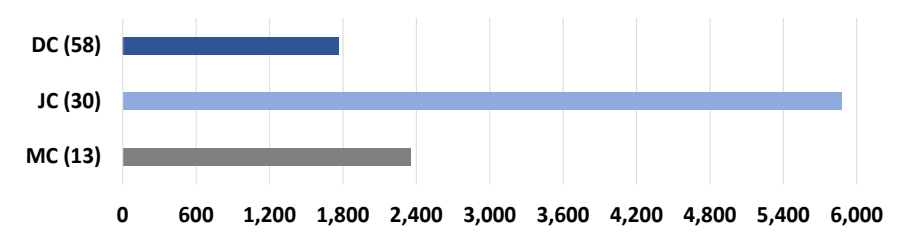
Population: 16,589^a
 Geographic Size: 23,685 sq. mi.^b
 Population Density: <1/sq. mi.
 Most Populous Township: Ely
^a Source: Nevada State Demographer
^b Source: U.S. Census Bureau

QUICK FACTS | **<1%** OF STATEWIDE NON-TRAFFIC CASELOAD
1% OF STATEWIDE TRAFFIC CASELOAD

NON-TRAFFIC CASE DISTRIBUTION



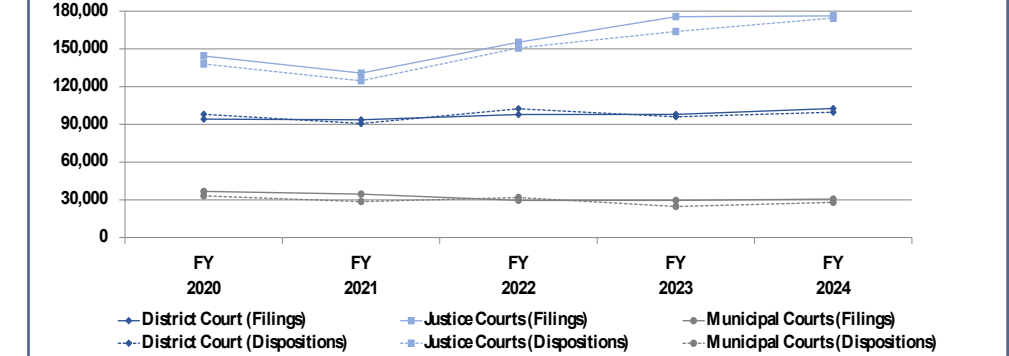
NON-TRAFFIC TOTAL CASES PER JUDGE



District Demographics

Population: 2,361,285^a
 Geographic Size: 7,891 sq. mi.^b
 Population Density: 299/sq. mi.
 Most Populous Township: Las Vegas
^a Source: Nevada State Demographer
^b Source: U.S. Census Bureau

EIGHTH JUDICIAL DISTRICT NON-TRAFFIC FILINGS AND DISPOSITIONS, FY 2020-24



QUICK FACTS | **78%** OF STATEWIDE NON-TRAFFIC CASELOAD
70% OF STATEWIDE TRAFFIC CASELOAD

NINTH JUDICIAL DISTRICT



TENTH JUDICIAL DISTRICT



NINTH JUDICIAL DISTRICT CASELOAD FILINGS AND DISPOSITIONS Fiscal Year 2024^a

| Court | Non-Traffic Cases | | | | Traffic and Parking Cases ^b | | | | | | |
|-------------------------------|-----------------------------|--------------|---------------------------|-----------------------------|--|--------------|--------------|------------------|---------------|---------------|--------------|
| | Criminal Cases ^c | Civil Cases | Family Cases ^d | Juvenile Cases ^d | Total Non-Traf. | Total Disp. | Misd. Cases | Infraction Cases | Parking Cases | Total Traffic | Total Disp. |
| Douglas County District Court | 381 | 491 | 802 | 114 | 1,788 | 1,713 | 19 | 111 | - | 130 | 119 |
| East Fork Justice Court | 949 | 593 | - | - | 1,542 | 1,148 | 1,020 | 2,302 | 16 | 3,338 | 3,317 |
| Tahoe Justice Court | 446 | 76 | - | - | 522 | 448 | 372 | 1,391 | 247 | 2,010 | 1,783 |
| TOTAL | 1,776 | 1,160 | 802 | 114 | 3,852 | 3,309 | 1,411 | 3,804 | 263 | 5,478 | 5,219 |

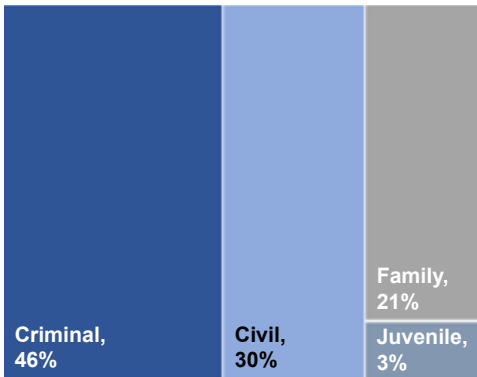
^a Statistics include reopened cases.
^b Includes juvenile traffic statistics. Infraction cases may include non-traffic matters. District Courts do not report parking cases.
^c Criminal includes felony, gross misdemeanor, non-traffic misdemeanor, and criminal/infraction appeal (District Court only) filings.
^d Family and juvenile case types only heard in District Courts.

TENTH JUDICIAL DISTRICT CASELOAD FILINGS AND DISPOSITIONS Fiscal Year 2024^a

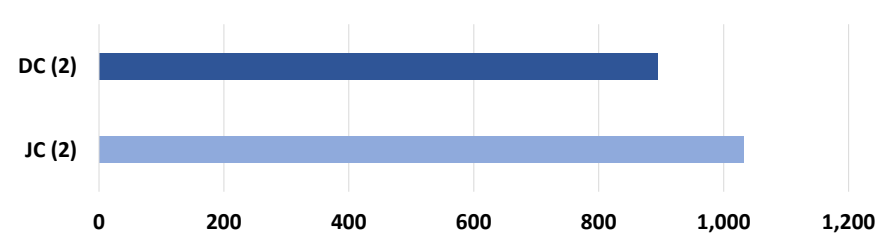
| Court | Non-Traffic Cases | | | | Traffic and Parking Cases ^b | | | | | | |
|---------------------------------|-----------------------------|--------------|---------------------------|-----------------------------|--|--------------|-------------|------------------|---------------|---------------|--------------------|
| | Criminal Cases ^c | Civil Cases | Family Cases ^d | Juvenile Cases ^d | Total Non-Traf. | Total Disp. | Misd. Cases | Infraction Cases | Parking Cases | Total Traffic | Total Disp. |
| Churchill County District Court | 275 | 298 | 813 | 305 | 1,691 | 1,674 | 4 | 10 | - | 14 | 21 |
| New River Justice Court | 620 | 884 | - | - | 1,504 | 1,273 | 381 | 1,222 | 2 | 1,605 | 2,110 ^f |
| Fallon Municipal Court | 281 | 1 | - | - | 282 | 233 | 156 | 104 | 0 | 260 | 291 |
| TOTAL | 1,176 | 1,183 | 813 | 305 | 3,477 | 3,180 | 541 | 1,336 | 2 | 1,879 | 2,422 |

^a Statistics include reopened cases.
^b Includes juvenile traffic statistics. Infraction cases may include non-traffic matters. District Courts do not report parking cases.
^c Criminal includes felony, gross misdemeanor, non-traffic misdemeanor, and criminal/infraction appeal (District Court only) filings.
^d Family and juvenile case types only heard in District Courts.
^f Includes administrative case closures.

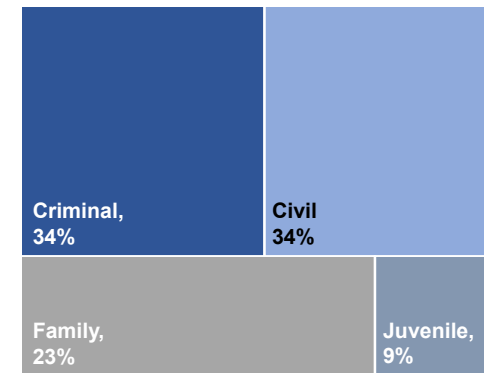
NON-TRAFFIC CASE DISTRIBUTION



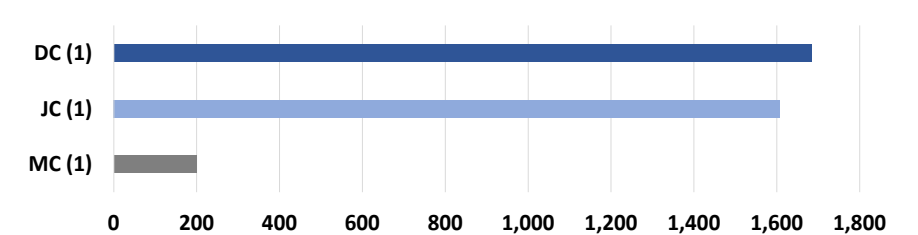
NON-TRAFFIC TOTAL CASES PER JUDGE



NON-TRAFFIC CASE DISTRIBUTION



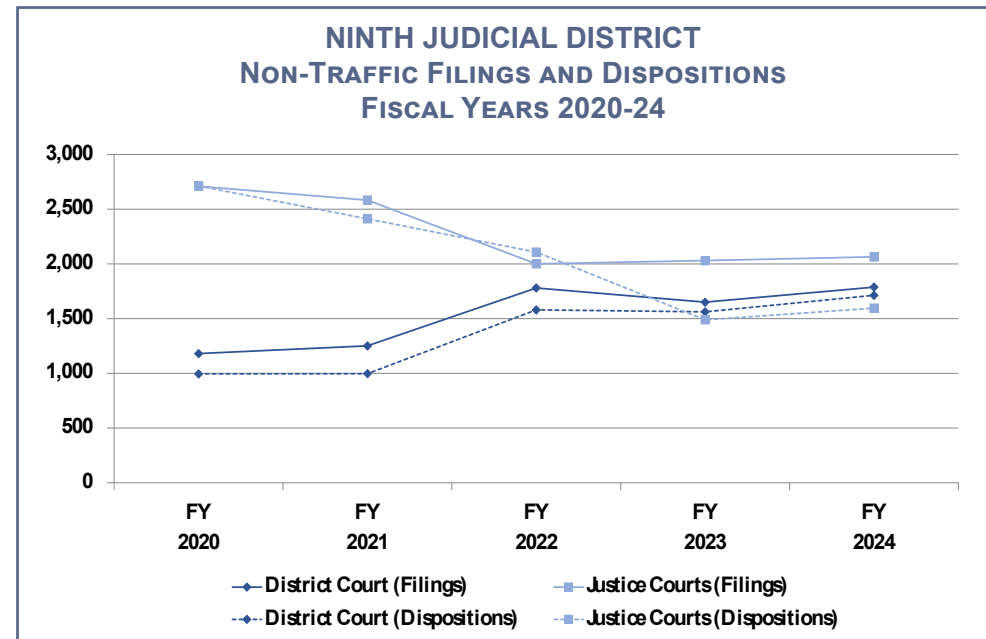
NON-TRAFFIC TOTAL CASES PER JUDGE



District Demographics

Population: 54,343 ^a
 Geographic Size: 710 sq. mi. ^b
 Population Density: 77/sq. mi.
 Most Populous Township: East Fork

^a Source: Nevada State Demographer
^b Source: U.S. Census Bureau



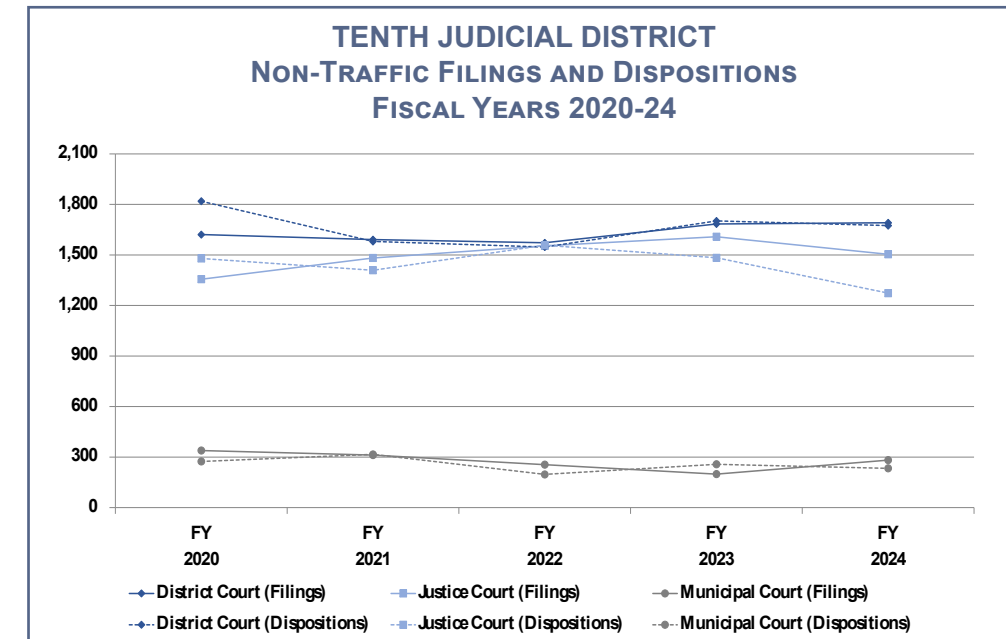
QUICK FACTS | **1%** OF STATEWIDE NON-TRAFFIC CASELOAD
2% OF STATEWIDE TRAFFIC CASELOAD



District Demographics

Population: 26,940 ^a
 Geographic Size: 4,930 sq. mi. ^b
 Population Density: 5/sq. mi.
 Most Populous Township: New River

^a Source: Nevada State Demographer
^b Source: U.S. Census Bureau



QUICK FACTS | **1%** OF STATEWIDE NON-TRAFFIC CASELOAD
1% OF STATEWIDE TRAFFIC CASELOAD

ELEVENTH JUDICIAL DISTRICT



Lander County Courthouse



Mineral County Courthouse



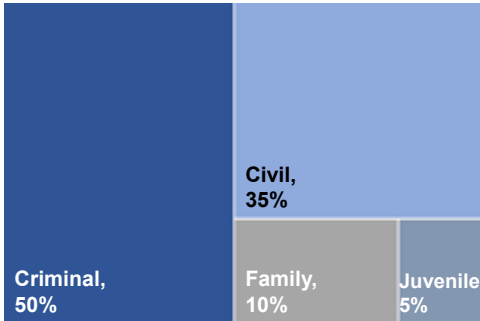
Pershing County Courthouse

ELEVENTH JUDICIAL DISTRICT CASELOAD FILINGS AND DISPOSITIONS Fiscal Year 2024^a

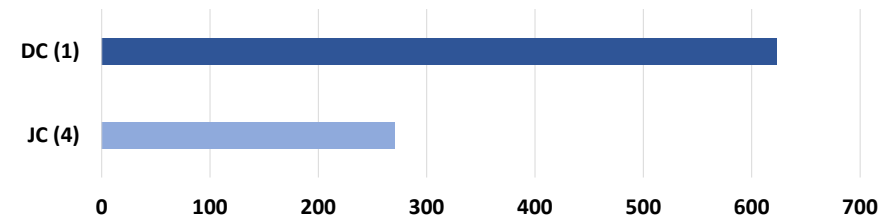
| Court | Non-Traffic Cases | | | | | Traffic and Parking Cases ^b | | | | | |
|--------------------------------|-----------------------------|-------------|---------------------------|-----------------------------|-----------------|--|----------------|------------------|---------------|---------------|--------------|
| | Criminal Cases ^c | Civil Cases | Family Cases ^d | Juvenile Cases ^d | Total Non-Traf. | Total Disp. | Misd. Cases | Infraction Cases | Parking Cases | Total Traffic | Total Disp. |
| Lander County District Court | 33 | 28 | 65 | 16 | 142 | 60 | 7 ^f | 0 ^f | - | 7 | 6 |
| Mineral County District Court | 104 | 53 | 51 | 28 | 236 | 163 | 4 ^f | 0 ^f | - | 4 | 2 |
| Pershing County District Court | 64 | 91 | 57 | 33 | 245 | 271 ^g | 8 ^f | 0 ^f | - | 8 | 9 |
| Argenta Justice Court | 145 | 130 | - | - | 275 | 292 | 113 | 1,106 | 0 | 1,219 | 1,118 |
| Austin Justice Court | 5 | 16 | - | - | 21 | 13 | 73 | 353 | 1 | 427 | 456 |
| Hawthorne Justice Court | 292 | 140 | - | - | 432 | 190 | 567 | 988 | 1 | 1,556 | 1,251 |
| Lake Justice Court | 208 | 146 | - | - | 354 | 397 | 112 | 245 | 0 | 357 | 433 |
| TOTAL | 851 | 604 | 173 | 77 | 1,705 | 1,386 | 884 | 2,692 | 2 | 3,578 | 3,275 |

^a Statistics include reopened cases.
^b Includes juvenile traffic statistics. Infraction cases may include non-traffic matters. District Courts do not report parking cases.
^c Criminal includes felony, gross misdemeanor, non-traffic misdemeanor, and criminal/infraction appeal (District Court only) filings.
^d Family and juvenile case types only heard in District Courts.
^e Civil infraction information may be included in the Traffic, Misdemeanor case type.
^f Includes administrative case closures.

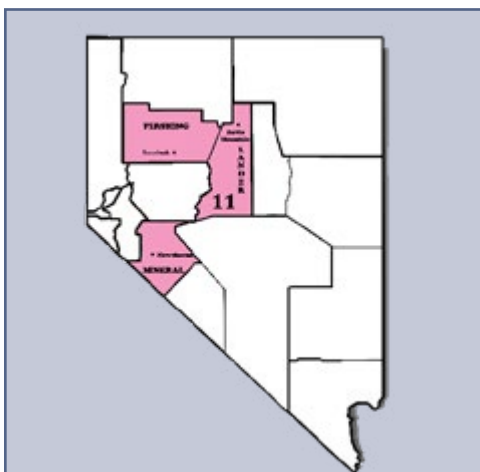
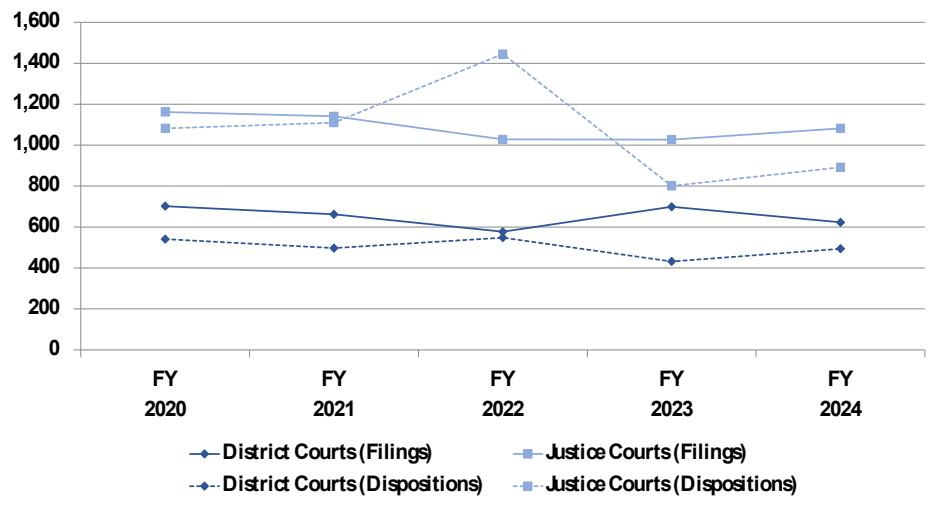
NON-TRAFFIC CASE DISTRIBUTION



NON-TRAFFIC TOTAL CASES PER JUDGE



ELEVENTH JUDICIAL DISTRICT NON-TRAFFIC FILINGS AND DISPOSITIONS FISCAL YEARS 2020-24



District Demographics

Population: 18,427^a
 Geographic Size: 15,280 sq. mi.^b
 Population Density: 1/sq. mi.
 Most Populous Township: Lake

^a Source: Nevada State Demographer
^b Source: U.S. Census Bureau

QUICK FACTS | **<1%** OF STATEWIDE NON-TRAFFIC CASELOAD
1% OF STATEWIDE TRAFFIC CASELOAD



